

Approved  
 Approved as corrected  
 Revised and Resubmit  
 Rejected

Fabrication / installation may be undertaken. Approval does not authorize changes to the Contract Sum or Contract time.

Fabrication / installation MAY NOT be undertaken in resubmitting, limit corrections to items marked.

Review is only for general conformance with the design concept in the contract documents. Any action shown is subject to the requirements of the plans and specifications. Contractor is responsible for dimensions which shall be confirmed and correlated at the job site; fabrication processes and techniques of construction; coordination of his work with that of all other trades; and satisfactory performance of his work.

Review / approval neither extends nor alters any contractual obligations of the Architect or Contractor.

ENGLISH HARPER RETA  
 By: BH Date: 3/28/00

Returned for General Conformance with the Contract Documents. Fabrication / installation may be undertaken if in conformance with the contract documents. The contractor is responsible for all work on this table.

TURNER CONSTRUCTION CO.  
 Submitted: 03/28/00  
 Date: 3/28/00  
 By: JAT

**RECEIVED**  
 MAR 21 2000  
 TURNER CONSTRUCTION CO.

REGISTERED PROFESSIONAL ENGINEER  
 WILLIAM D. BEVIER  
 No. 227  
 Exp. 03/31/01  
 STRUCTURAL  
 STATE OF CALIFORNIA

SUBMITTED  
 MAR 17 2000  
 CLARK PACIFIC

© CLARK PACIFIC 1999  
 ALL RIGHTS RESERVED

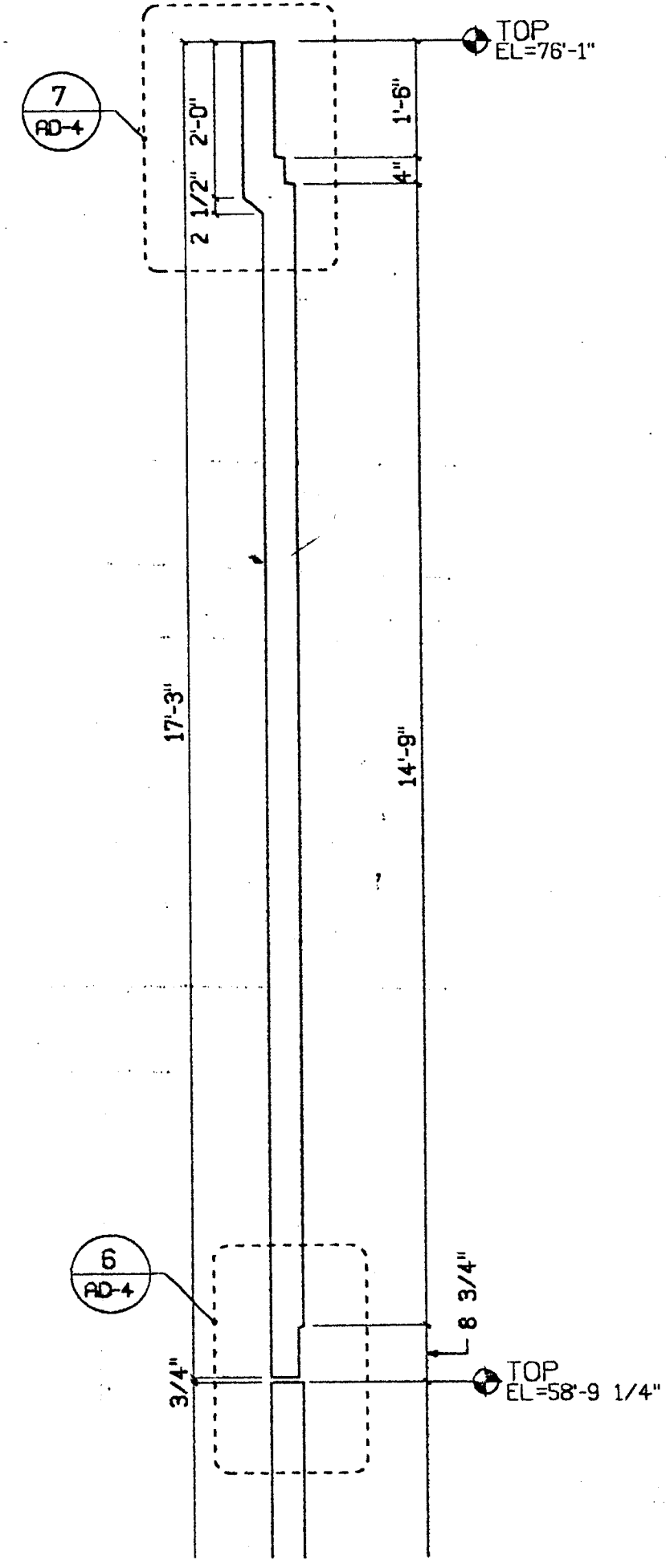
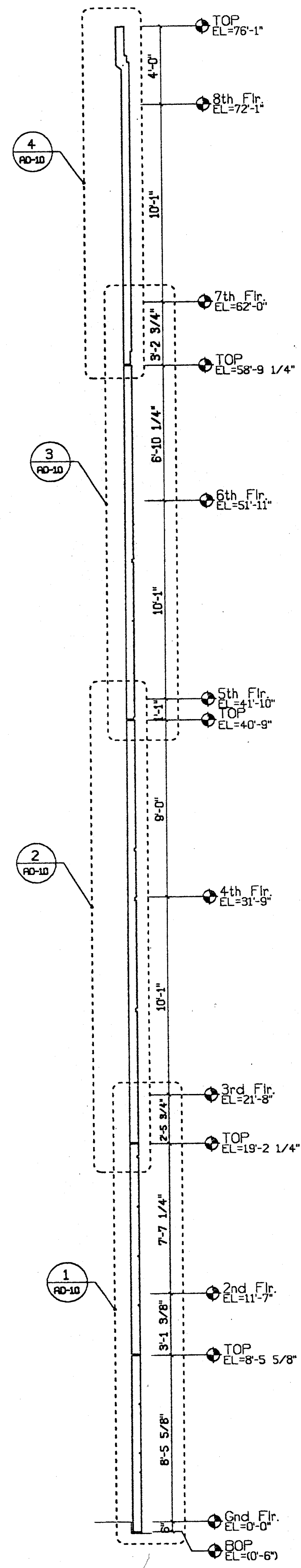
ALL DRAWINGS AND WRITTEN MATERIAL APPEARING HEREIN CONSTITUTE THE ORIGINAL, UNPUBLISHED WORK OF CLARK PACIFIC. PROTECTED BY COPYRIGHT, AND THE SAME MAY NOT BE DUPLICATED, USED, OR DISCLOSED WITHOUT THE WRITTEN CONSENT OF CLARK PACIFIC.

ISSUED FOR CONSTRUCTION									
APPROVED									
SUBMITTED	JM	3/17/00							
REV.									
DESCRIPTION									
DATE									
BY									
CHK.									

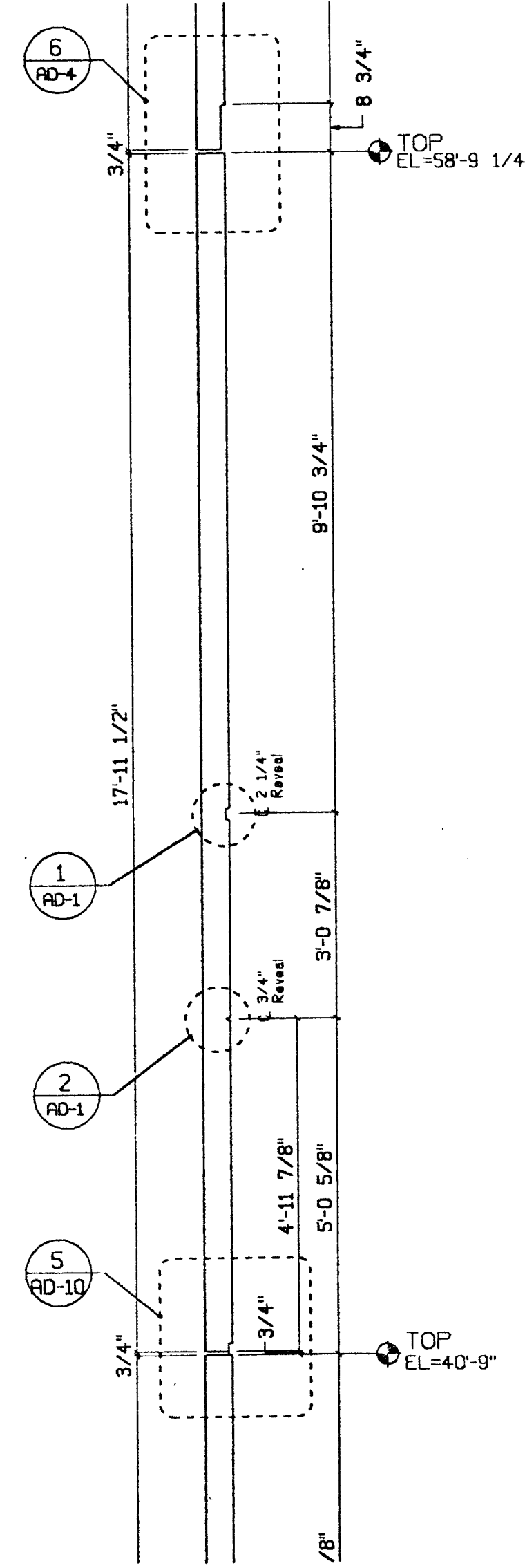
**CLARK PACIFIC**  
 1980 South River Road  
 West Sacramento CA 95691  
 TEL: (916) 371-0305  
 FAX: (916) 372-0329

SCALE: As-Noted  
 DATE: 1/17/00  
 PROJECT: Stockton CA, Parking Garage  
 Arch. Details, Parking Struct.

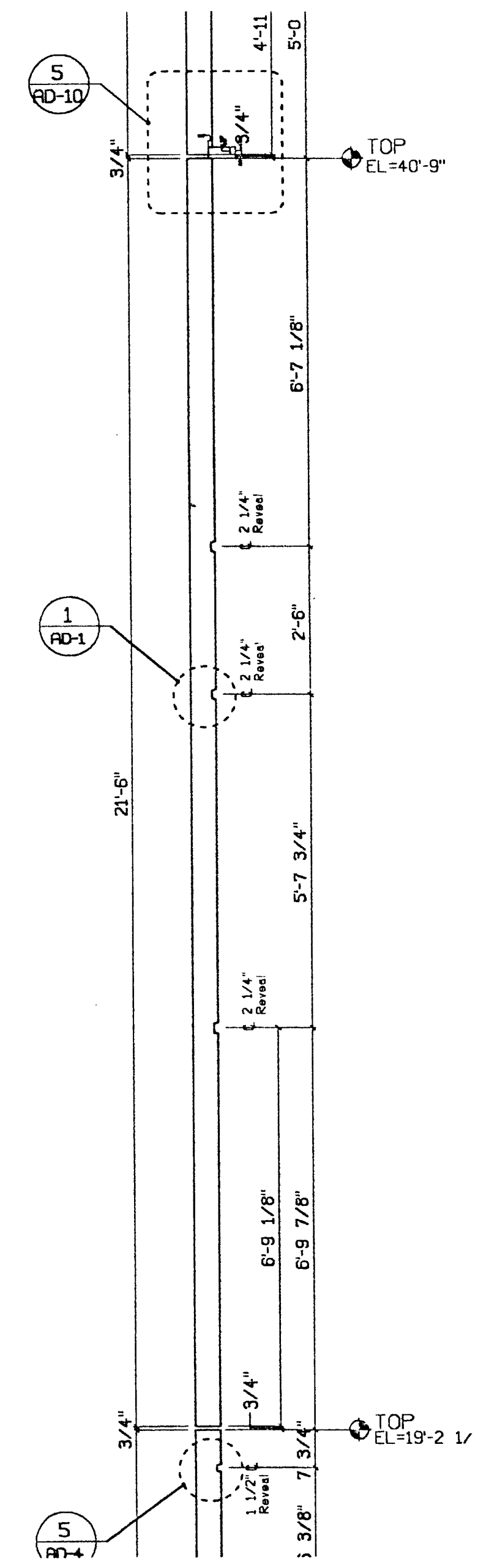
GENERAL CONTRACTOR  
 Turner Constr.  
 DRAWN BY: JM  
 CHECKED BY:  
 JOB NO. 1282  
 DRAWING NUMBER AD-9



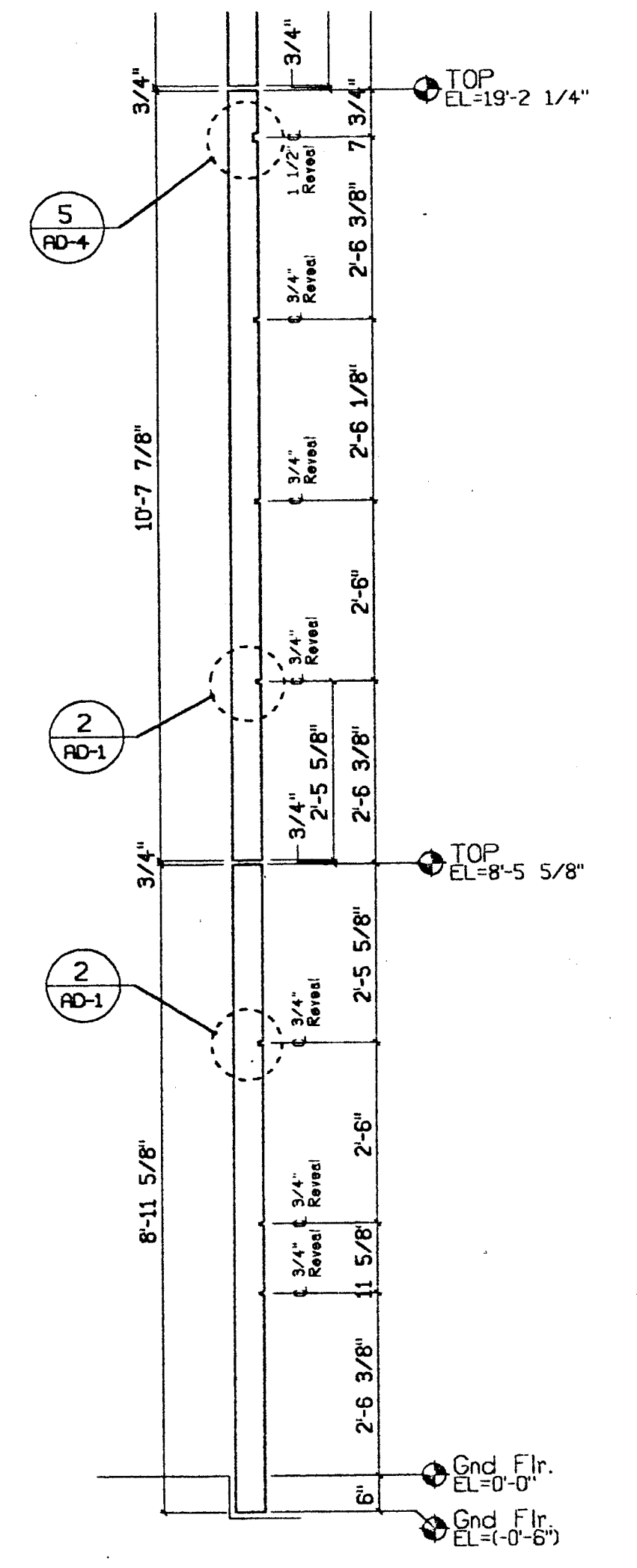
4 Panel Section Details  
1/2"=1'-0"



3 Panel Section Details  
1/2"=1'-0"

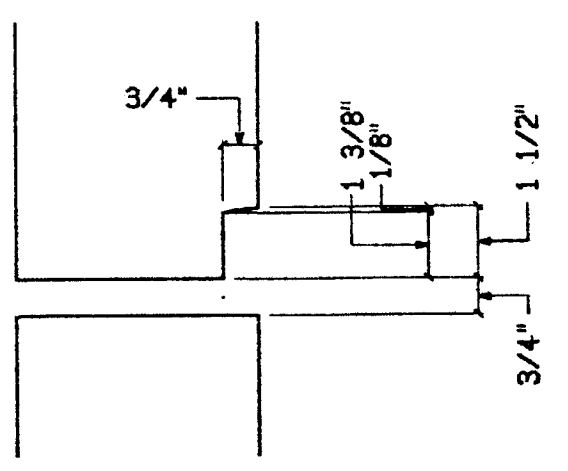


2 Panel Section Details  
1/2"=1'-0"



1 Panel Section Details  
1/2"=1'-0"

*Most detail references appear to be wrong.*



5 2 1/4" Jt. Detail  
AD-10 3"=1'-0"


Approved: Fabrication / installation may be undertaken. Approval does not authorize changes to the Contract Sum or Contract time.  
 Revised as corrected: Fabrication / installation MAY NOT be undertaken. In resubmitting, limit corrections to items marked.  
 Rejected: Fabrication / installation MAY NOT be undertaken. In resubmitting, limit corrections to items marked.  
 Rejected: Fabrication / installation MAY NOT be undertaken. In resubmitting, limit corrections to items marked.

Review is only for general conformance with the design concept in the contract documents. Any action shown is subject to the requirements of the plans and specifications. Contractor is responsible for dimensions which shall be confirmed and corrected at the job site; fabrication processes and techniques of construction; coordination of his work with that of all other trades; and satisfactory performance of his work.  
 Review / approval neither extends nor alters any contractual obligations of the Architect or Contractor.

ENGLISH HARPER RETA  
 ARCHITECTS  
 By: *BH* Date: 3/28/00

Received by General Contractor with the General Contract Documents. Reviewer is responsible for dimensions which shall be confirmed and corrected at the job site; fabrication processes and techniques of construction; coordination of his work with that of all other trades; and satisfactory performance of his work.  
 TURNER CONSTRUCTION CO.  
 034350-06  
 3/28/00  
 JMT

RECEIVED  
 MAR 2 1 2000  
 TURNER CONSTRUCTION CO.



A Bldg. Sect., Flat Wall  
AD-10 1/4"=1'-0"

© CLARK PACIFIC 1999  
 ALL RIGHTS RESERVED

ALL DRAWINGS AND WRITTEN MATERIAL APPEARING HEREON CONSTITUTE THE ORIGINAL, UNPUBLISHED WORK OF CLARK PACIFIC, PROTECTED BY COPYRIGHT, AND THE SAME MAY NOT BE DUPLICATED, USED, OR DISCLOSED WITHOUT THE WRITTEN CONSENT OF CLARK PACIFIC.

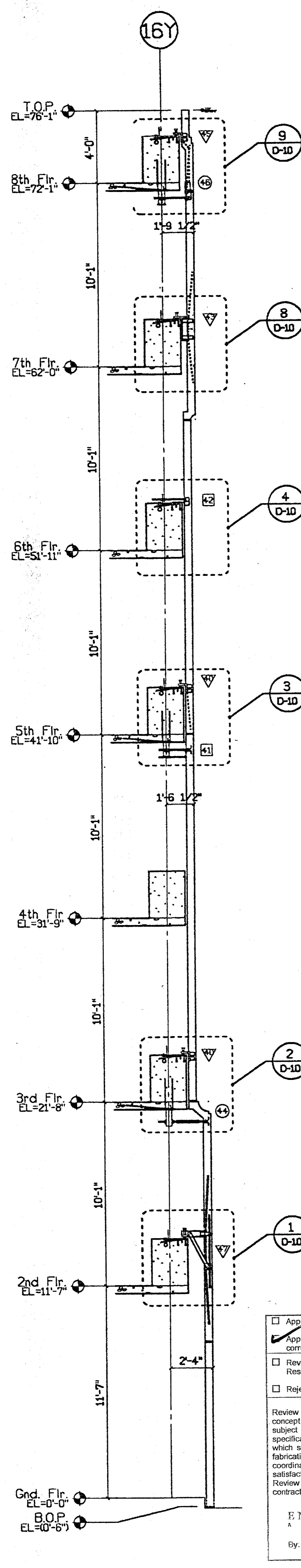
ISSUED FOR CONSTRUCTION	APPROVED								
SUBMITTED	JM	3/17/00							
REV.			DESCRIPTION	DATE	BY	CHK.			
REVISIONS									

CLARK PACIFIC  
 1980 South River Road  
 West Sacramento CA 95691  
 TEL: (916) 371-0305  
 FAX: (916) 372-0323

SCALE: As-Noted  
 DATE: 3/14/00  
 PROJECT: Stockton CA, Parking Garage  
 ARCH. DETAILS, PARKING STRUCT.

GENERAL CONTRACTOR  
 Turner Constr.  
 DRAWN BY: JM  
 CHECKED BY:  
 JOB NO. 1282  
 DRAWING NUMBER AD-10

SUBMITTED  
 MAR 17 2000  
 CLARK PACIFIC

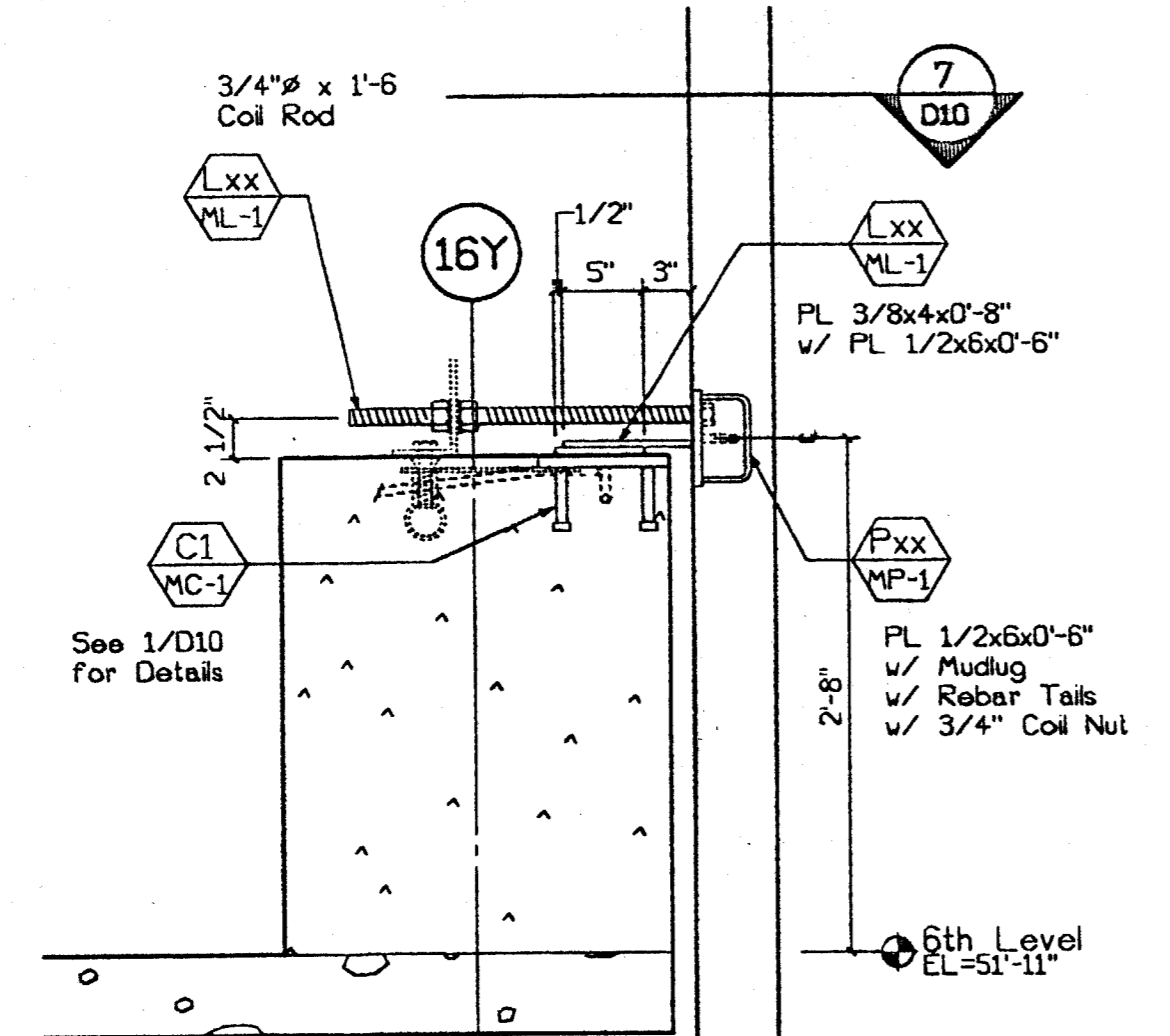


**(A) Building Section**  
D-10 1/4"=1'-0"

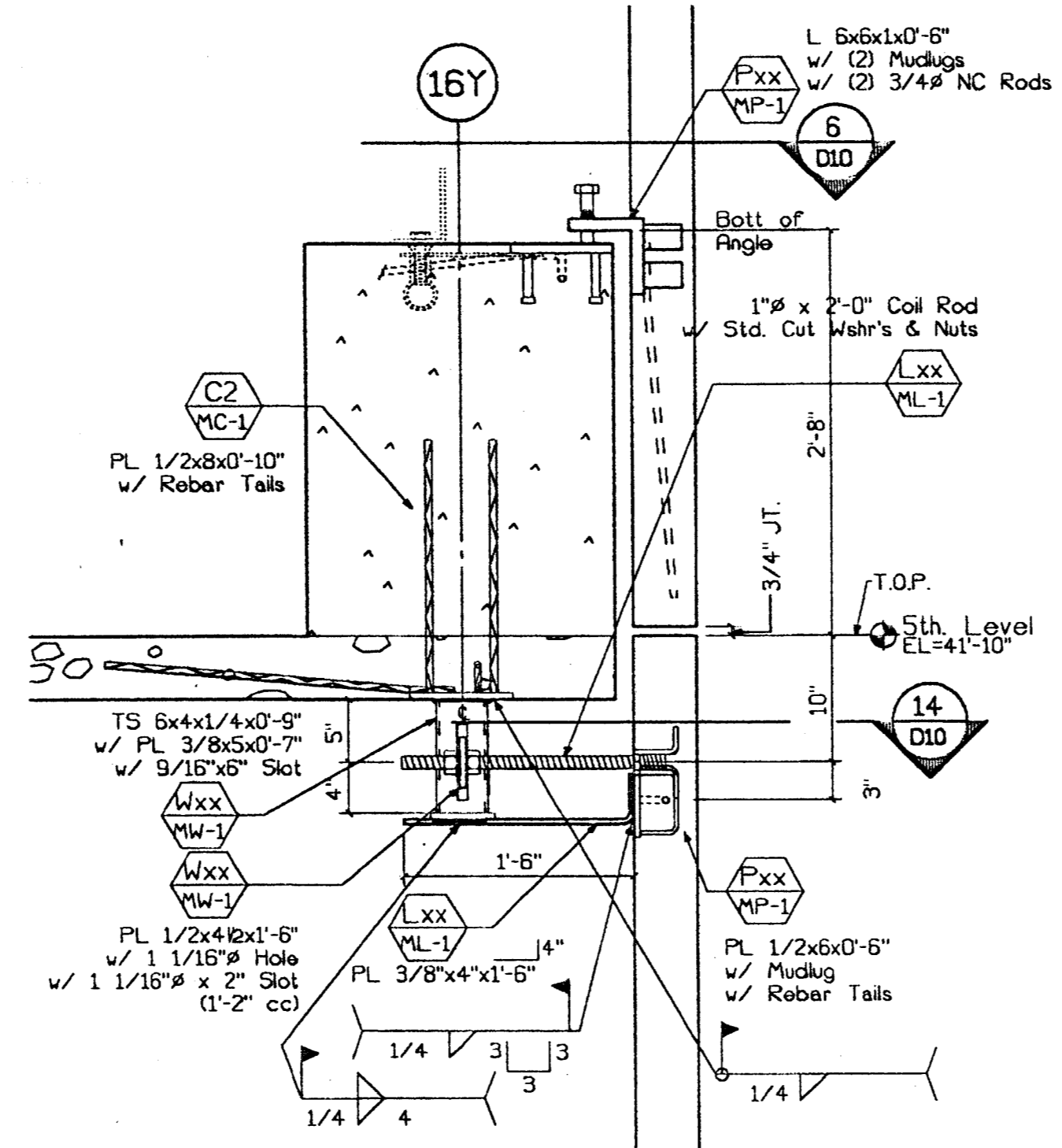
Approved Fabrication / Installation may be undertaken. Approval does not authorize changes to the Contract Sum or Contract time.  
 Approved as corrected Fabrication / Installation MAY NOT be undertaken. In resubmitting, limit corrections to items marked.  
 Revise and Resubmit  
 Rejected

Review is only for general conformance with the design concept in the contract documents. Any action shown is subject to the requirements of the plans and specifications. Contractor is responsible for: dimensions which shall be confirmed and corrected at the job site; fabrication processes and techniques of construction; coordination of his work with that of all other trades; and satisfactory performance of his work.  
 Review / approval neither extends nor alters any contractual obligations of the Architect or Contractor.

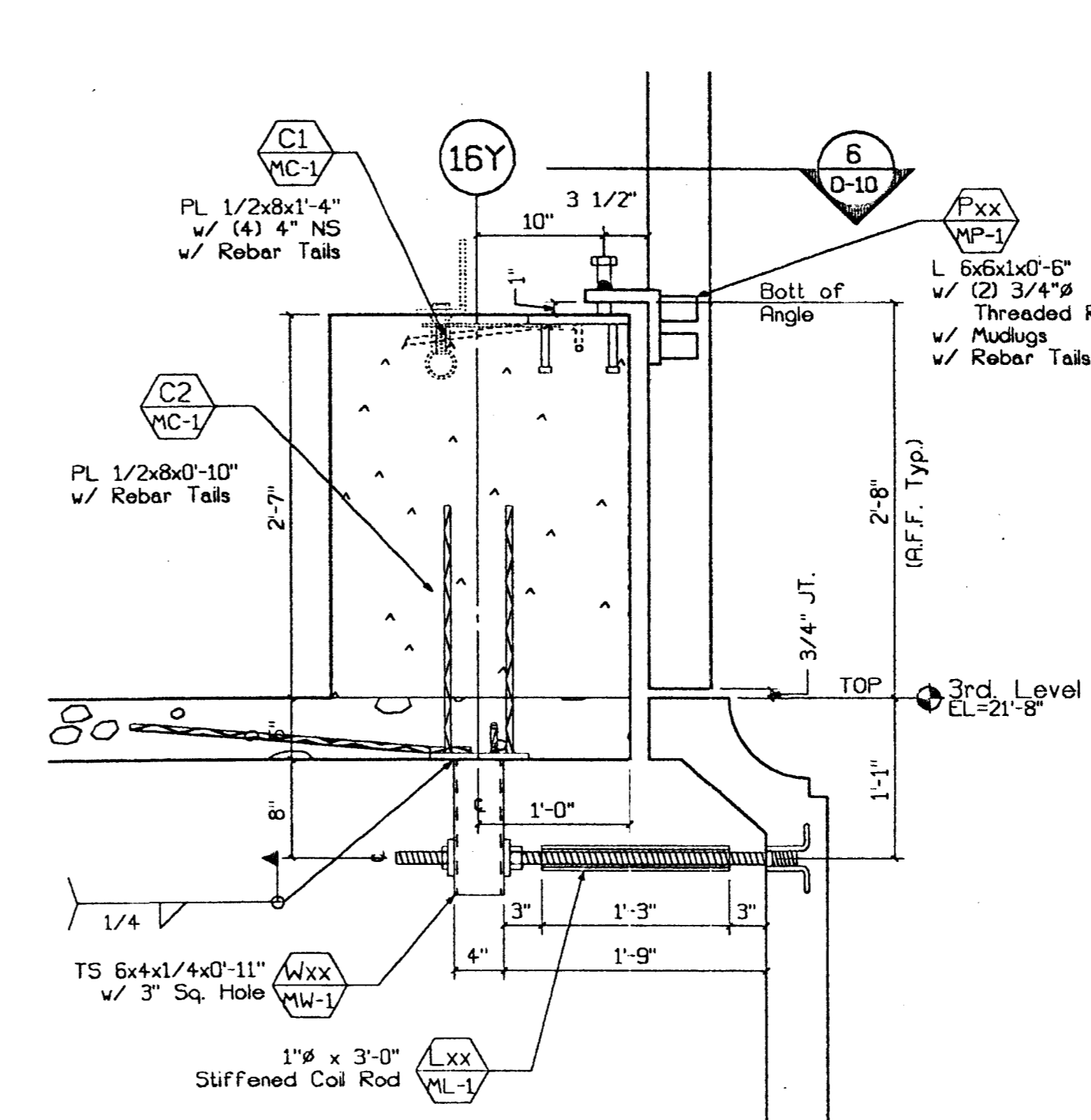
ENGLISH HARPER RETA  
 ARCHITECTS  
 By: *BH* Date: 3/28/00



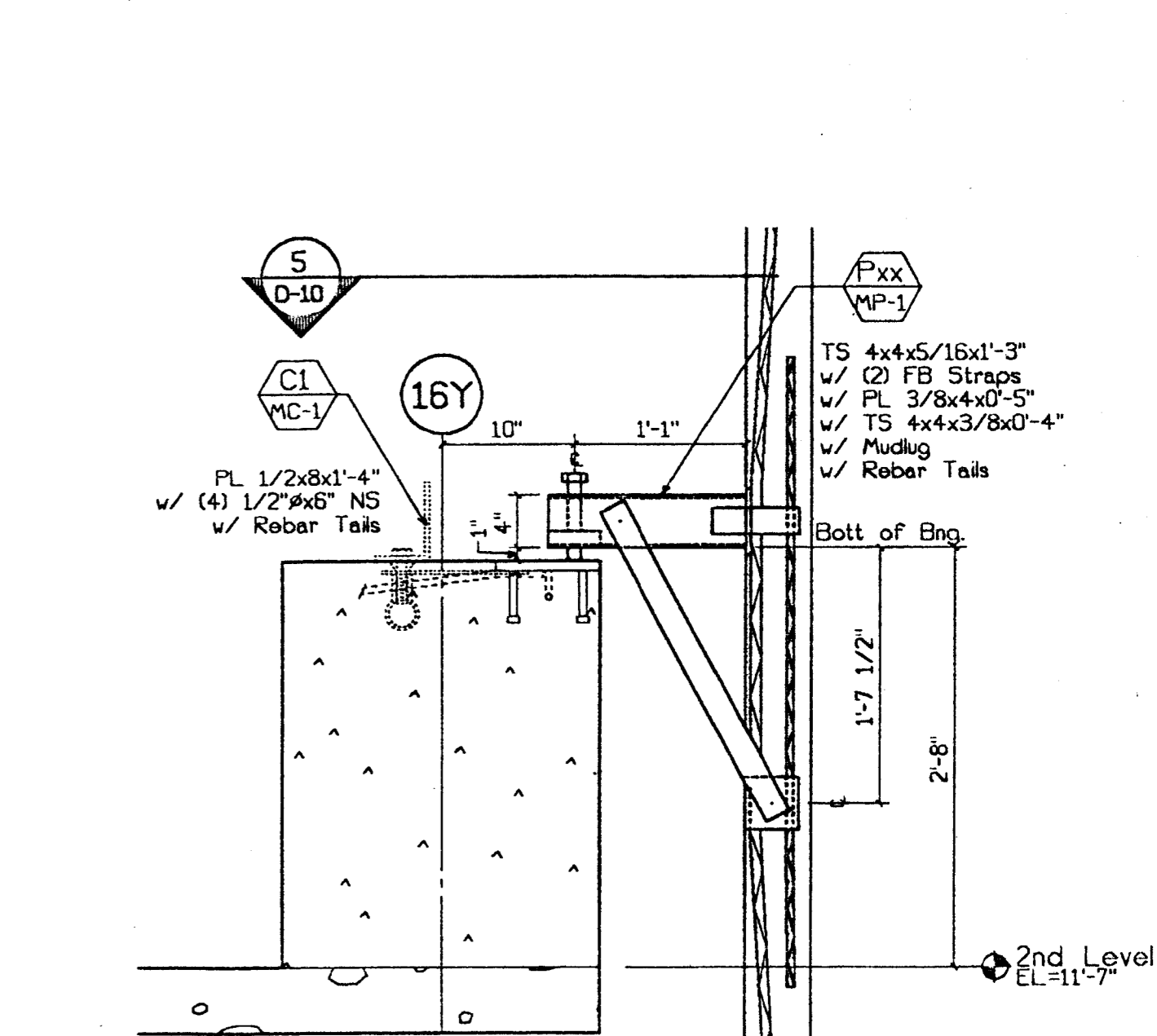
**4 Section - Lateral**  
D-10 1"=1'-0" Type: (2)



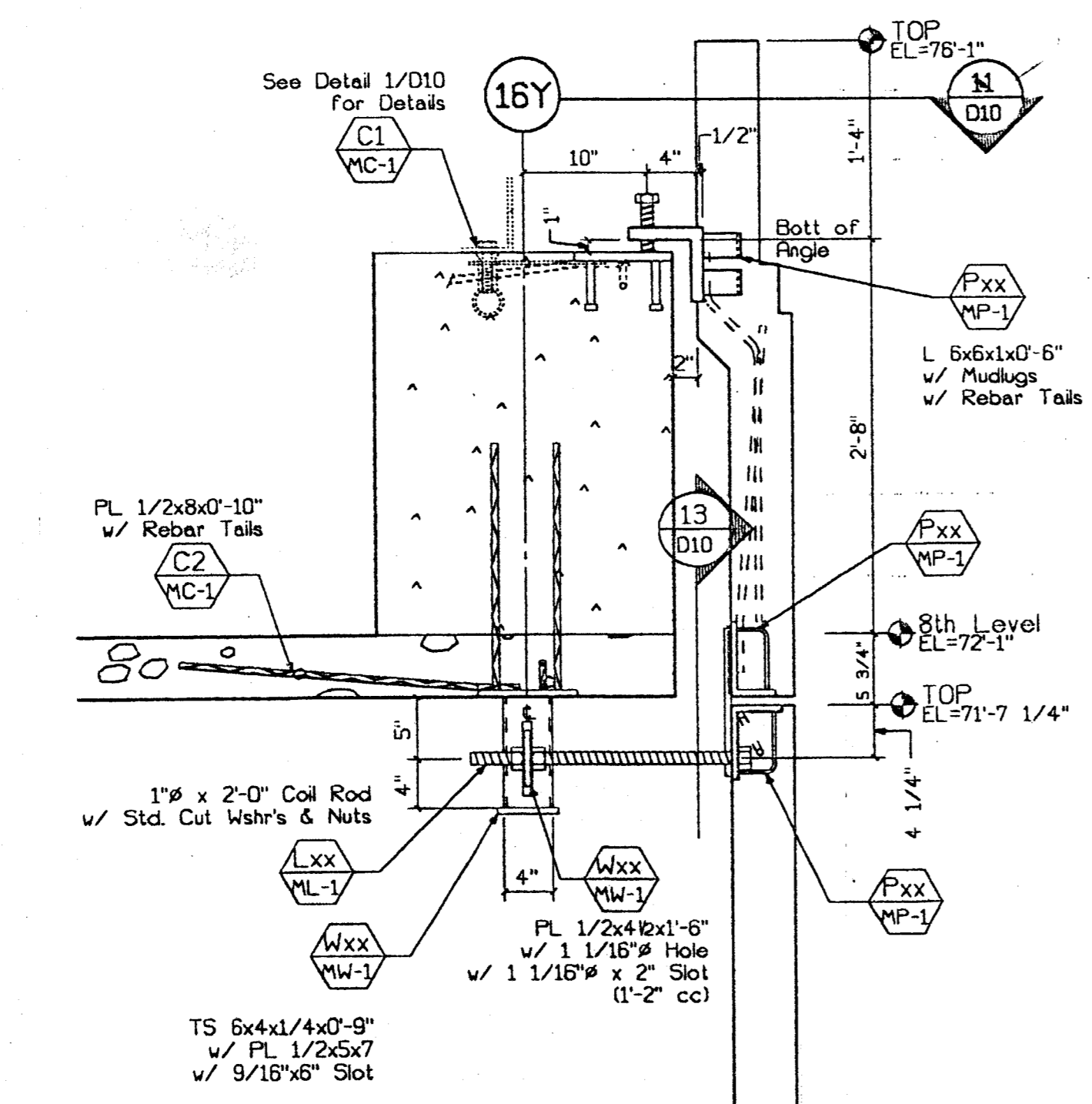
**3 Sect. - Rocking Bng & P/P**  
D-10 1"=1'-0" Type: (Top) (Bottom)



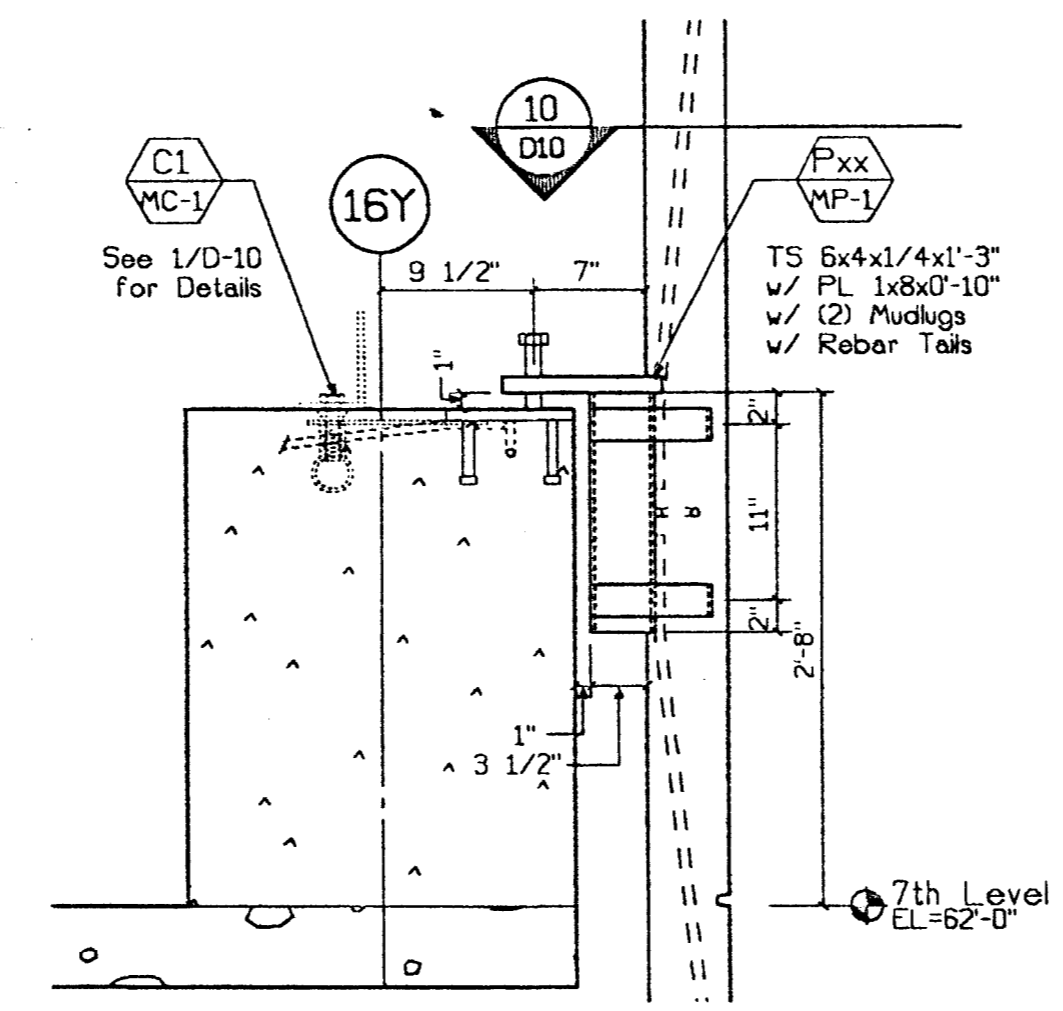
**2 Sect. - Rocking Bng & P/P**  
D-10 1"=1'-0" Type: (Top) (Bottom)



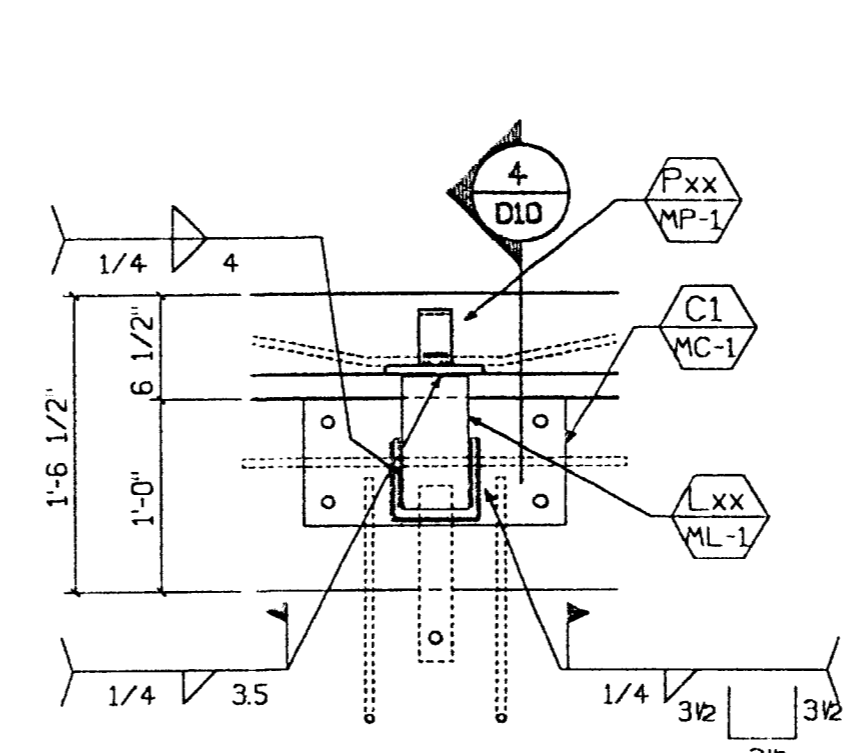
**1 Section - Bearing**  
D-10 1"=1'-0" Type: (V)



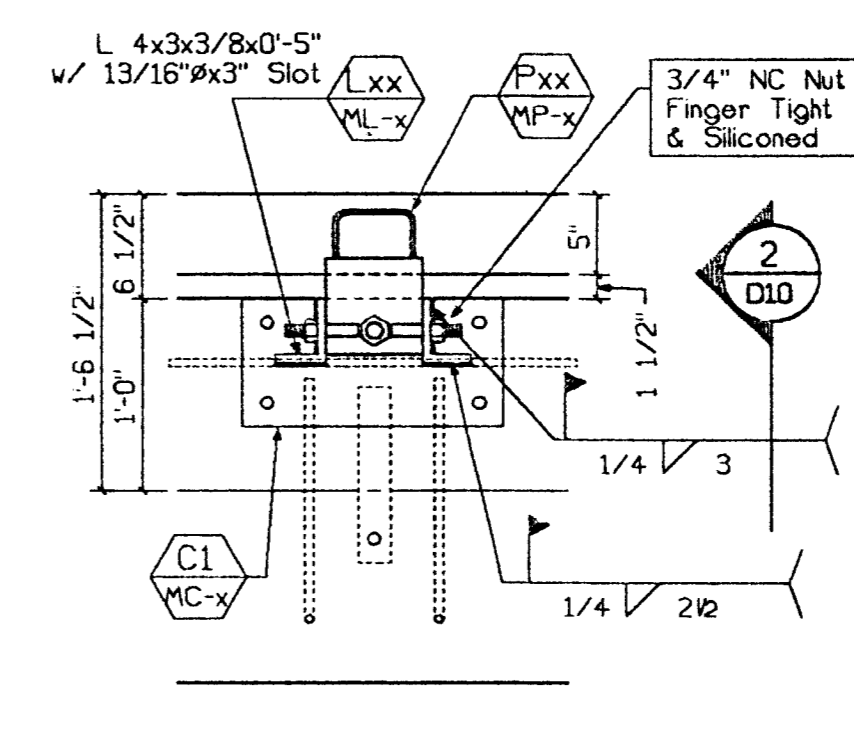
**9 Section - Bng & P/P**  
D-10 1"=1'-0" Type: (Top) (Bottom)



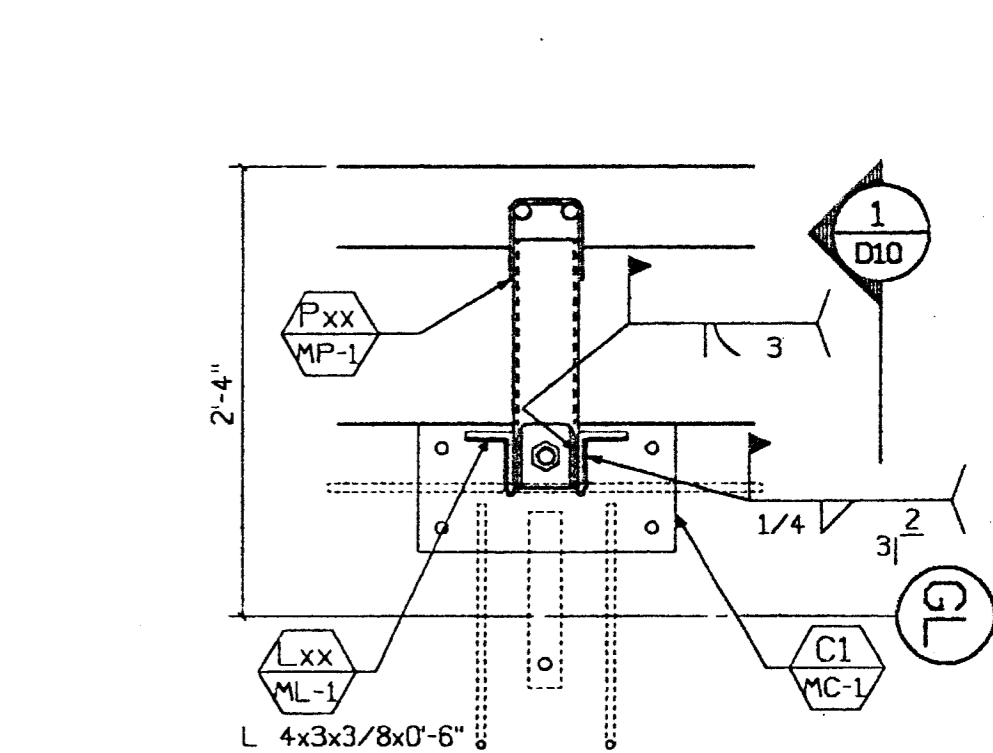
**8 Section - Bearing**  
D-10 1"=1'-0" Type: (V)



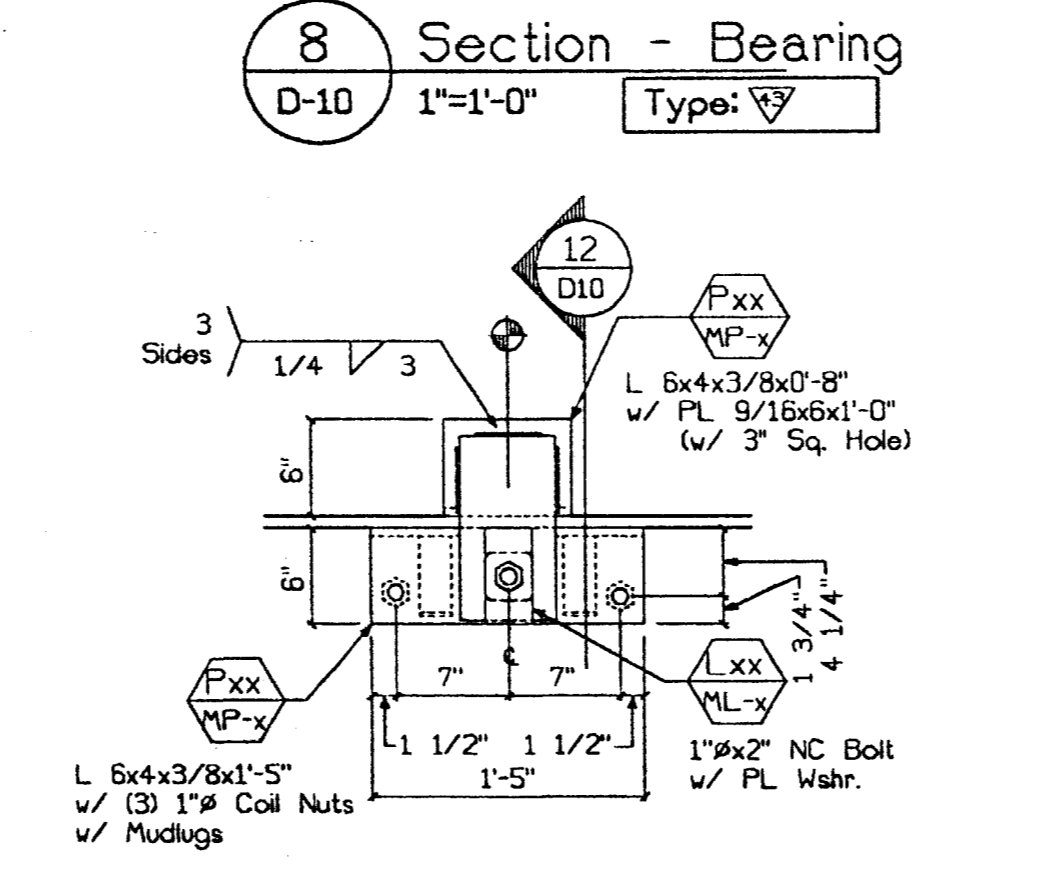
**7 Plan - Lateral**  
D-10 1"=1'-0" Type: (2)



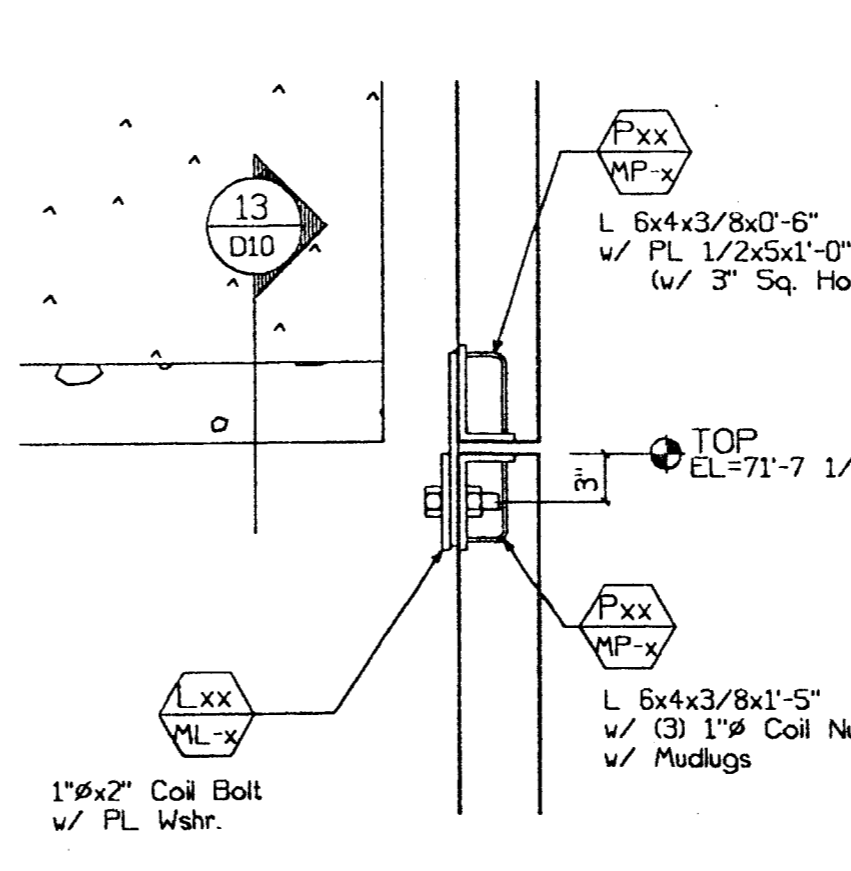
**6 Plan - Rocking Conn.**  
D-10 1"=1'-0" Type: (V)



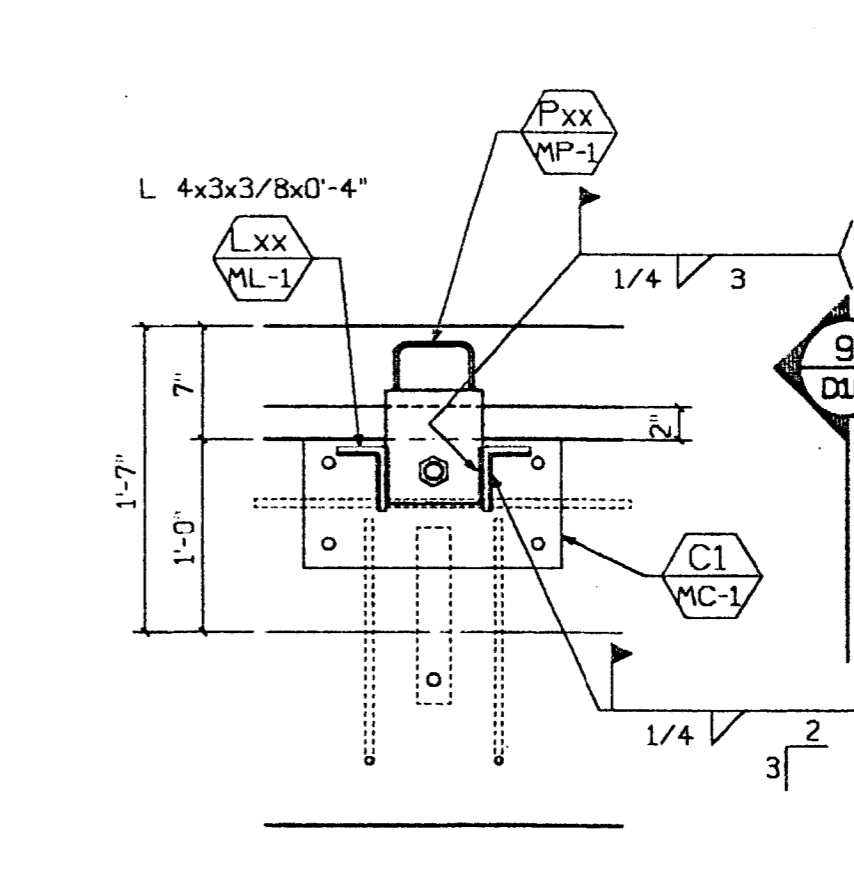
**5 Plan - Bearing**  
D-10 1"=1'-0" Type: (V)



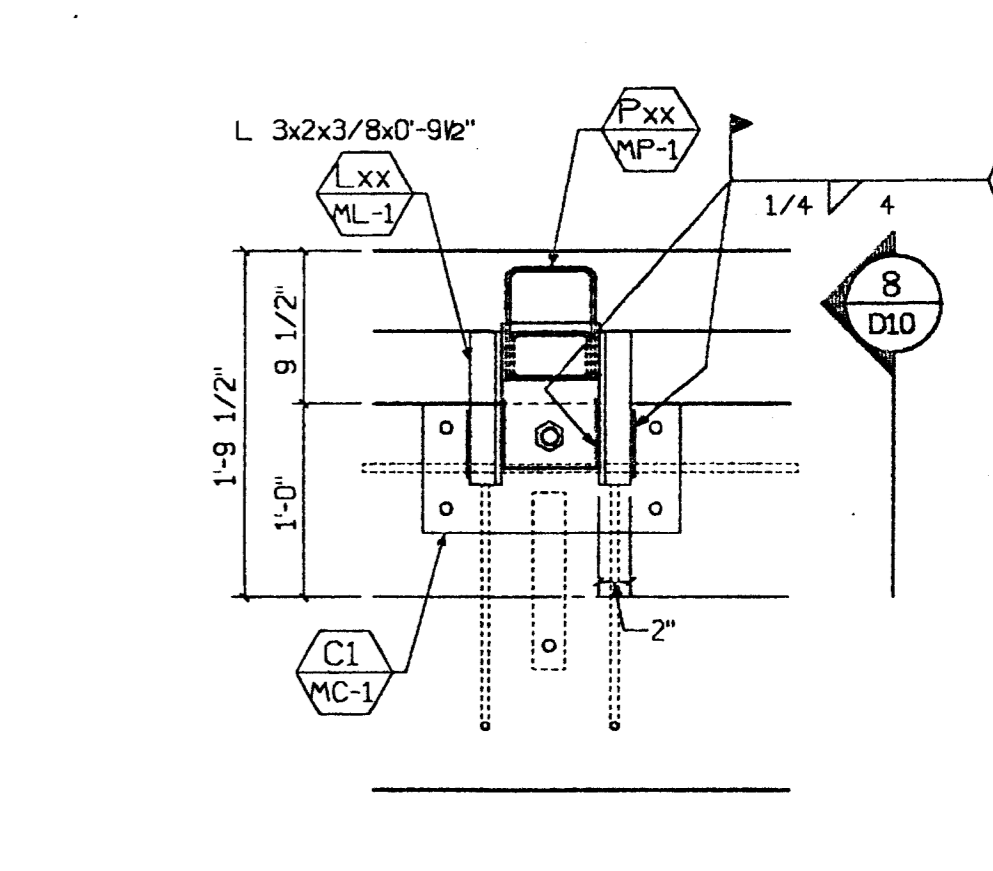
**13 BOP - Shiplap**  
D-10 1"=1'-0" Type: (46)



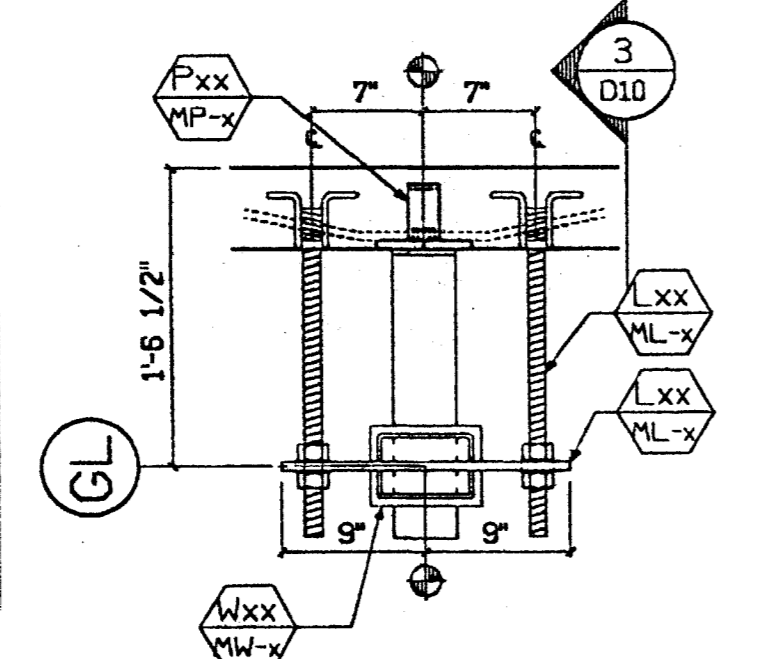
**12 Section - Shiplap**  
D-10 1"=1'-0" Type: (46)



**11 Plan - Bearing at Parapet**  
D-10 1"=1'-0" Type: (V)



**10 Section**  
D-10 1"=1'-0" Type: (V)



**14 Plan - P/P & Lateral**  
D-10 1"=1'-0" Type: (4)

Received for General Contract Documents with the General Contract. This contract is subject to the terms and conditions of the contract documents. The contractor shall be responsible for the accuracy of the information provided in this drawing. The contractor shall be responsible for the accuracy of the information provided in this drawing. The contractor shall be responsible for the accuracy of the information provided in this drawing.

RECEIVED  
 MAR 21 2000  
 TURNER CONSTRUCTION CO.

REGISTERED PROFESSIONAL ENGINEER  
 WILLIAM D. BEVIER  
 No. 2271  
 Exp. 3/31/01  
 STRUCTURAL  
 STATE OF CALIFORNIA

© CLARK PACIFIC 1999  
 ALL RIGHTS RESERVED  
 ALL DRAWINGS AND WRITTEN MATERIAL APPEARING HEREIN CONSTITUTE THE ORIGINAL, UNPUBLISHED WORK OF CLARK PACIFIC, PROTECTED BY COPYRIGHT. AND THE SAME MAY NOT BE REPRODUCED, USED, OR DISCLOSED WITHOUT THE WRITTEN CONSENT OF CLARK PACIFIC.

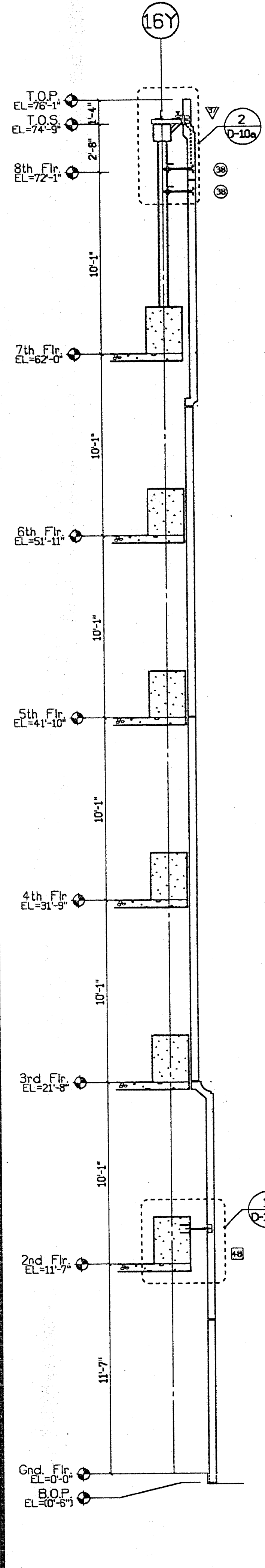
ITEM	BY	DATE	REV.	DESCRIPTION	DATE	BY	CHK.
REVISIONS							

**CLARK PACIFIC**  
 1980 South River Road  
 West Sacramento CA 95691  
 TEL: (916) 371-0305  
 FAX: (916) 372-0325

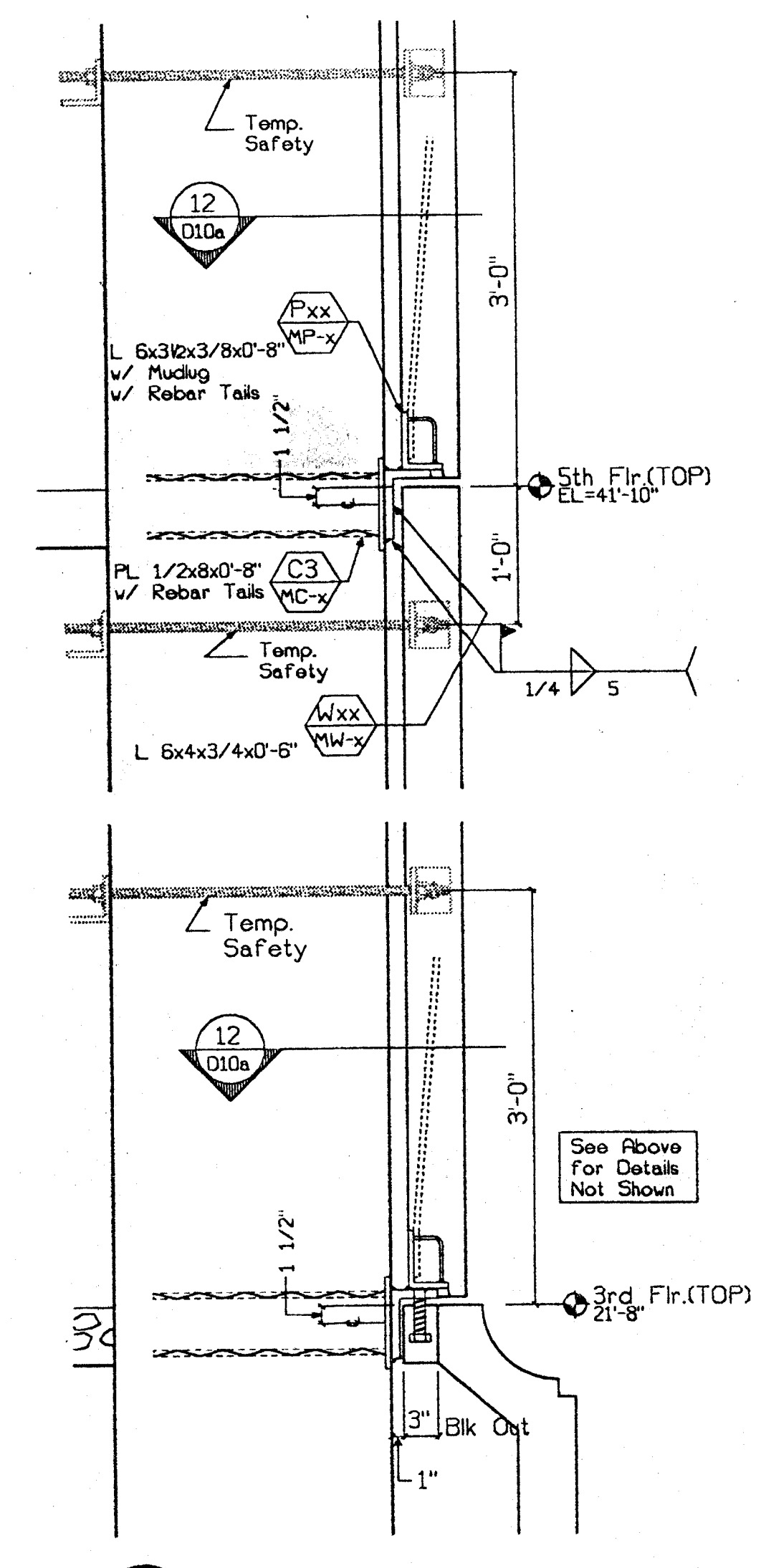
SCALE: 1"=1'-0"  
 DATE: 9/9/99  
 PROJECT: Stockton CA, Parking Garage  
 DRAWN BY: JM  
 TURNER Constr.  
 CHECKED BY:

JOB NO. 1282  
 DRAWING NUMBER D-10

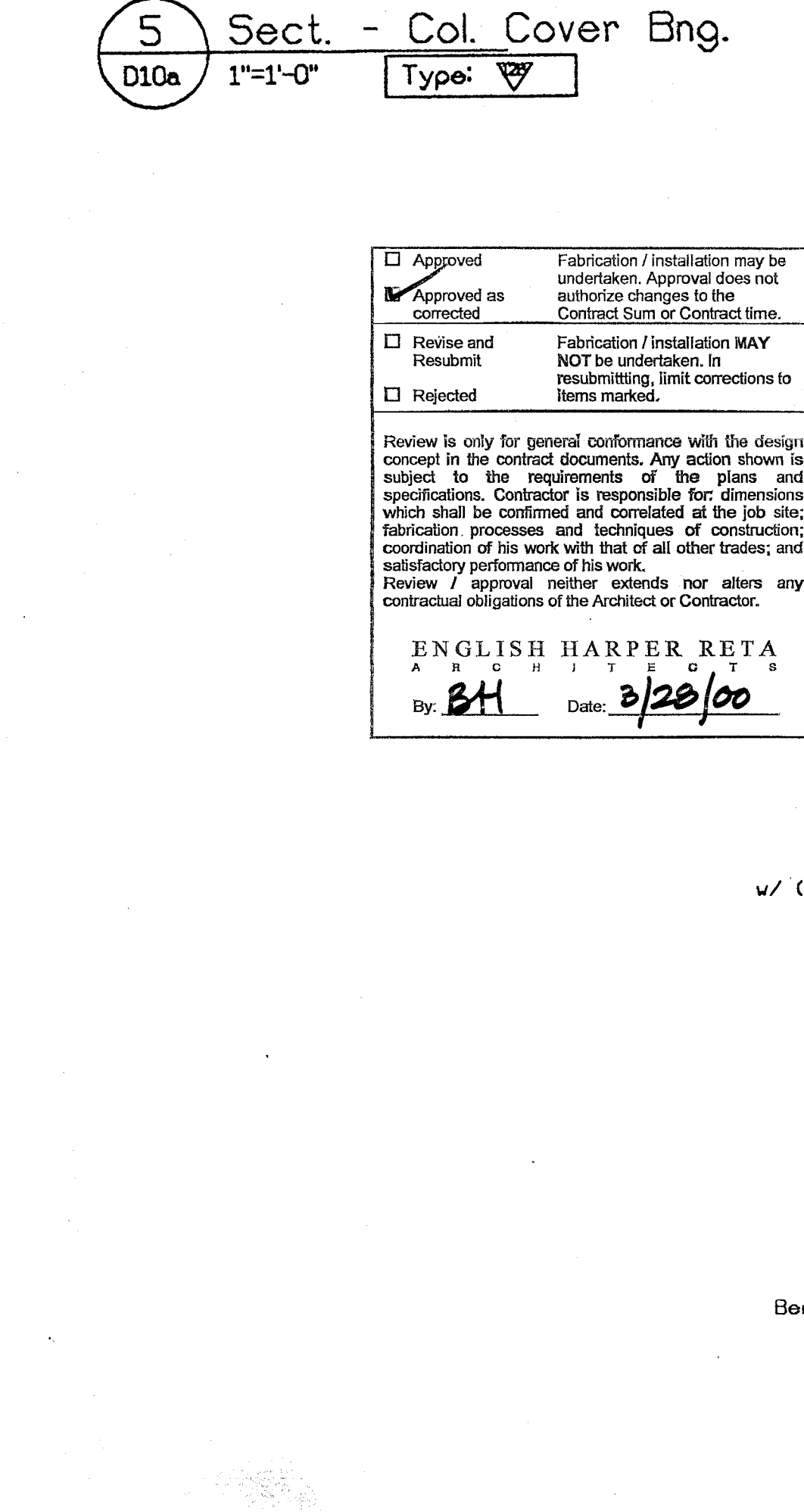
SUBMITTED  
 MAR 17 2000  
 CLARK PACIFIC



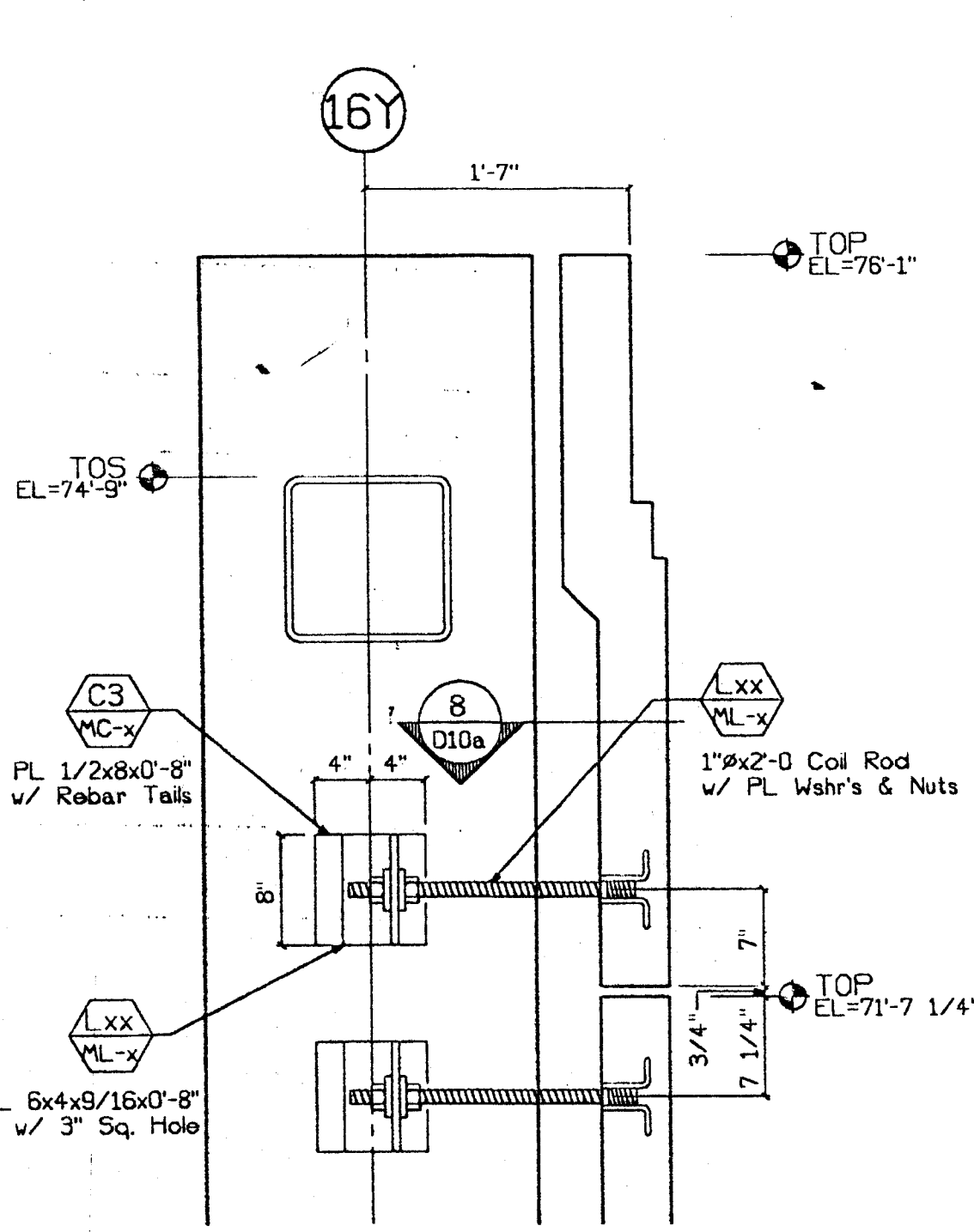
**B** Parking - Sect.  
D10a 1/4"=1'-0"



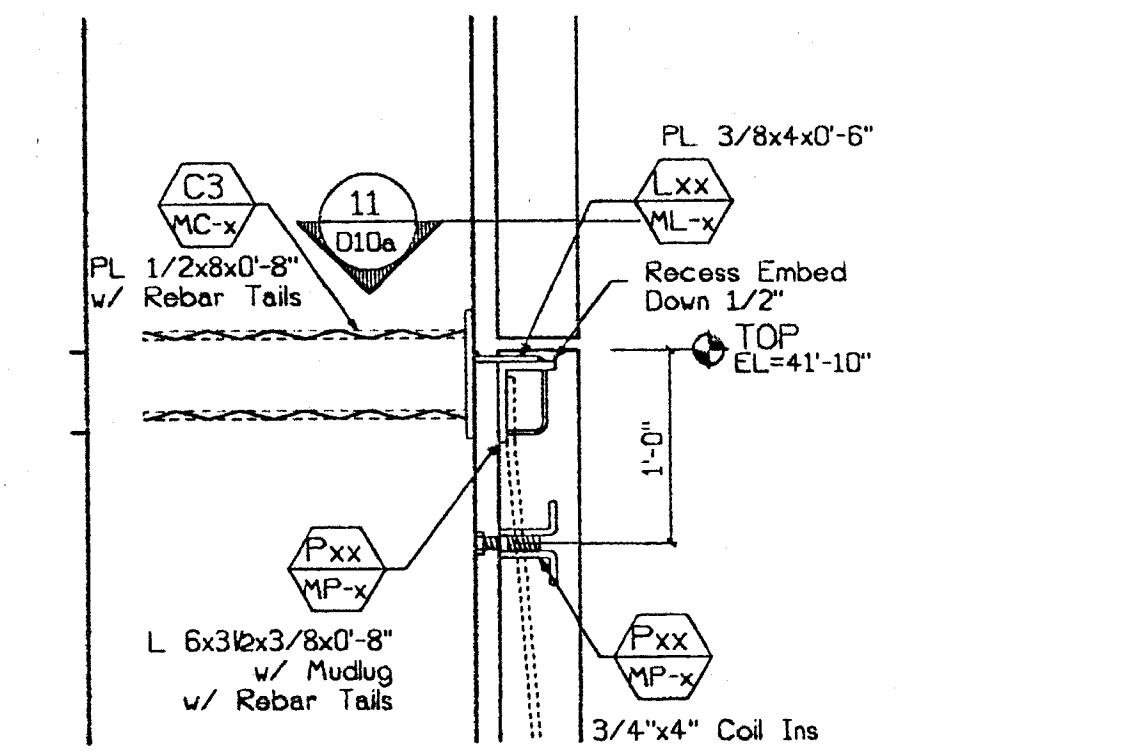
**5** Sect. - Col. Cover Bng.  
D10a 1"=1'-0" Type: **4**



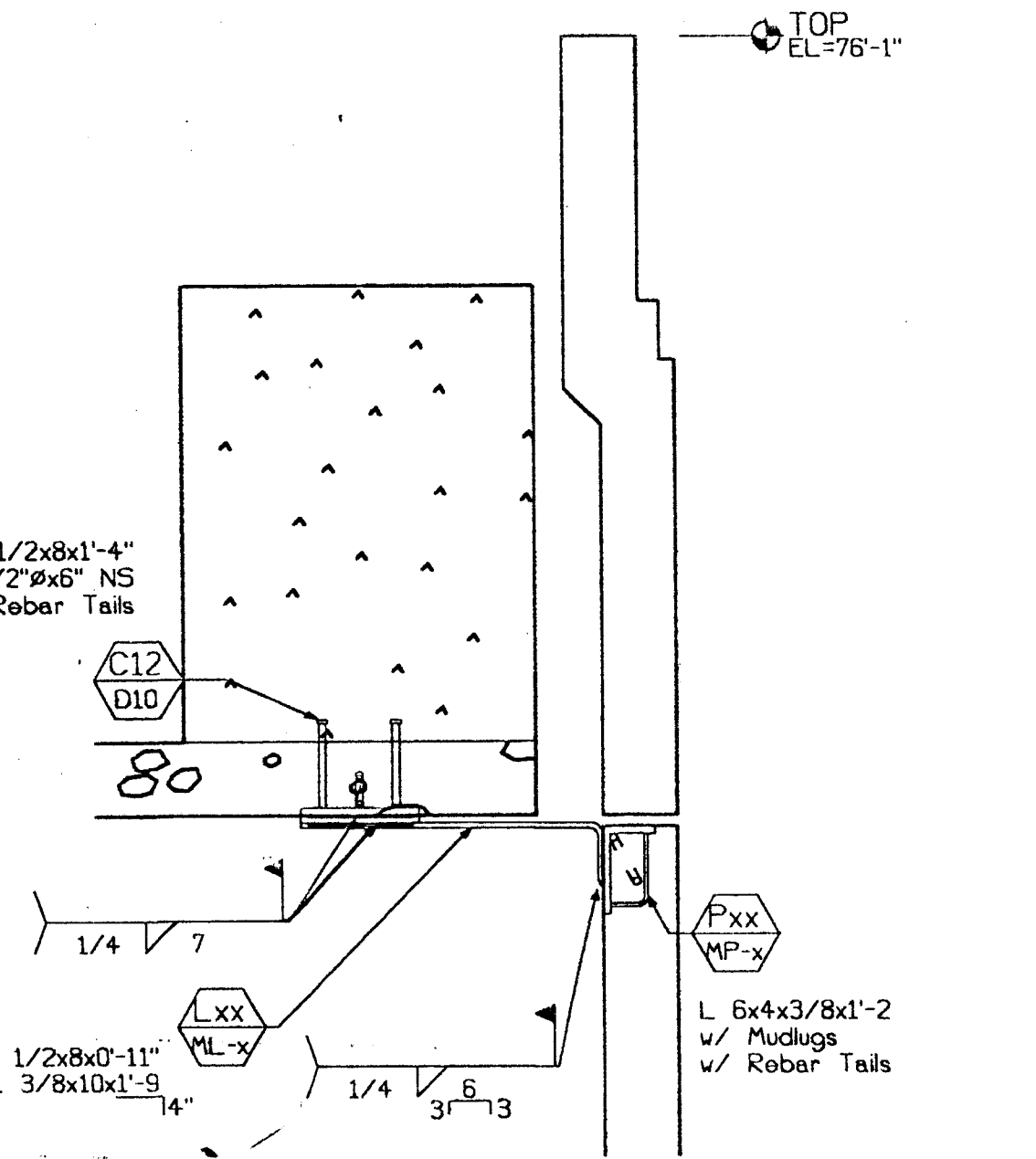
**13** Section - Lateral Conn.  
D10a 1"=1'-0" Type: **9**



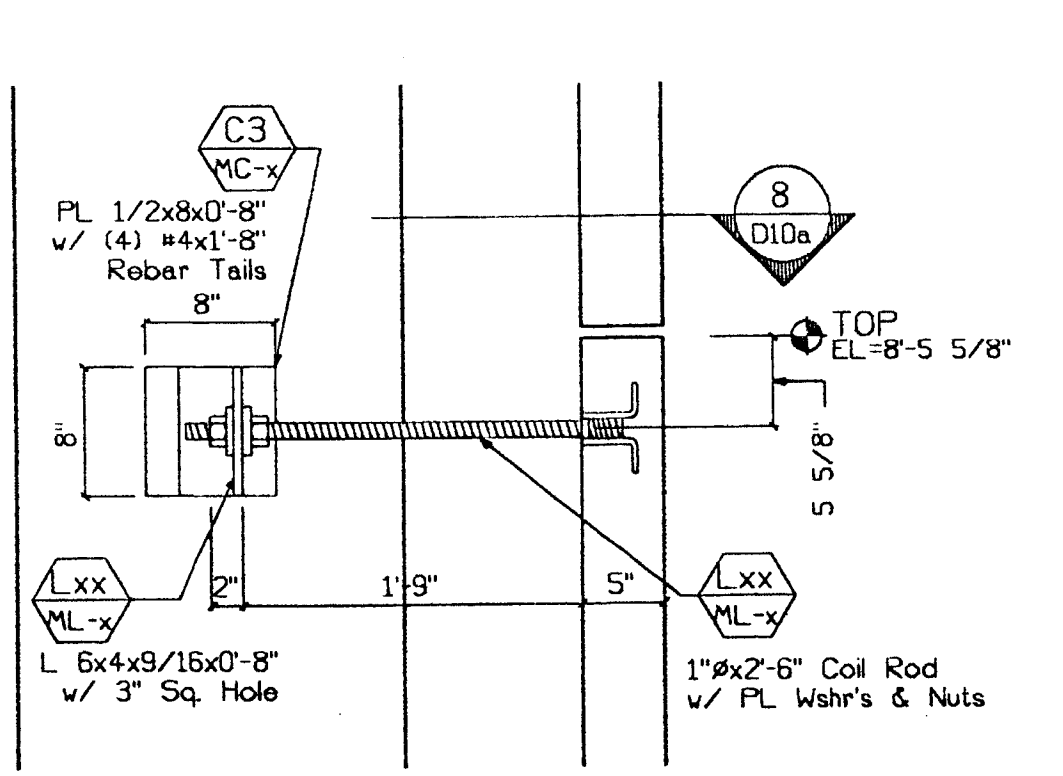
**4** Conn. Section  
D10a 1"=1'-0" Type: **3** Top  
Type: **3** Bott.



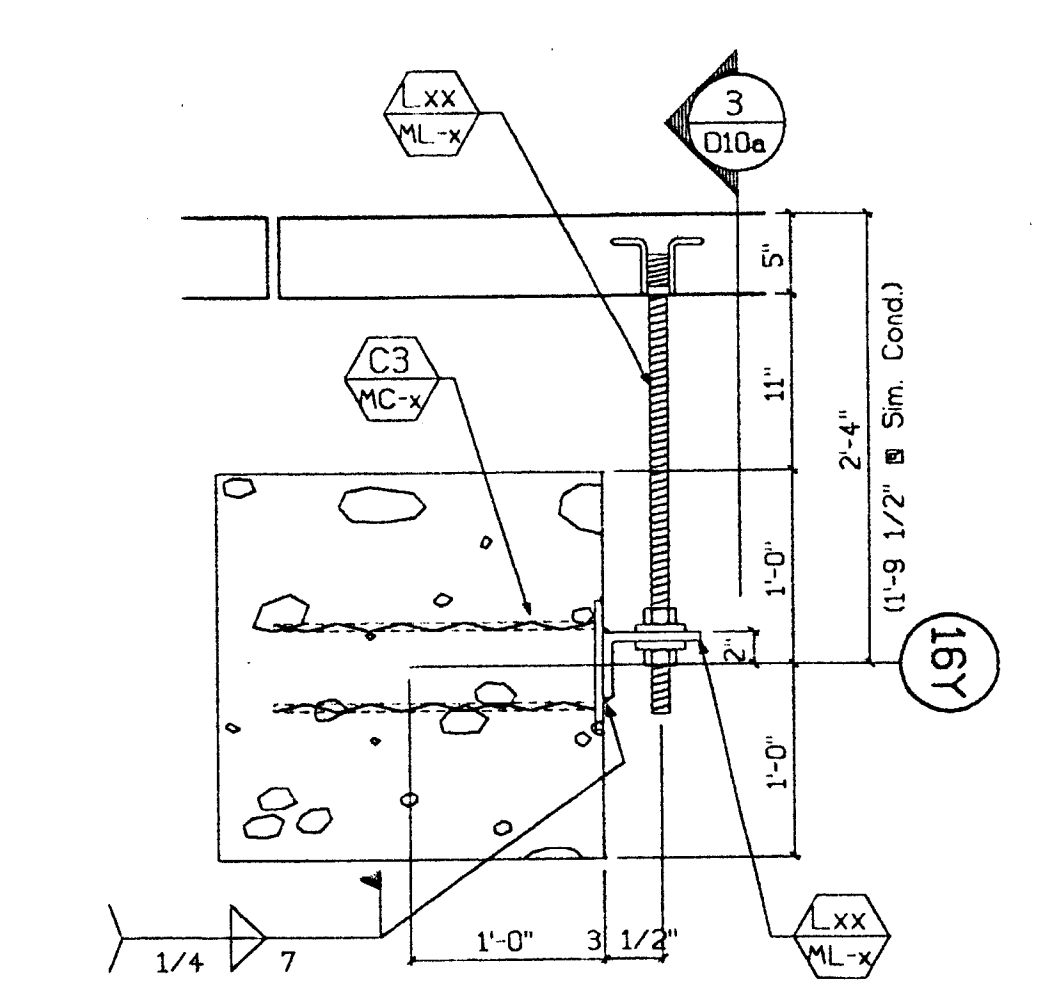
**9** Section - Lateral Conn.  
D10a 1"=1'-0" Type: **9**



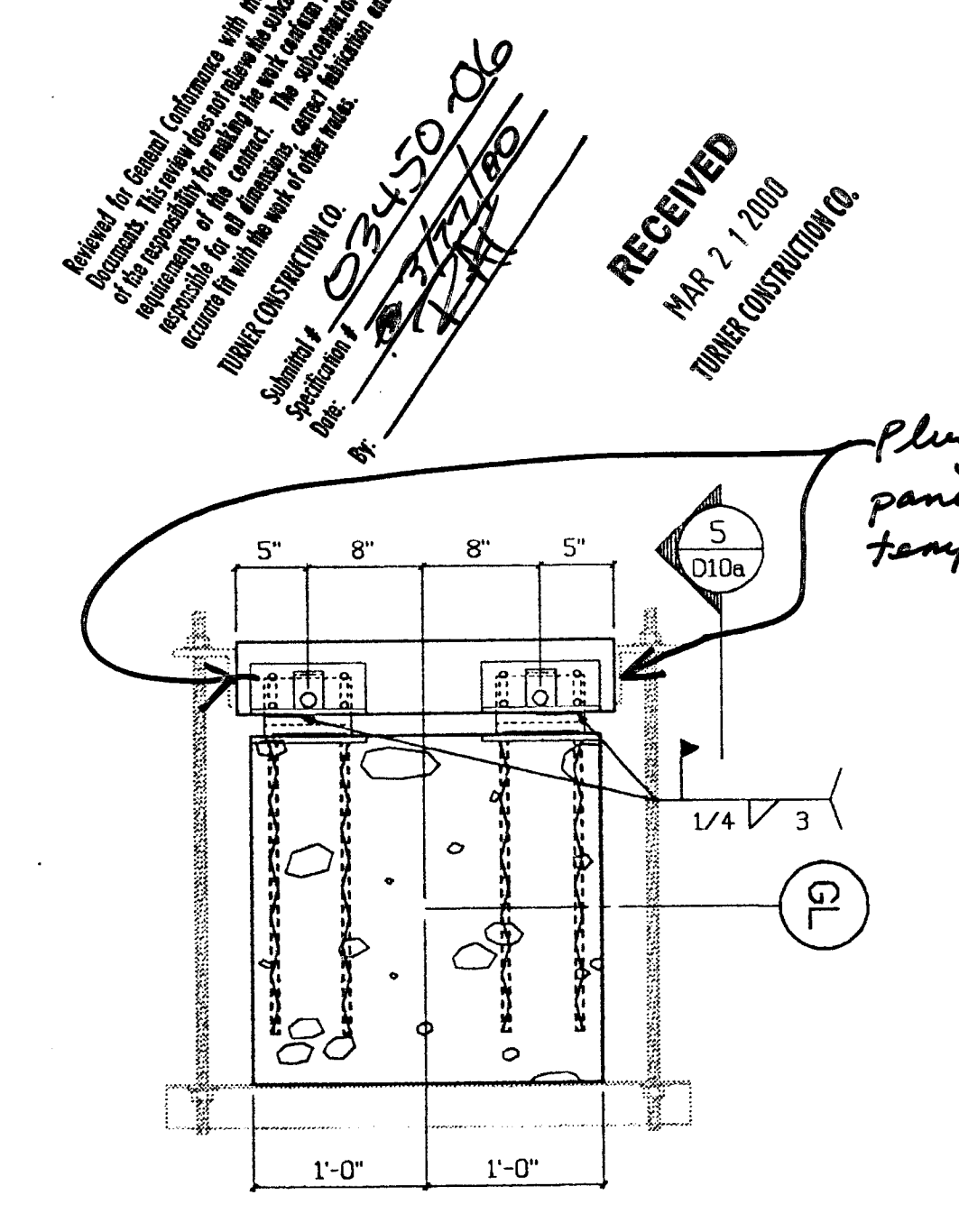
**12** Plan - Bng. Conn.  
D10a 1"=1'-0" Type: **4**



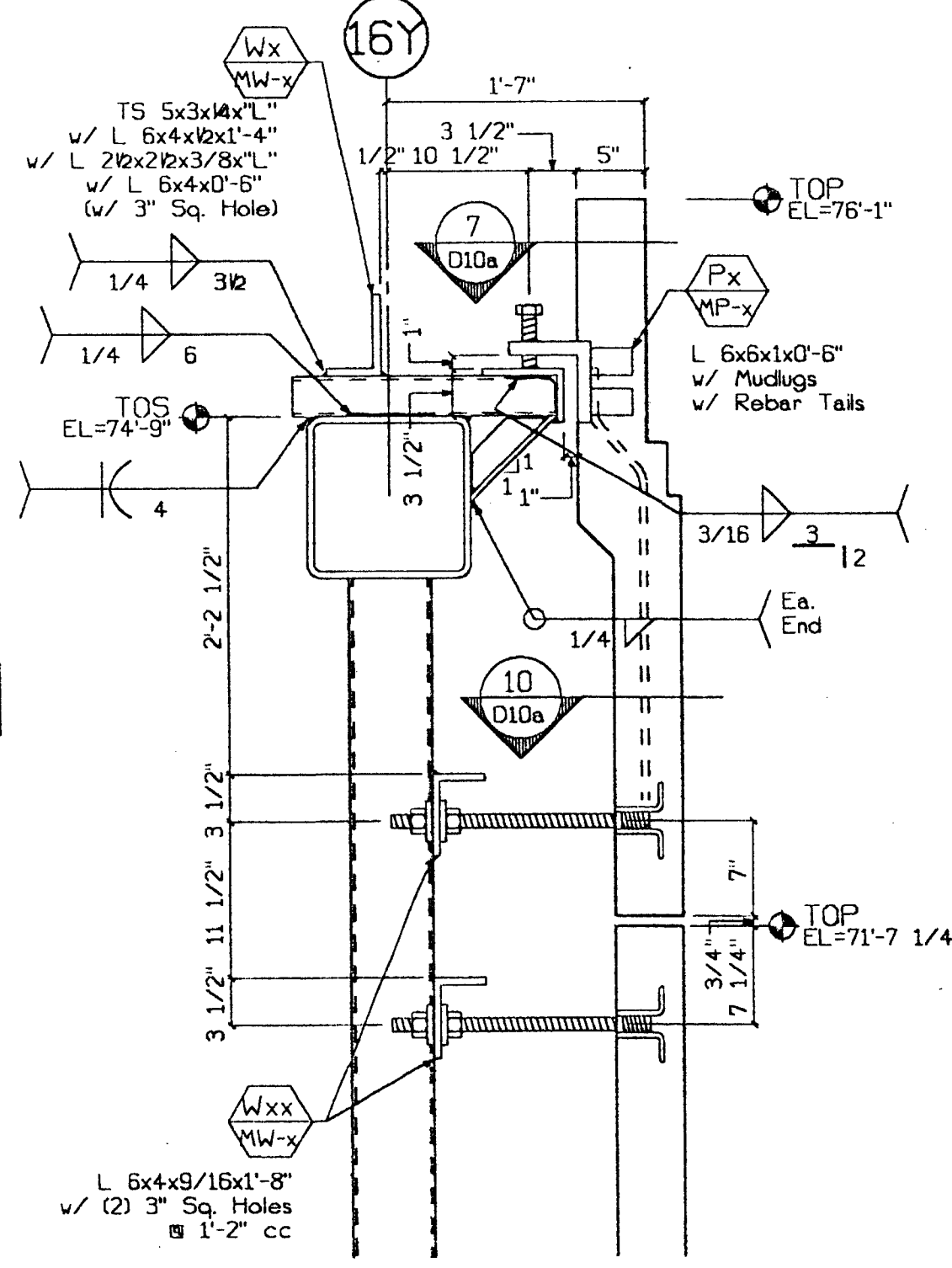
**3** Conn. Section  
D10a 1"=1'-0" Type: **3**



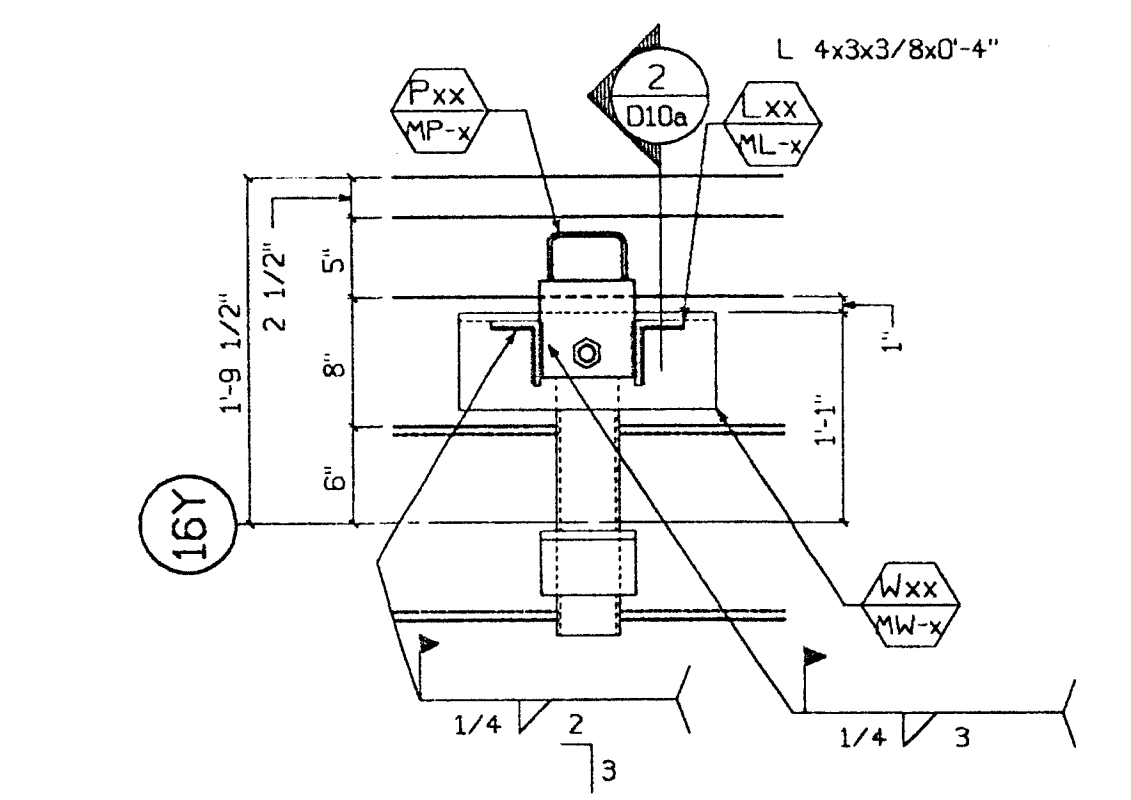
**8** Plan - P/P Conn.  
D10a 1"=1'-0" Type: **3**



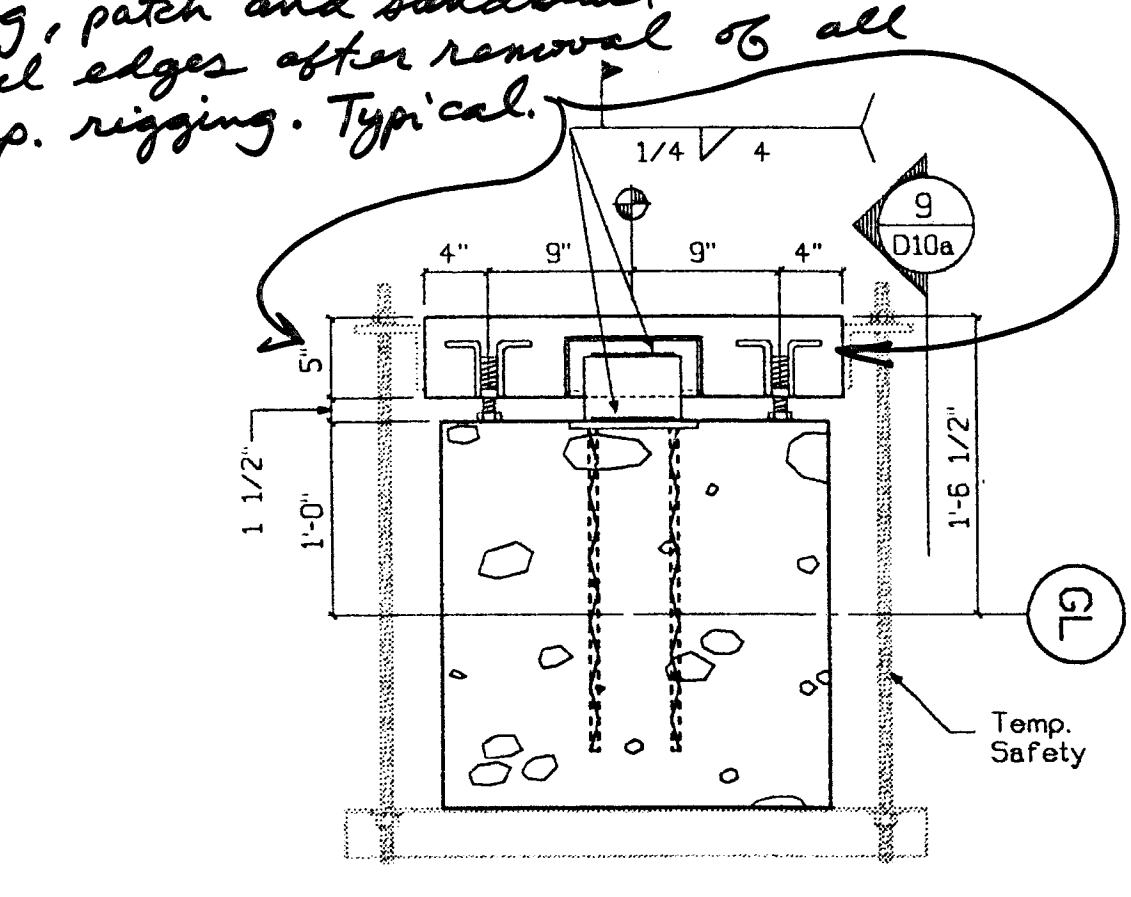
**12** Plan - Bng. Conn.  
D10a 1"=1'-0" Type: **4**



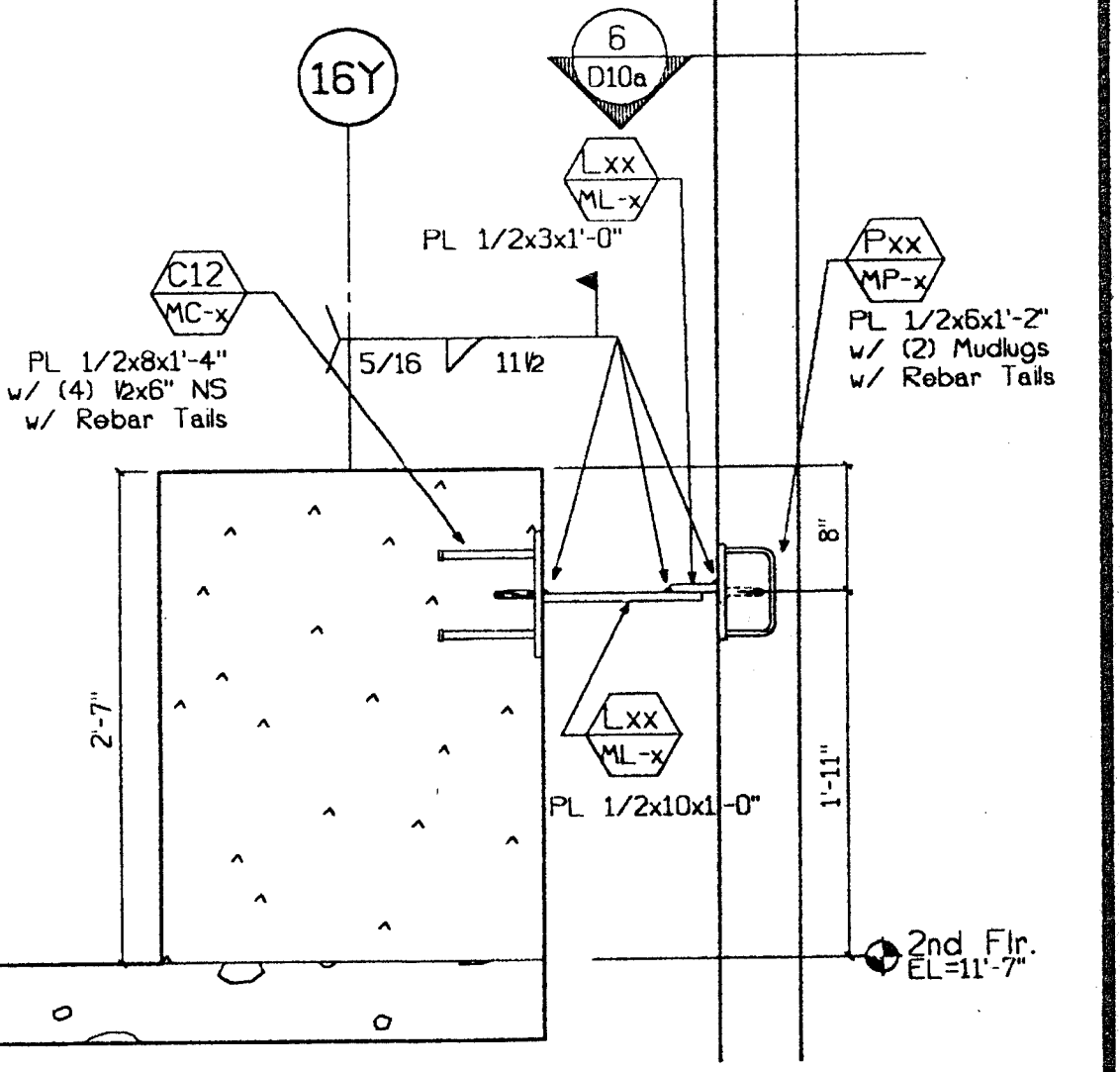
**2** Conn. Section  
D10a 1"=1'-0" Type: **4** Top  
Type: **3** Bott.



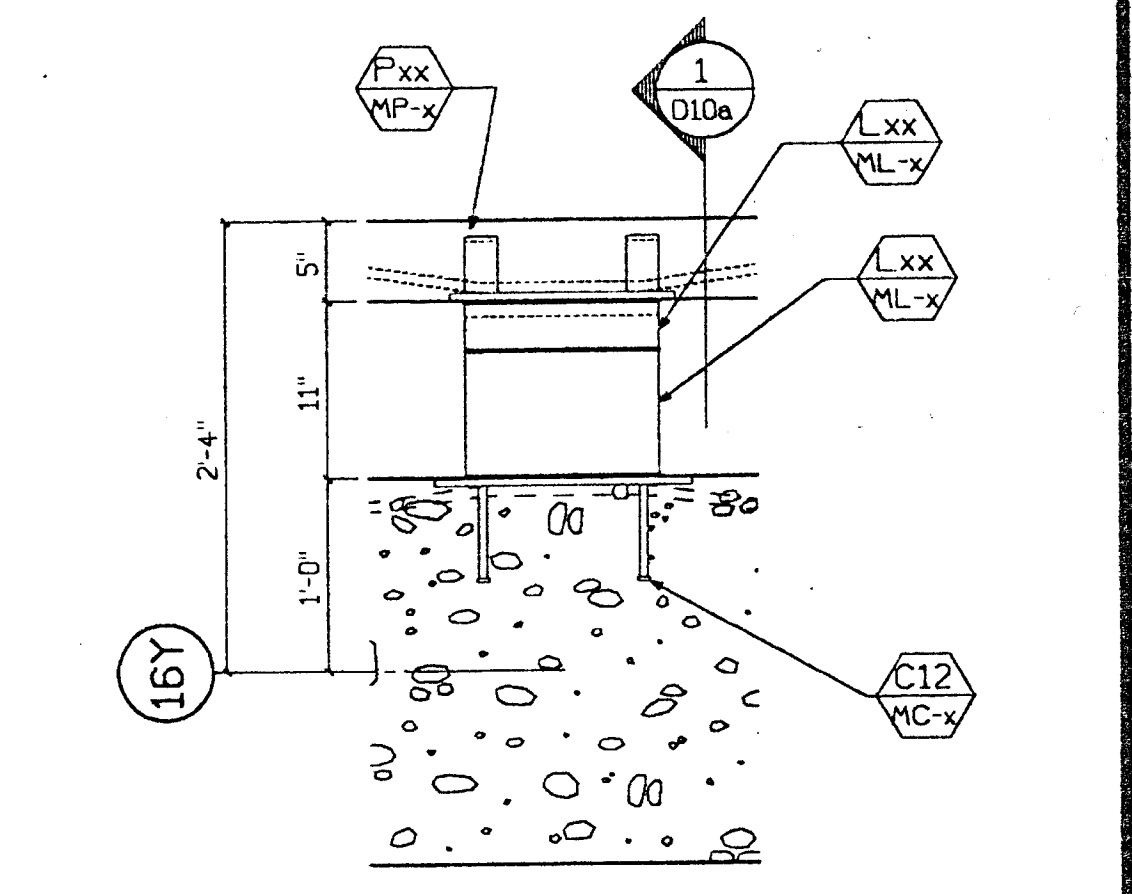
**7** Plan - Bearing  
D10a 1"=1'-0" Type: **4**



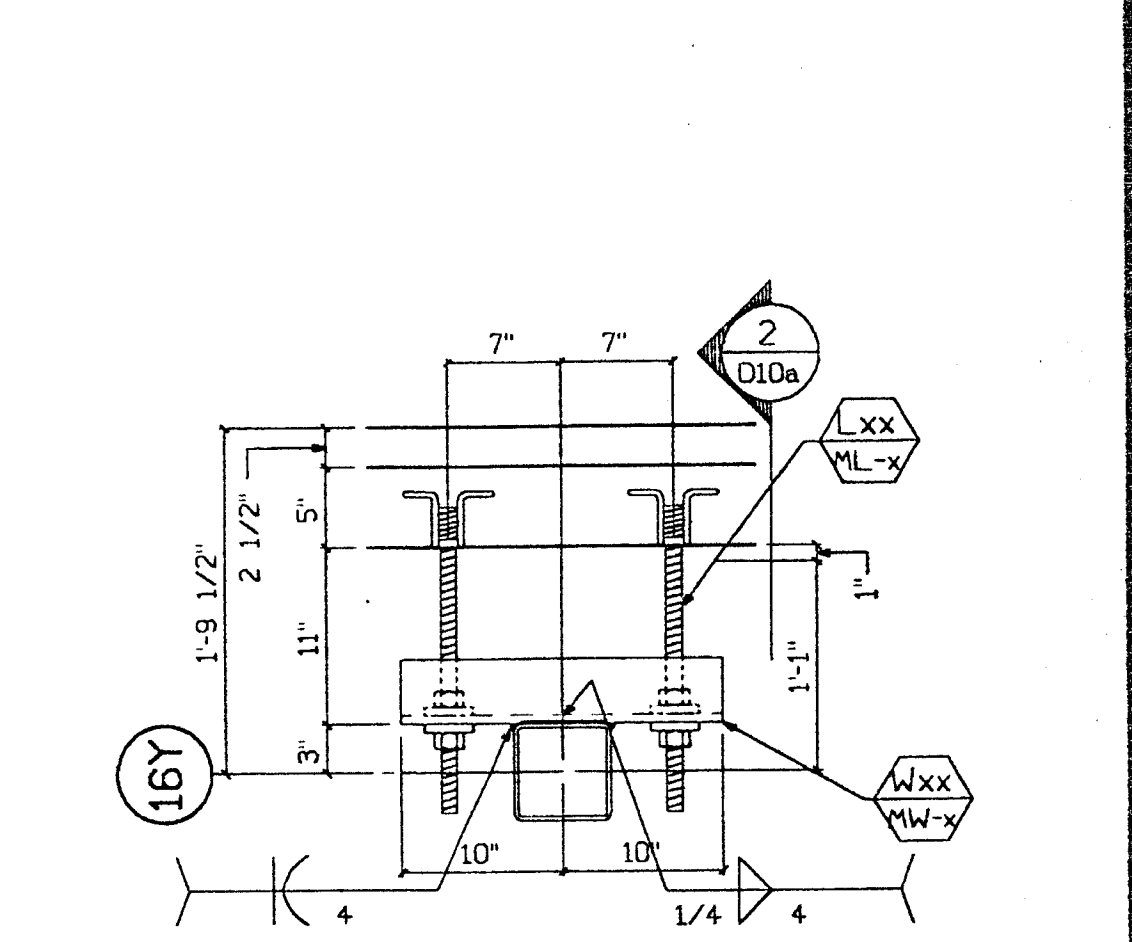
**11** Plan - Col. Cover  
D10a 1"=1'-0" Type: **9**



**1** Conn. Section  
D10a 1"=1'-0" Type: **4**



**6** Plan - Lateral Conn.  
D10a 1"=1'-0" Type: **9**



**10** Plan - P/P  
D10a 1"=1'-0" Type: **3**

Approved  
 Approved as corrected  
 Revise and Resubmit  
 Rejected


Fabrication / Installation may be undertaken. Approval does not authorize changes to the Contract Sum or Contract time.  
 Fabrication / Installation MAY NOT be undertaken. In resubmitting, limit corrections to items marked.

Review is only for general conformance with the design concept in the contract documents. Any action shown is subject to the requirements of the plans and specifications. Contractor is responsible for dimensions which shall be confirmed and correlated at the job site; fabrication processes and techniques of construction; coordination of this work with that of all other trades; and satisfactory performance of this work.  
 Review / approval neither extends nor alters any contractual obligations of the Architect or Contractor.

**ENGLISH HARPER RETA**  
 By: **BH** Date: **3/28/00**

RECEIVED  
 MAR 2 1 2000  
 TURNER CONSTRUCTION CO.

Plug, patch and sandblast panel edges after removal of all temp. rigging. Typical.

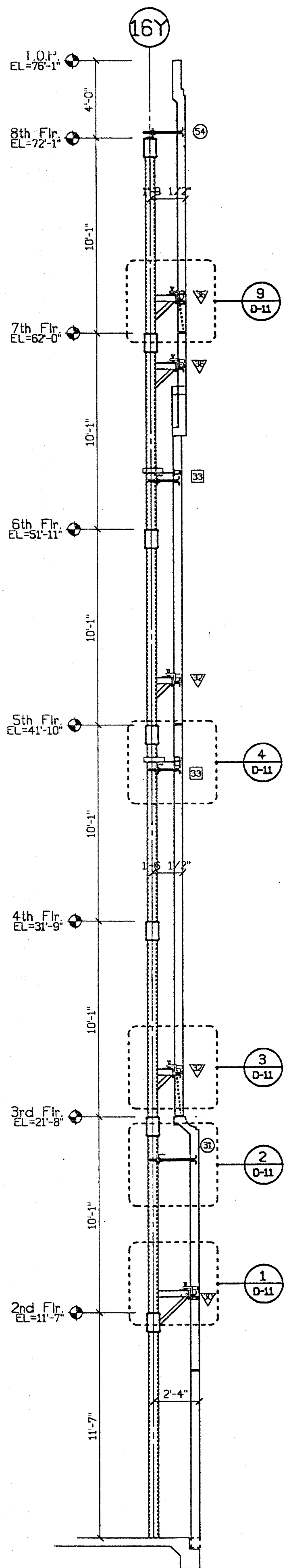


**CLARK PACIFIC 1999**  
**ALL RIGHTS RESERVED**  
 ALL DRAWINGS AND WRITTEN MATERIAL APPEARING HEREIN CONSTITUTE THE ORIGINAL, UNPUBLISHED WORK OF CLARK PACIFIC, PROTECTED BY COPYRIGHT. NO PART OF THIS WORK MAY BE REPRODUCED, USED, OR DISCLOSED WITHOUT THE WRITTEN CONSENT OF CLARK PACIFIC.

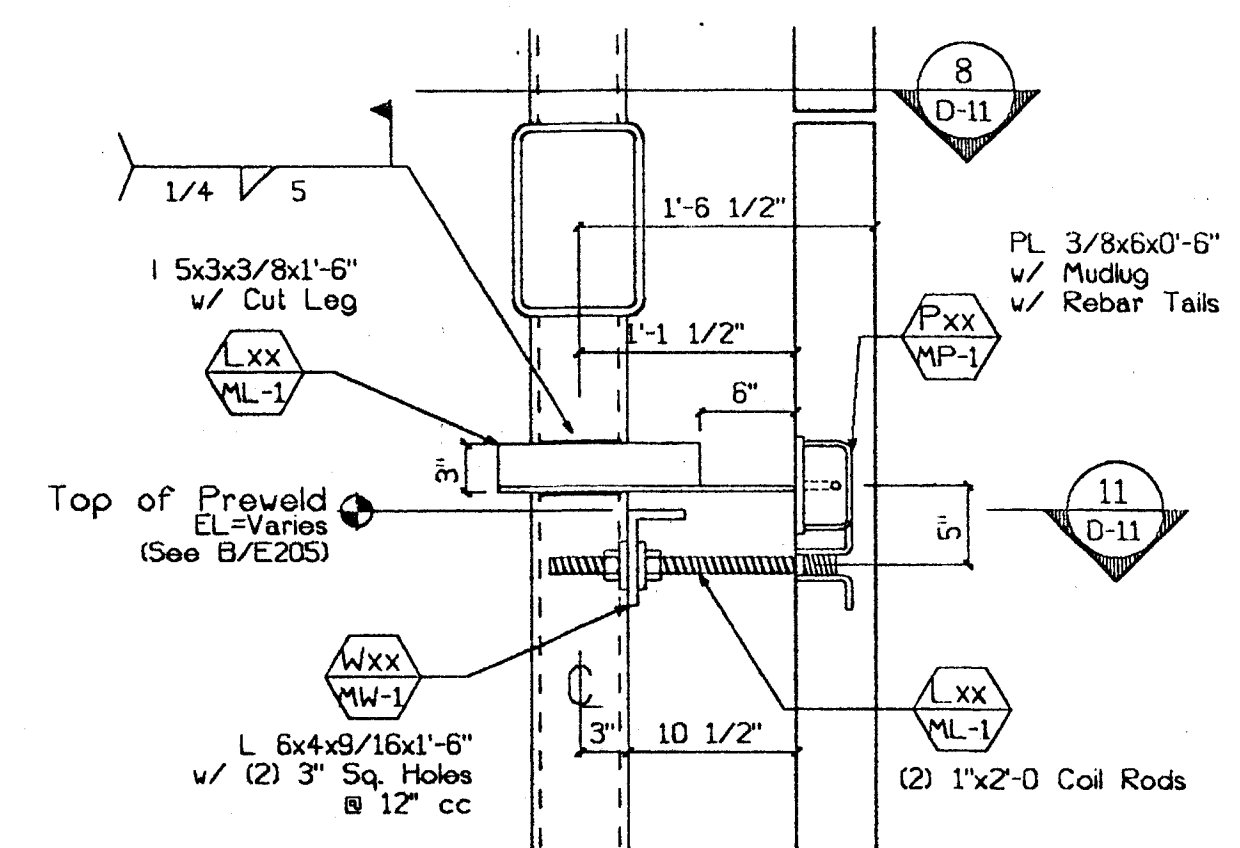
ISSUED FOR CONSTRUCTION	APPROVED	DATE	BY	CHK.		
SUBMITTED	JM	3/17/00				
REVISIONS						
ITEM	BY	DATE	DESCRIPTION	DATE	BY	CHK.

**CLARK PACIFIC**  
 1980 South River Road  
 West Sacramento, CA 95691  
 TEL: 916 371-0305  
 FAX: 916 372-0323  
 SCALE: 1"=1'-0"  
 DATE: 1/7/00  
 PROJECT: Stockton CA Parking Garage  
 CONNECTION DETAILS (PARKING)  
 DRAWING NUMBER: D-10a

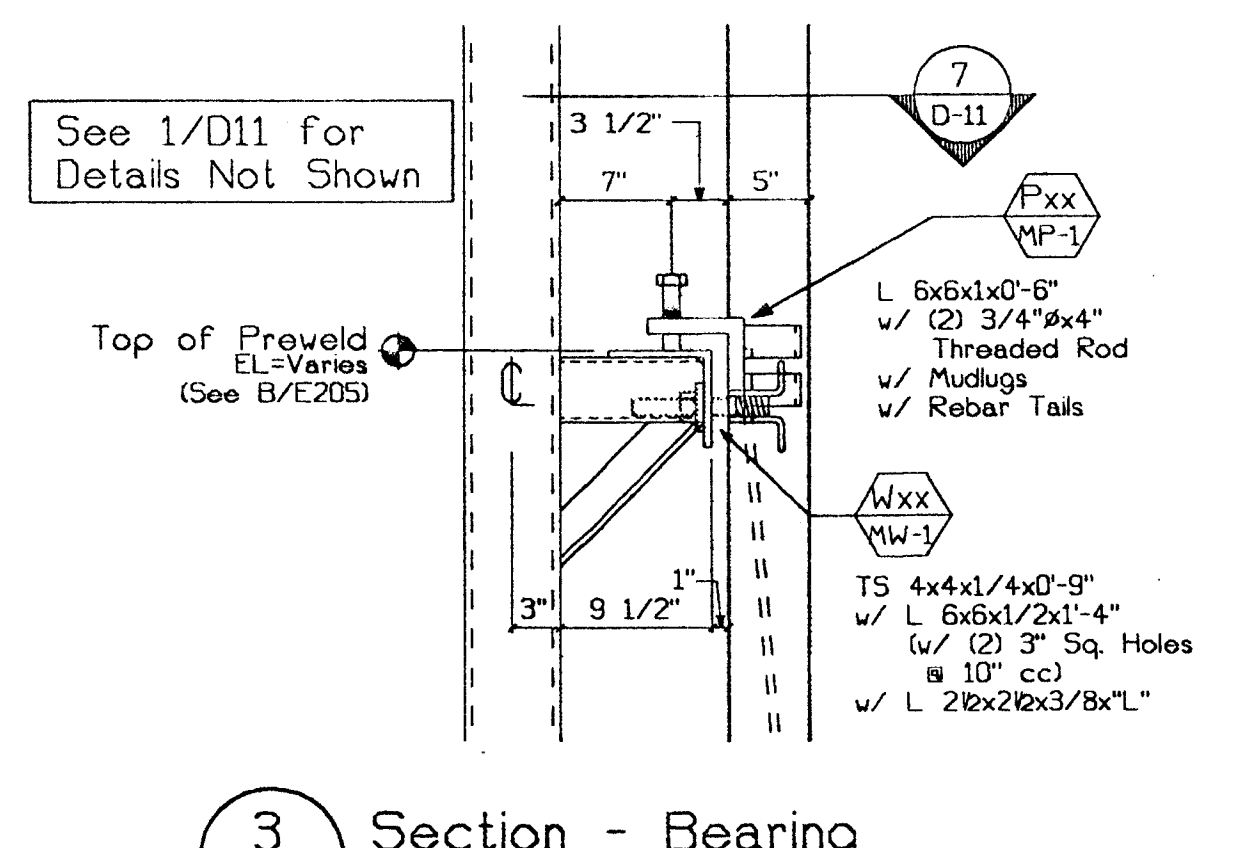
SUBMITTED  
 MAR 17 2000  
 CLARK PACIFIC



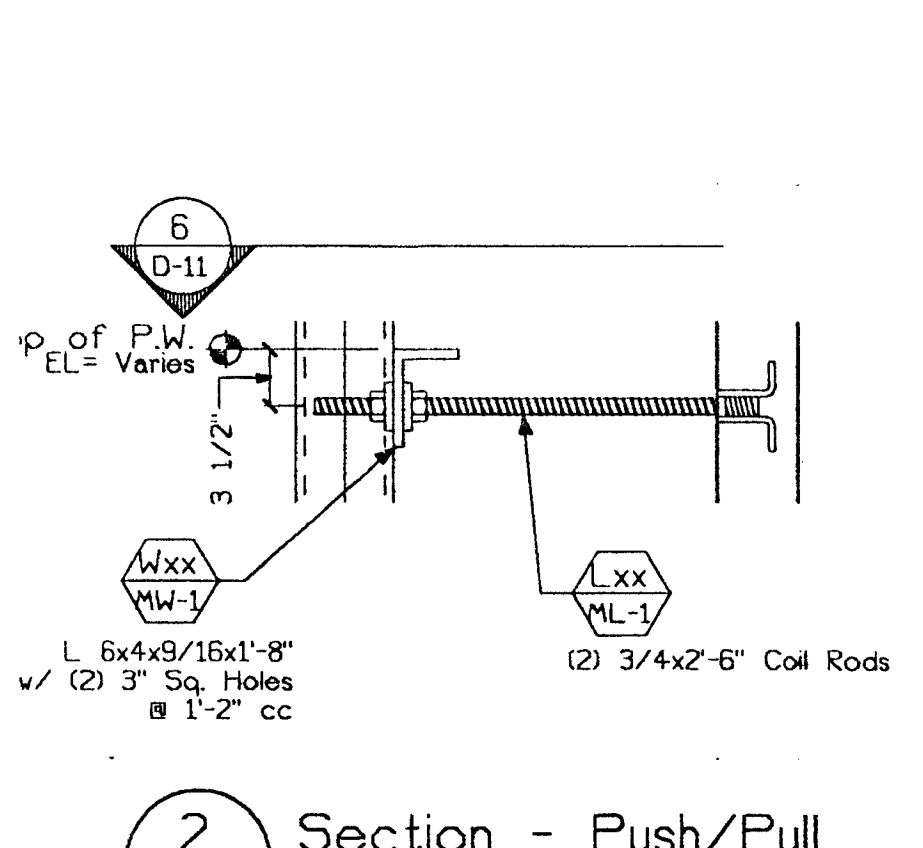
**A** Parking - Sect.  
D-11 1/4"=1'-0"



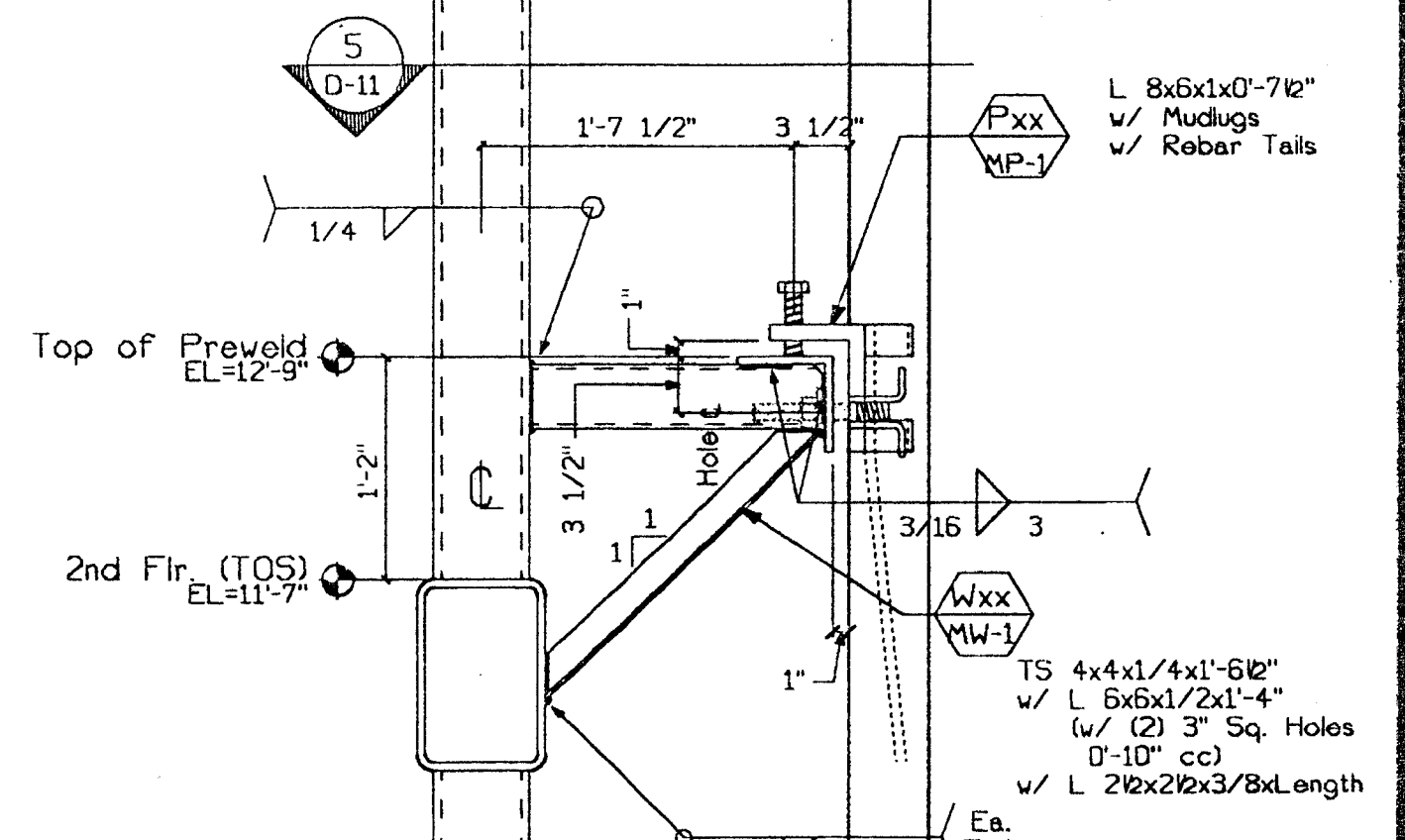
**4** Section - Lateral  
D-11 1"=1'-0" Type:  $\square$



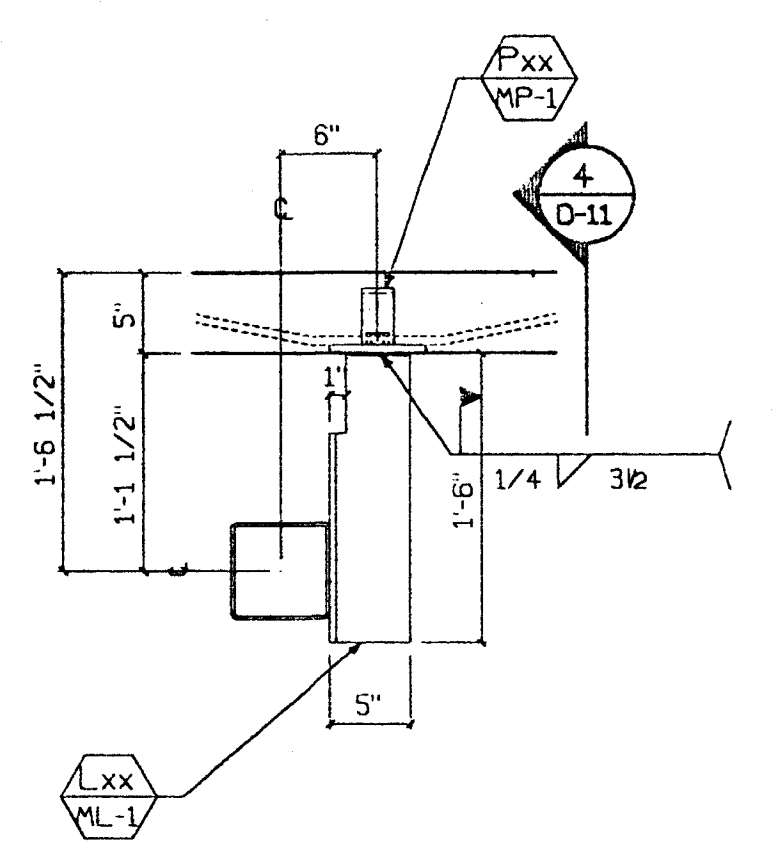
**3** Section - Bearing  
D-11 1"=1'-0" Type:  $\nabla$



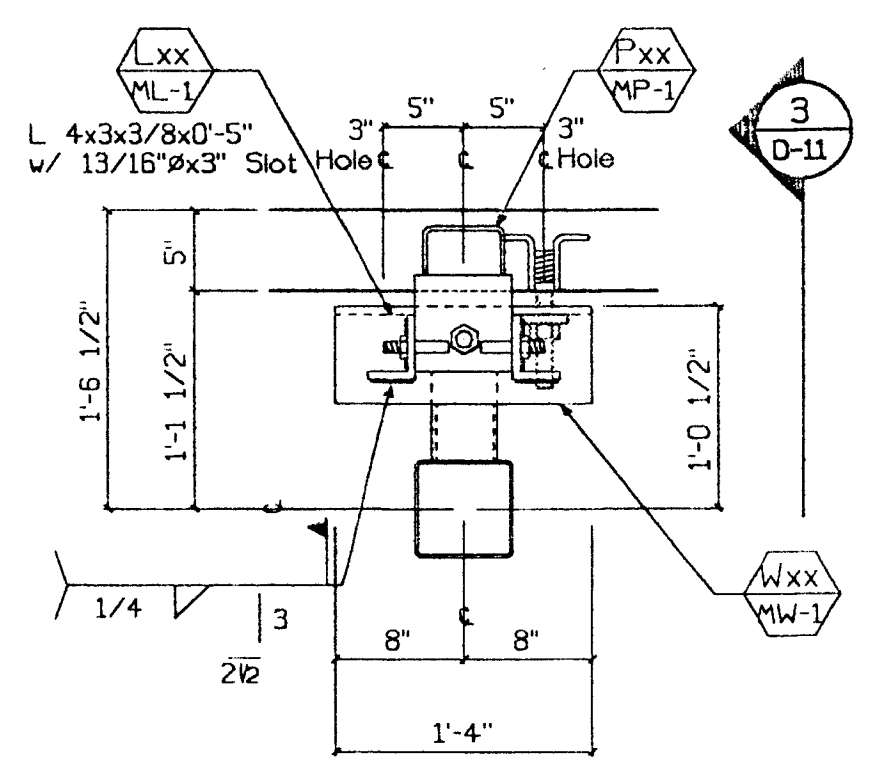
**2** Section - Push/Pull  
D-11 1"=1'-0" Type:  $\odot$



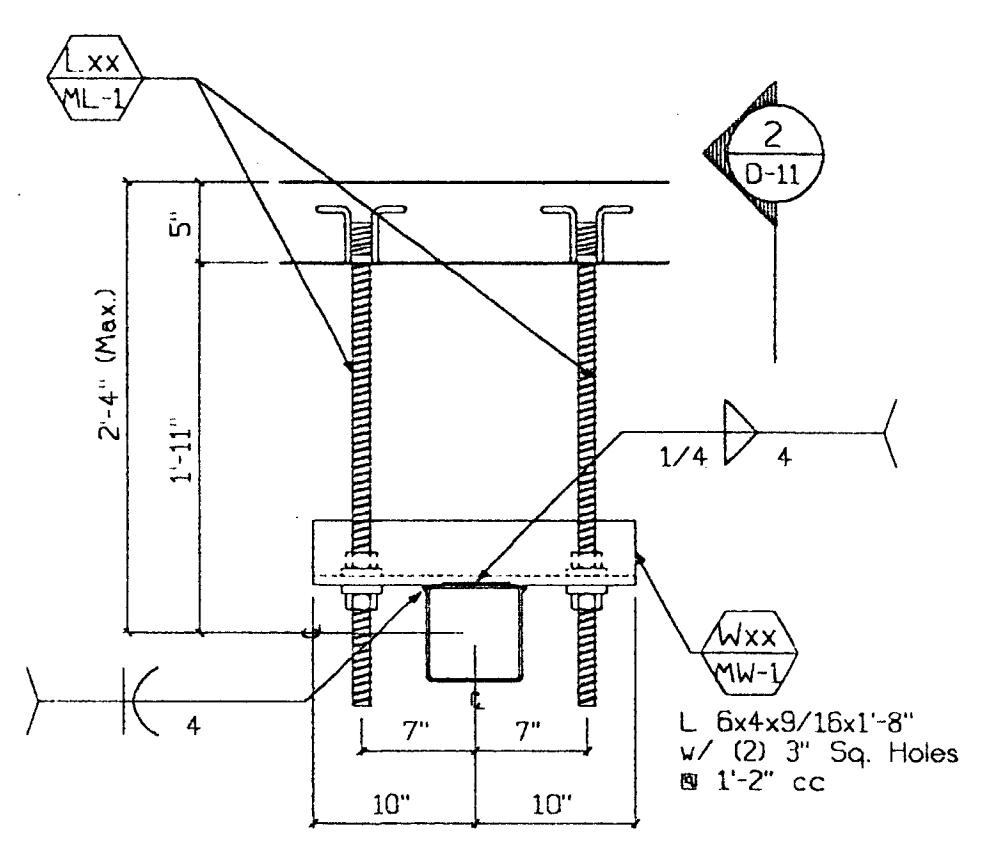
**1** Section - Bearing  
D-11 1"=1'-0" Type:  $\nabla$



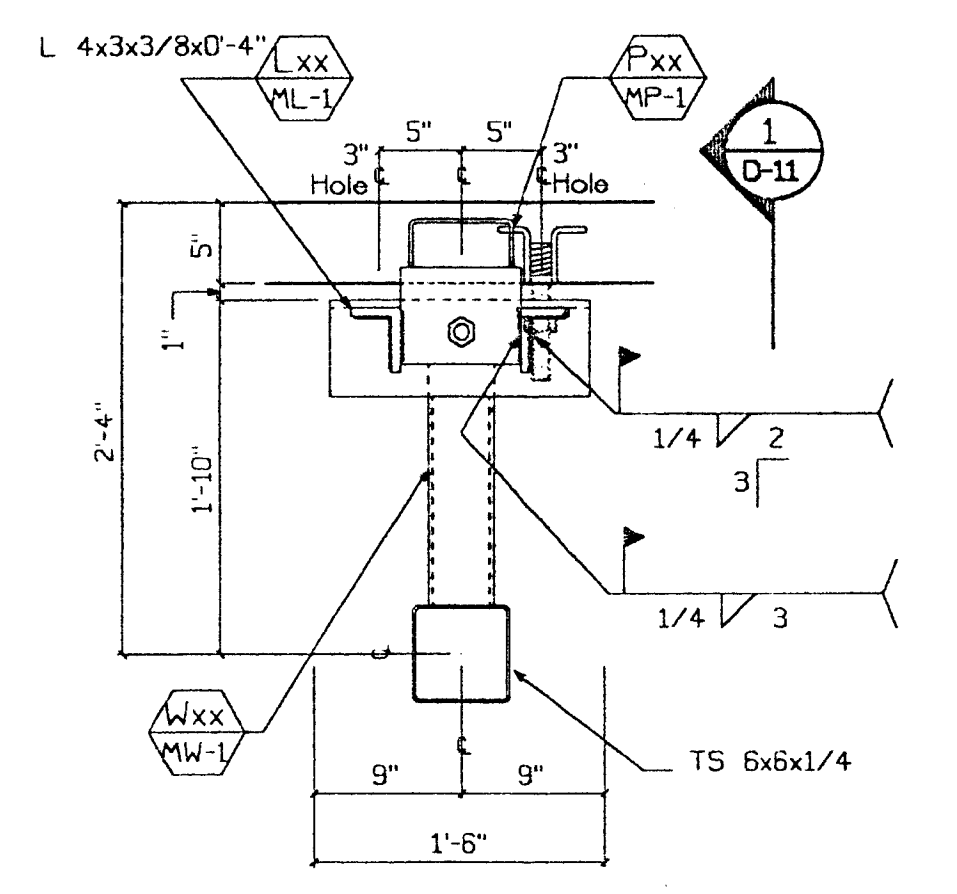
**8** Plan - Lateral  
D-11 1"=1'-0" Type:  $\square$



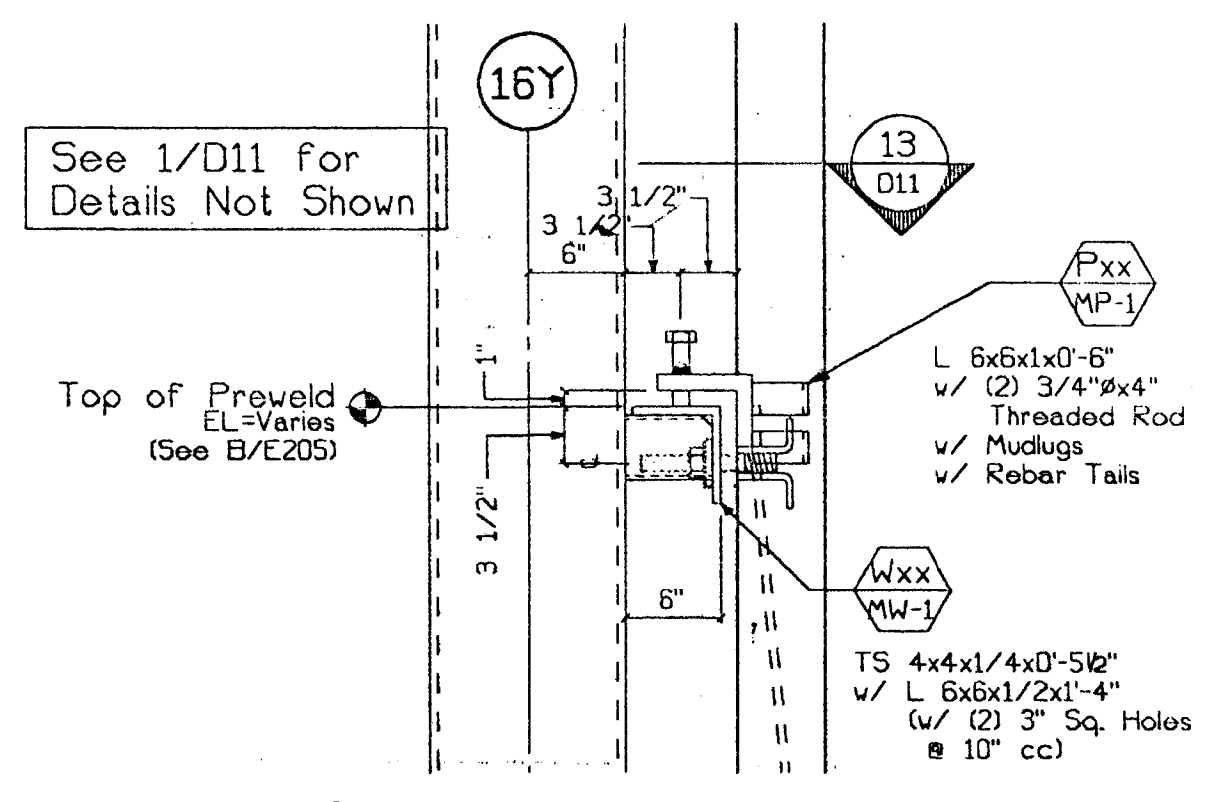
**7** Plan - Bearing  
D-11 1"=1'-0" Type:  $\nabla$



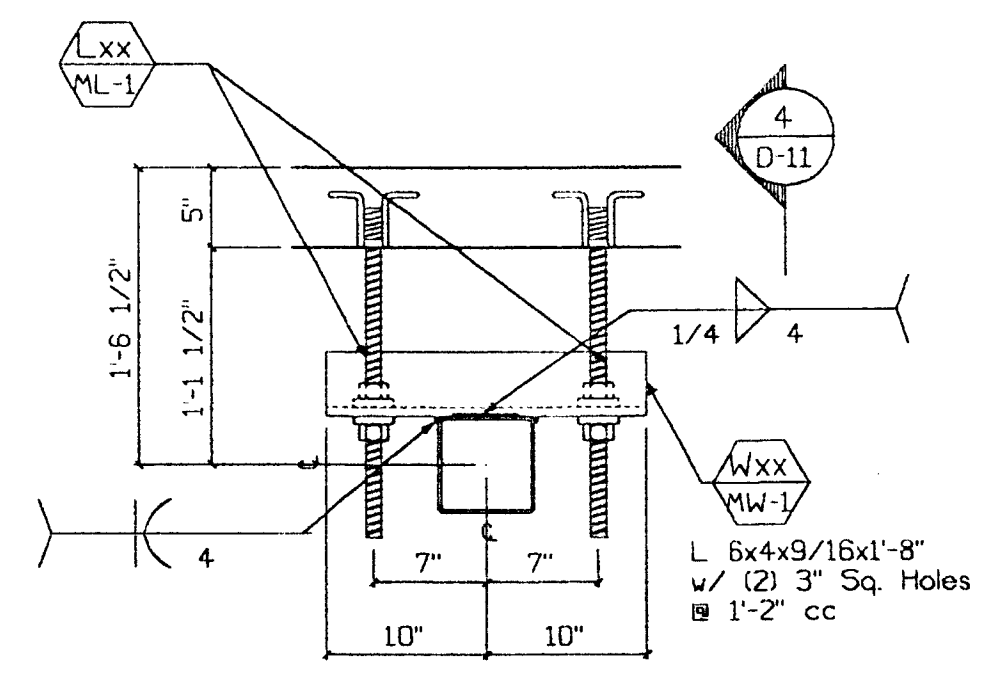
**6** Plan - Push/Pull  
D-11 1"=1'-0" Type:  $\odot$



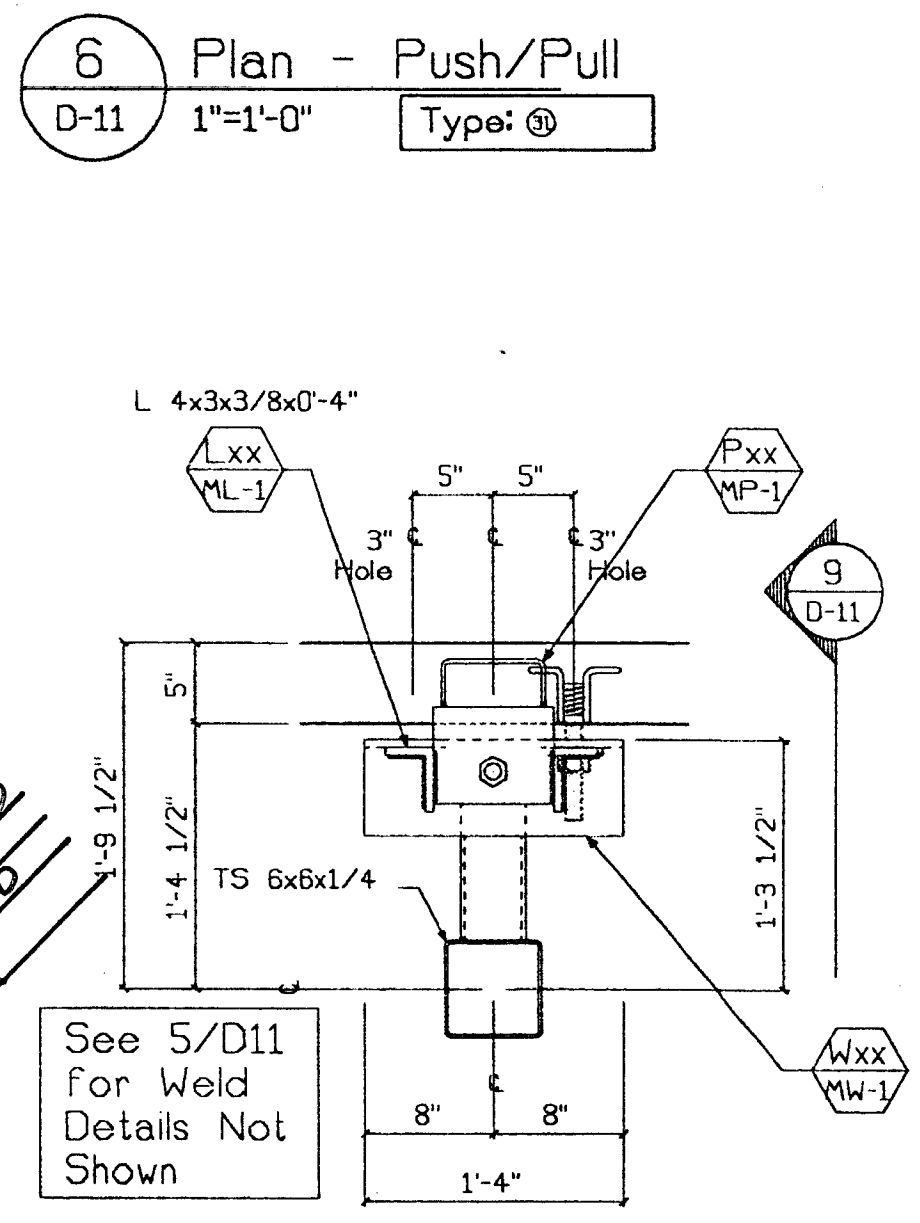
**5** Plan - Bearing  
D-11 1"=1'-0" Type:  $\nabla$



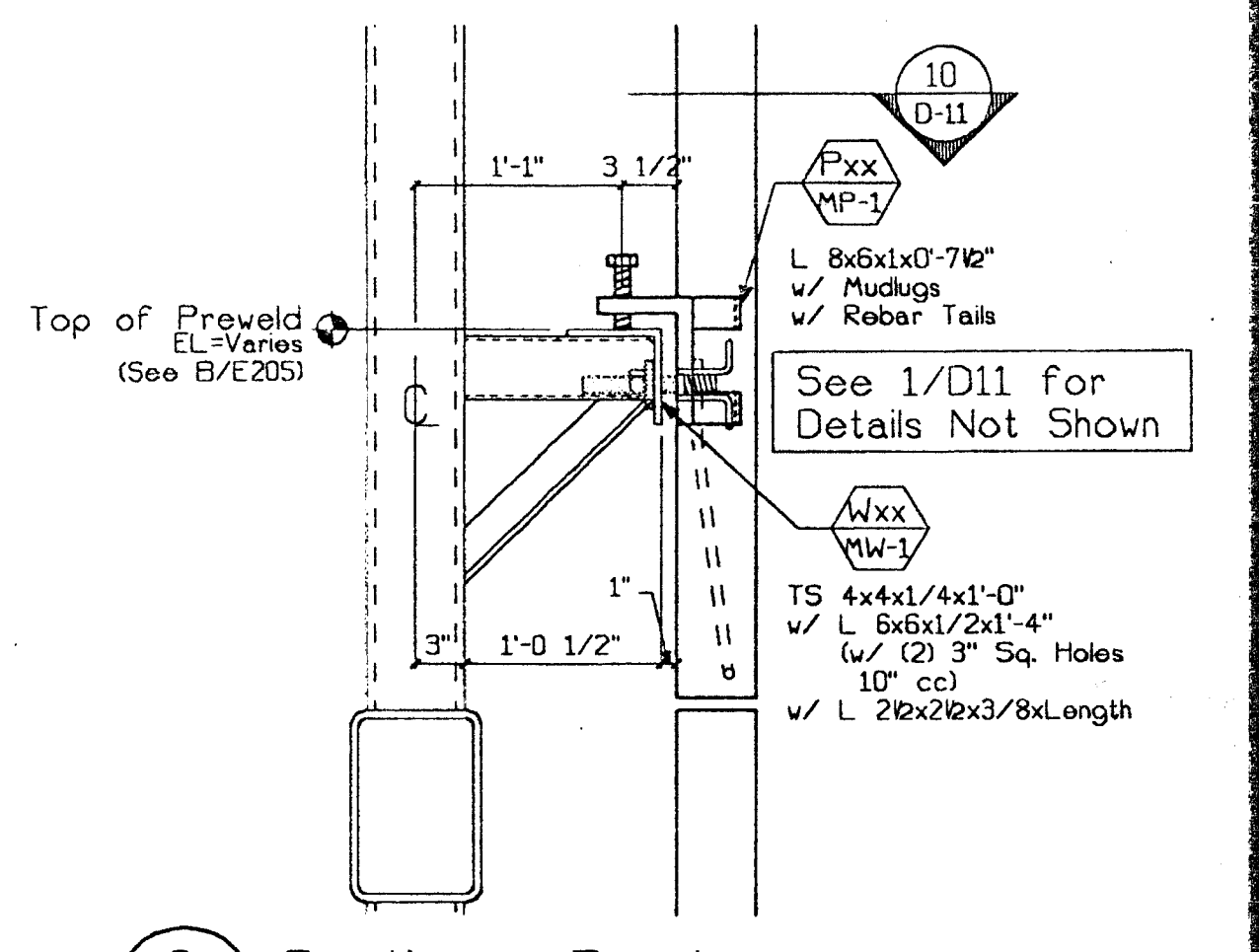
**12** Section - Bearing  
D-11 1"=1'-0" Type:  $\nabla$



**11** Plan - Push/Pull  
D-11 1"=1'-0" Type:  $\odot$

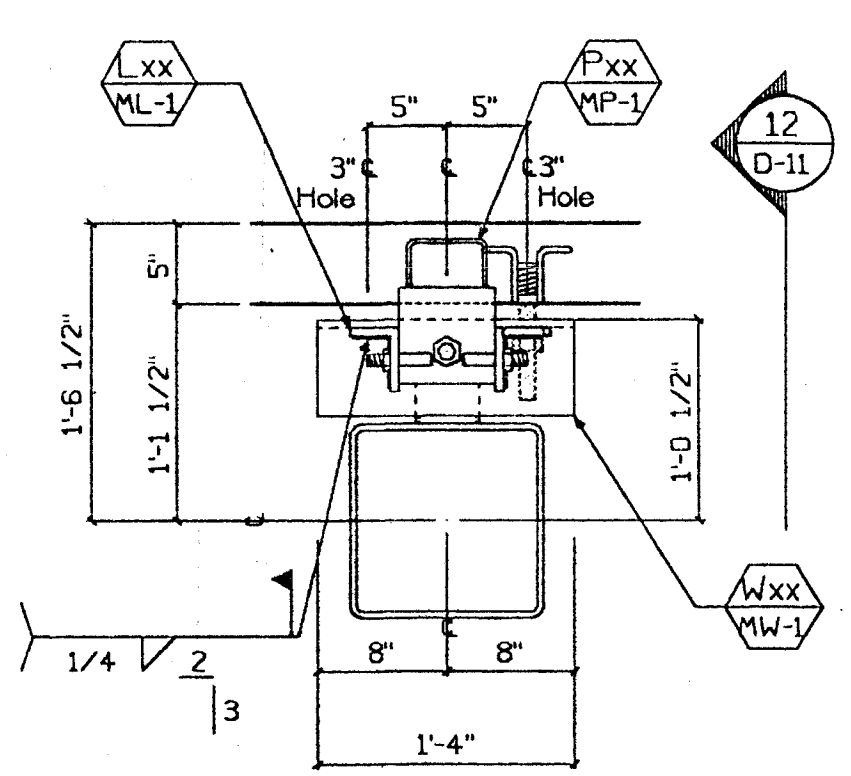


**10** Plan - Bearing  
D-11 1"=1'-0" Type:  $\nabla$

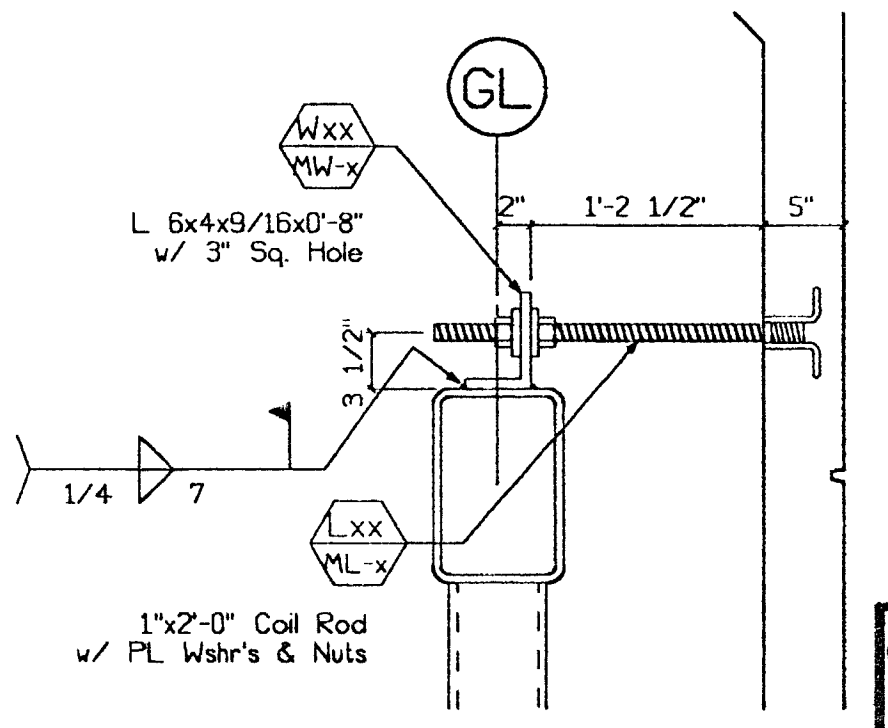


**9** Section - Bearing  
D-11 1"=1'-0" Type:  $\nabla$

Approved Fabrication/Installation may be undertaken. Approval does not authorize changes to the Contract Sum or Contract Time.  
 Approved as corrected  
 Revised and Resubmit Fabrication/Installation MAY NOT be undertaken. In resubmitting, limit corrections to items marked.  
 Rejected  
 Review is only for general conformance with the design concept in the contract documents. Any action shown is subject to the requirements of the plans and specifications. Contractor is responsible for dimensions which shall be confirmed and correlated at the job site, fabrication processes and techniques of construction, coordination of his work with that of all other trades, and satisfactory performance of his work.  
 Review / approval neither extends nor alters any contractual obligations of the Architect or Contractor.  
**ENGLISH HARPER RETA**  
 ARCHITECT  
 By: *BH* Date: *3/28/00*



**13** Plan - Rocking Bng.  
D-11 1"=1'-0" Type:  $\nabla$



**14** Section - Push/Pull  
D-11 1"=1'-0" Type:  $\odot$

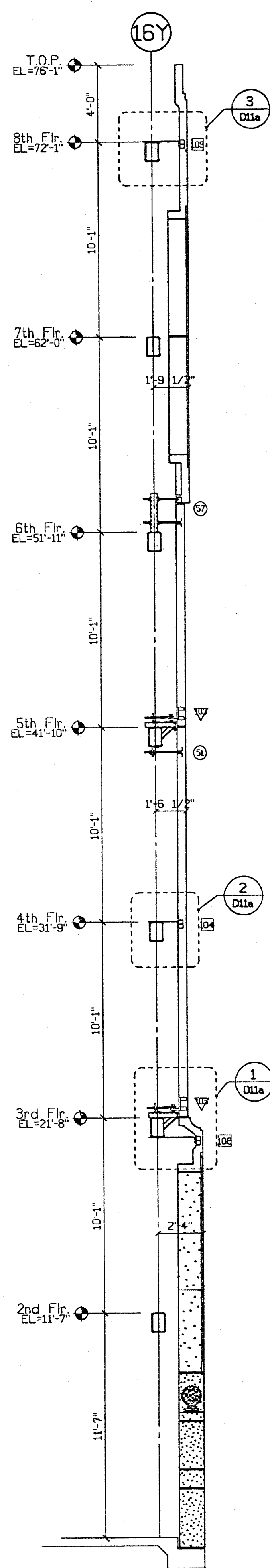
Received for General Contractor with the Contract Documents. This drawing is to be used for the construction of the project. It is the responsibility of the contractor to verify the accuracy of all dimensions, quantities, and materials with the work of other trades.  
 TURNER CONSTRUCTION CO.  
 Submitted: *03/17/00*  
 Checked: *[Signature]*  
 Date: *3/17/00*

**RECEIVED**  
 MAR 21 2000  
 TURNER CONSTRUCTION CO.

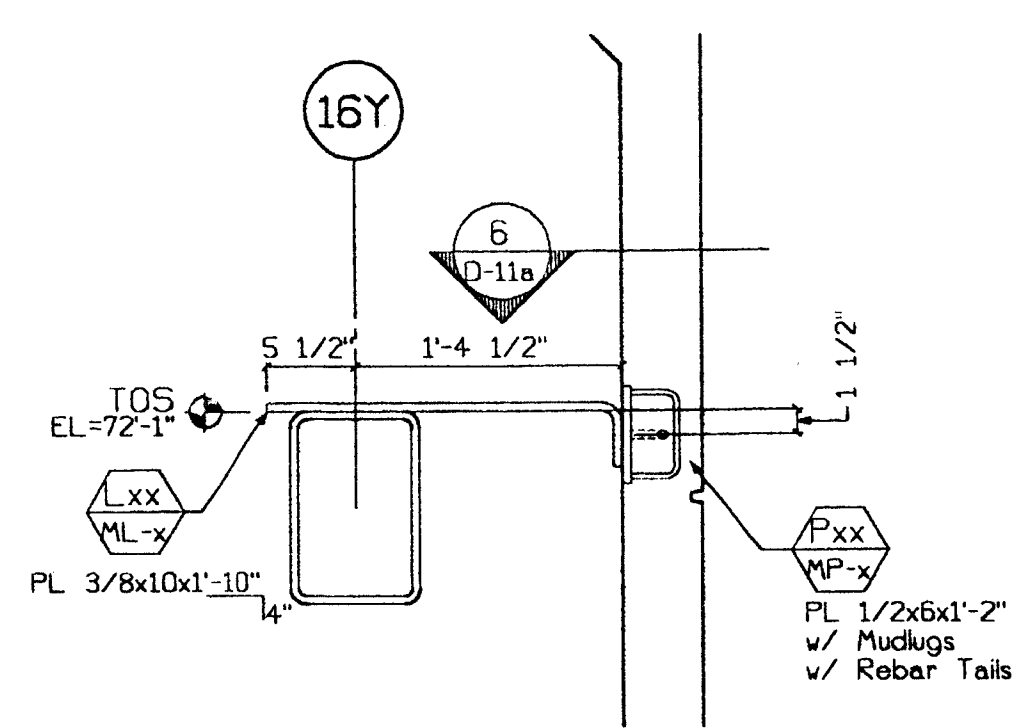
**REGISTERED PROFESSIONAL ENGINEER**  
 WILLIAM D. BEVIER  
 No. 22211  
 Exp. 3/31/01  
 STRUCTURAL  
 STATE OF CALIFORNIA

SUBMITTED  
 MAR 17 2000  
 CLARK PACIFIC

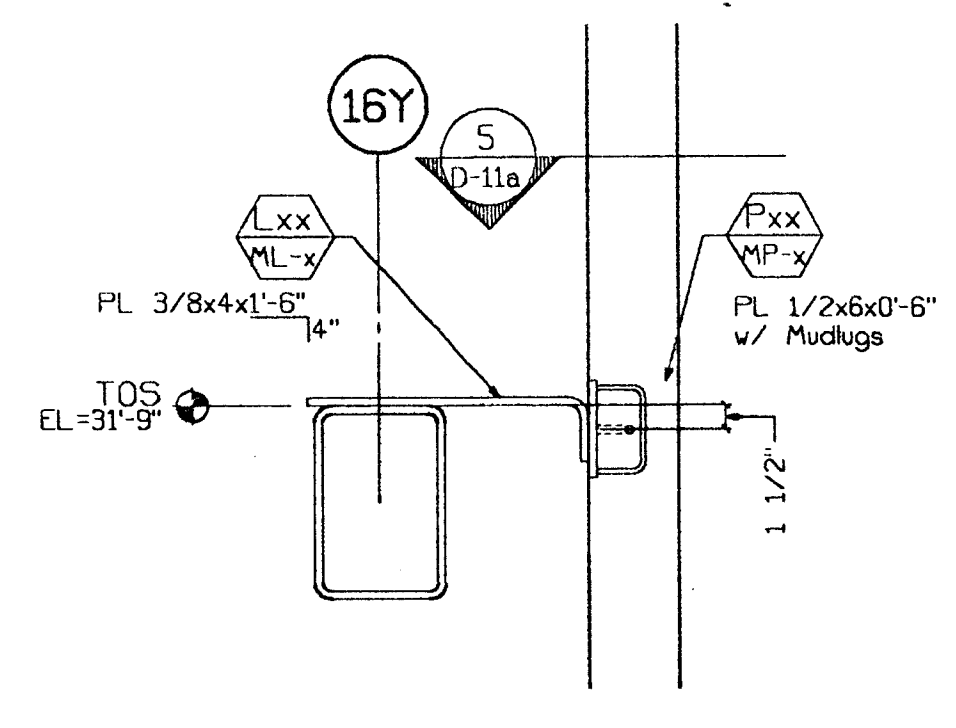
<b>CLARK PACIFIC 1999</b> ALL RIGHTS RESERVED <small>ALL DRAWINGS AND WRITTEN MATERIAL APPEARING HEREIN CONSTITUTE THE ORIGINAL, UNPUBLISHED WORK OF CLARK PACIFIC. PROTECTED BY COPYRIGHT, AND THE SAME MAY NOT BE DUPLICATED, USED, OR DISCLOSED WITHOUT THE WRITTEN CONSENT OF CLARK PACIFIC.</small>		ISSUED FOR CONSTRUCTION APPROVED SUBMITTED: JM 3/17/00 ITEM BY DATE REV. DESCRIPTION DATE BY CHK.	<b>CLARK PACIFIC</b> 1980 South River Road West Sacramento CA 95691 TEL: (916) 371-0305 FAX: (916) 372-0323 SCALE: As Noted DATE: GENERAL CONTRACTOR Turner Constr. PROJECT: Stockton CA, Parking Garage CONNECTION DETAILS	DRAWN BY: JM CHECKED BY: JOB NO. 1282 DRAWING NUMBER D-11
--	--	--	--	--



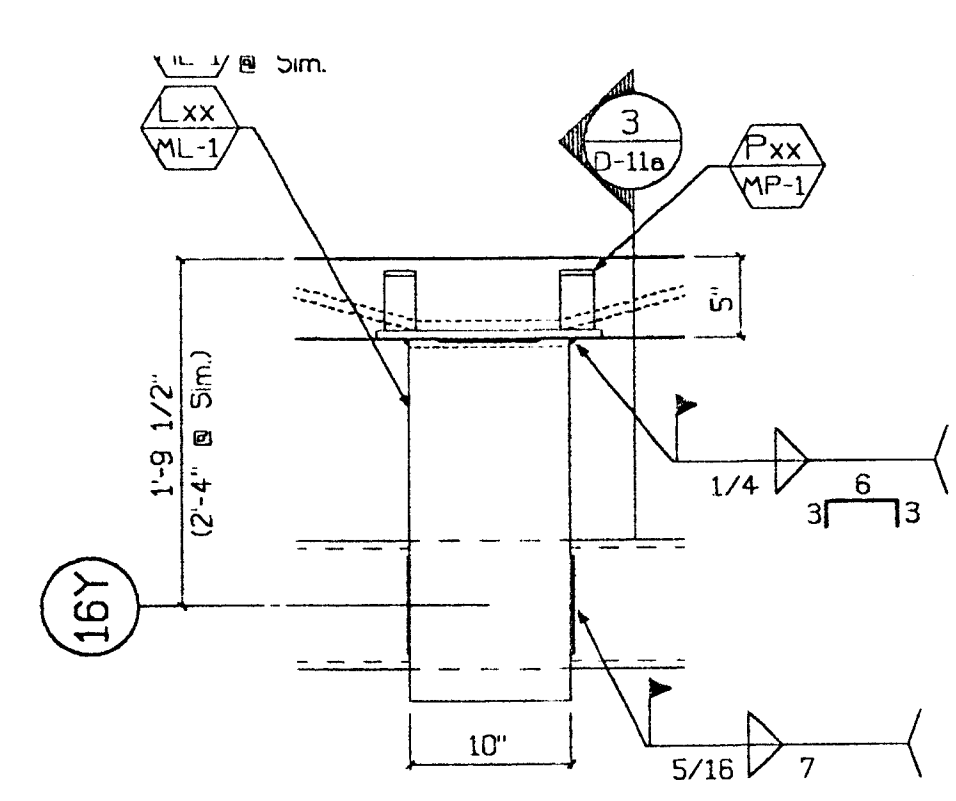
C Parking - Sect.  
D11a 1/4"=1'-0"



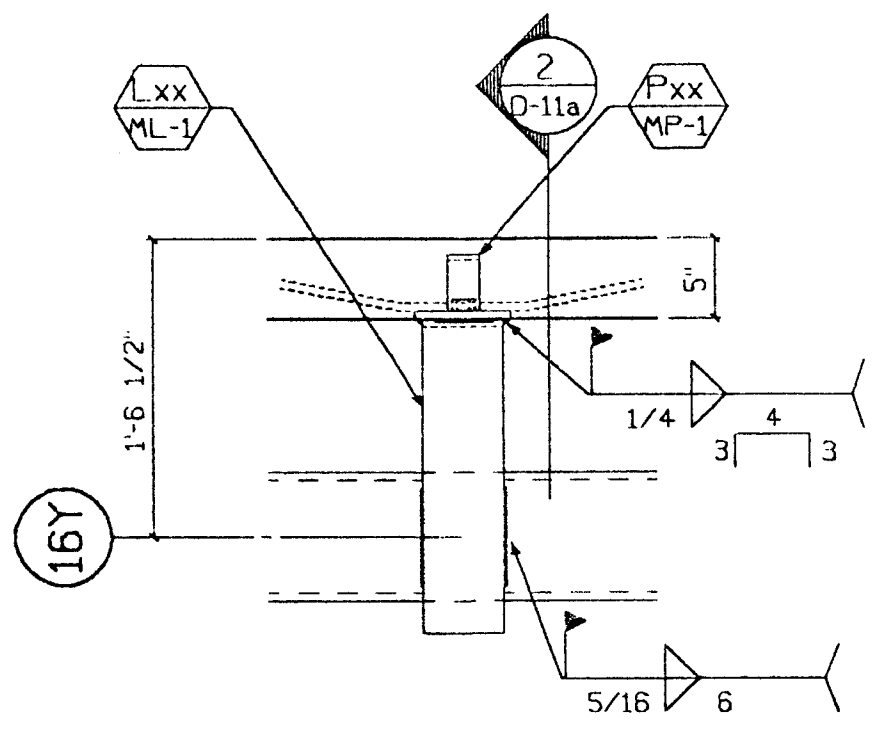
3 Conn. Section  
D11a 1"=1'-0" Type: [Symbol]



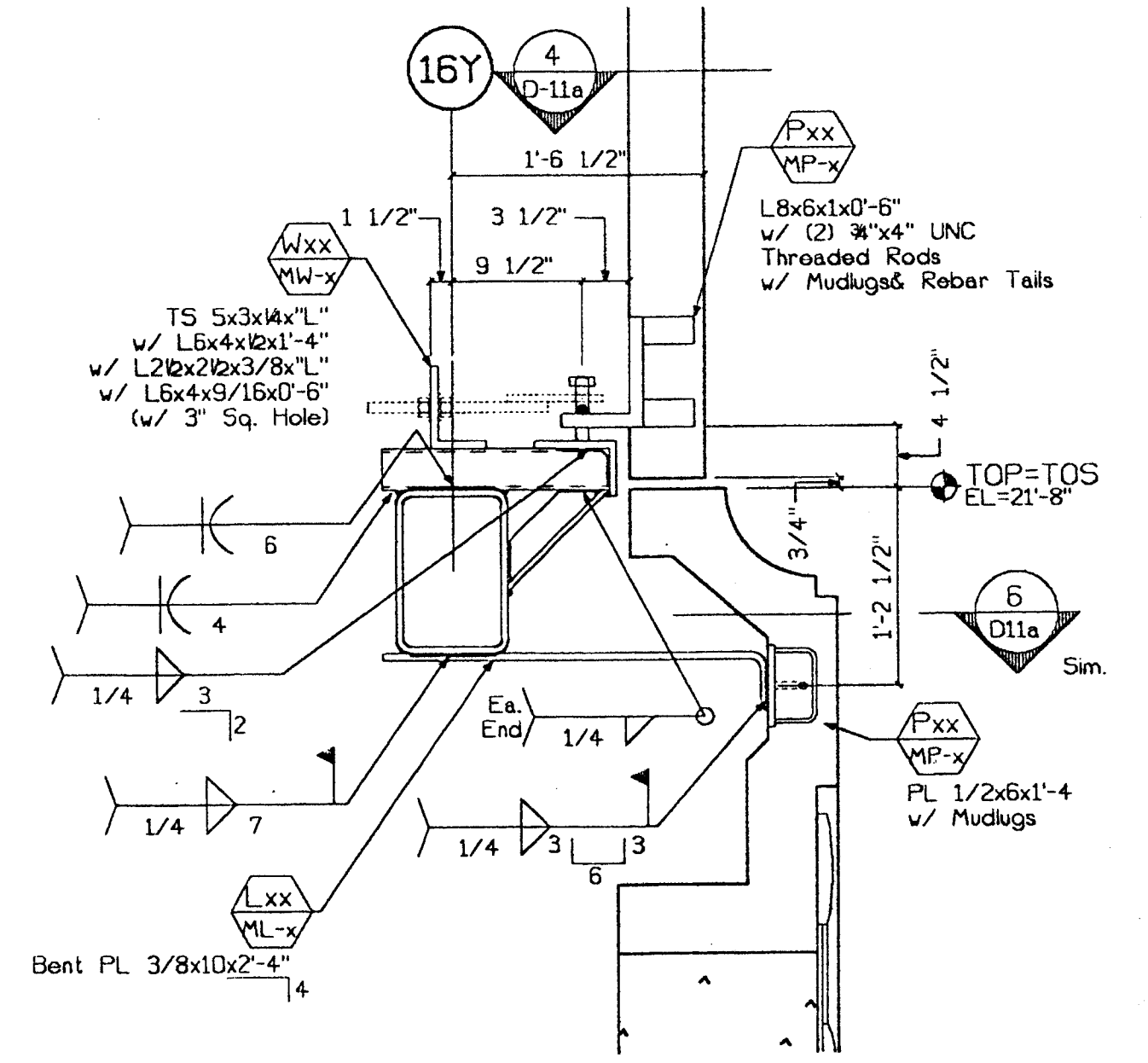
2 Conn. Section  
D11a 1"=1'-0" Type: [Symbol]



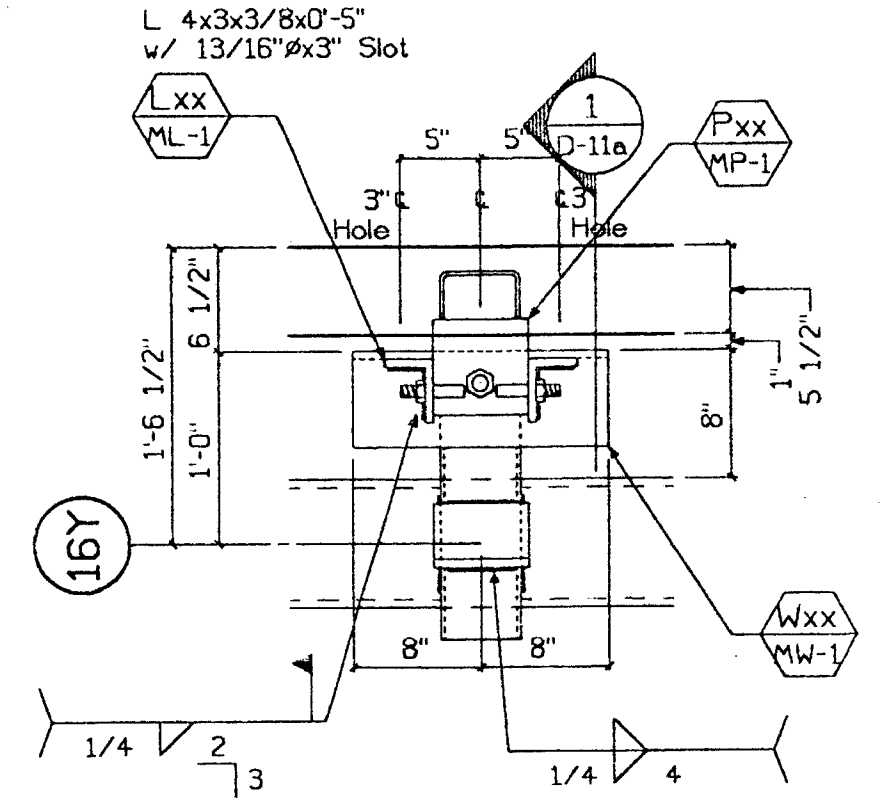
6 Plan - Lateral Conn.  
D11a 1"=1'-0" Type: [Symbol]



5 Plan - Lateral Conn.  
D11a 1"=1'-0" Type: [Symbol]



1 Conn. Section  
D11a 1"=1'-0" Type: [Symbol] Top  
Type: [Symbol] Botl




4 Plan - Rocking Bng.  
D11a 1"=1'-0" Type: [Symbol] Top

Received for General Reference with the General Description. Reviewer's Name, Date, and Signature. Submitter's Name, Date, and Signature. TURNER CONSTRUCTION CO. 02/24/00-06

RECEIVED MAR 2 1 2000 TURNER CONSTRUCTION CO.

Approved as corrected. Reviewer's Name, Date, and Signature. Submitter's Name, Date, and Signature. ENGLISH HARPER RETA By: BAH Date: 3/28/00



SUBMITTED MAR 17 2000 CLARK PACIFIC

© CLARK PACIFIC 1999 ALL RIGHTS RESERVED

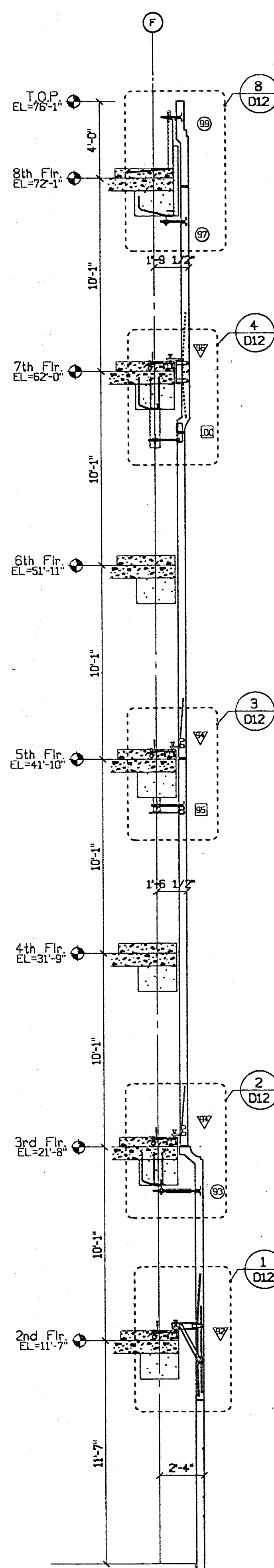
ALL DRAWINGS AND WRITTEN MATERIAL APPEARING HEREIN CONSTITUTE THE ORIGINAL UNPUBLISHED WORK OF CLARK PACIFIC. PROTECTED BY COPYRIGHT, AND THE SAME MAY NOT BE DUPLICATED, USED, OR DISCLOSED WITHOUT THE WRITTEN CONSENT OF CLARK PACIFIC.

ISSUED FOR CONSTRUCTION									
APPROVED									
SUBMITTED	JM	3/17/00							
ITEM	BY	DATE	REV.	DESCRIPTION	DATE	BY	CHK.	REVISIONS	

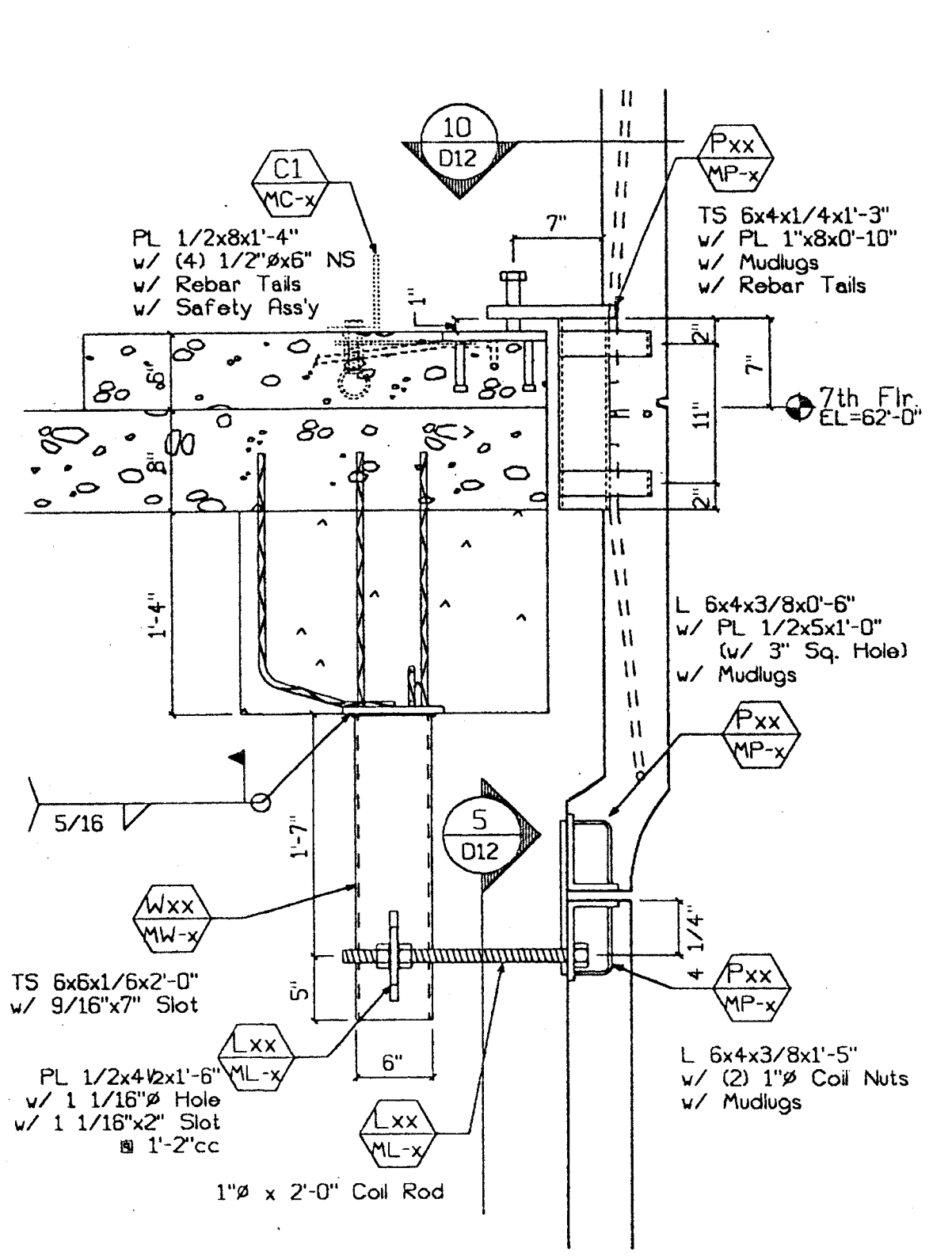
CLARK PACIFIC 1980 South River Road West Sacramento CA 95691 TEL: (916) 371-0305 FAX: (916) 372-0323

SCALE: As Noted DATE: 1/4/99 GENERAL CONTRACTOR: Turner Constr. DRAWN BY: JM CHECKED BY:

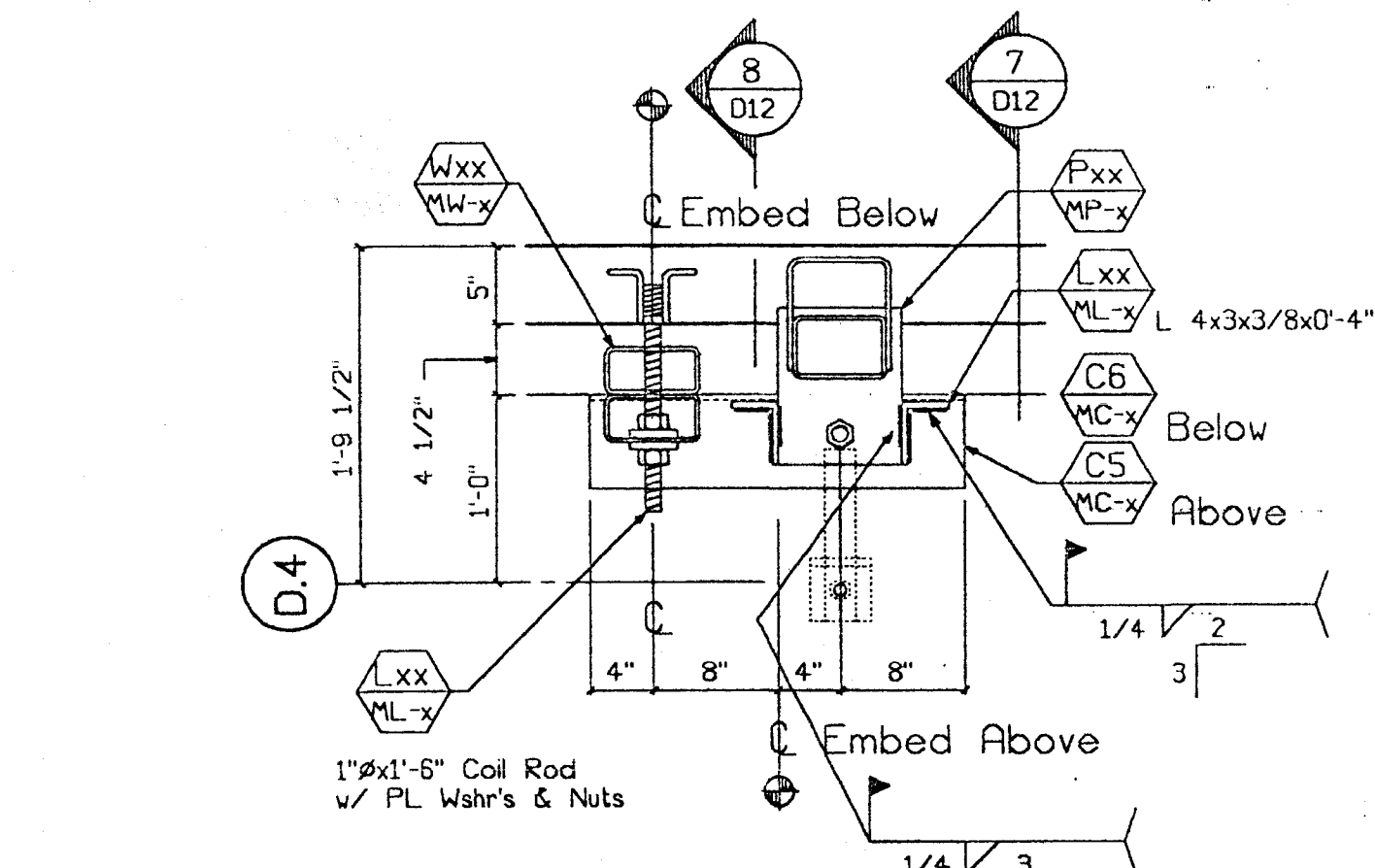
PROJECT: Stockton CA, Parking Garage JOB NO. 1282 DRAWING NUMBER D-11a



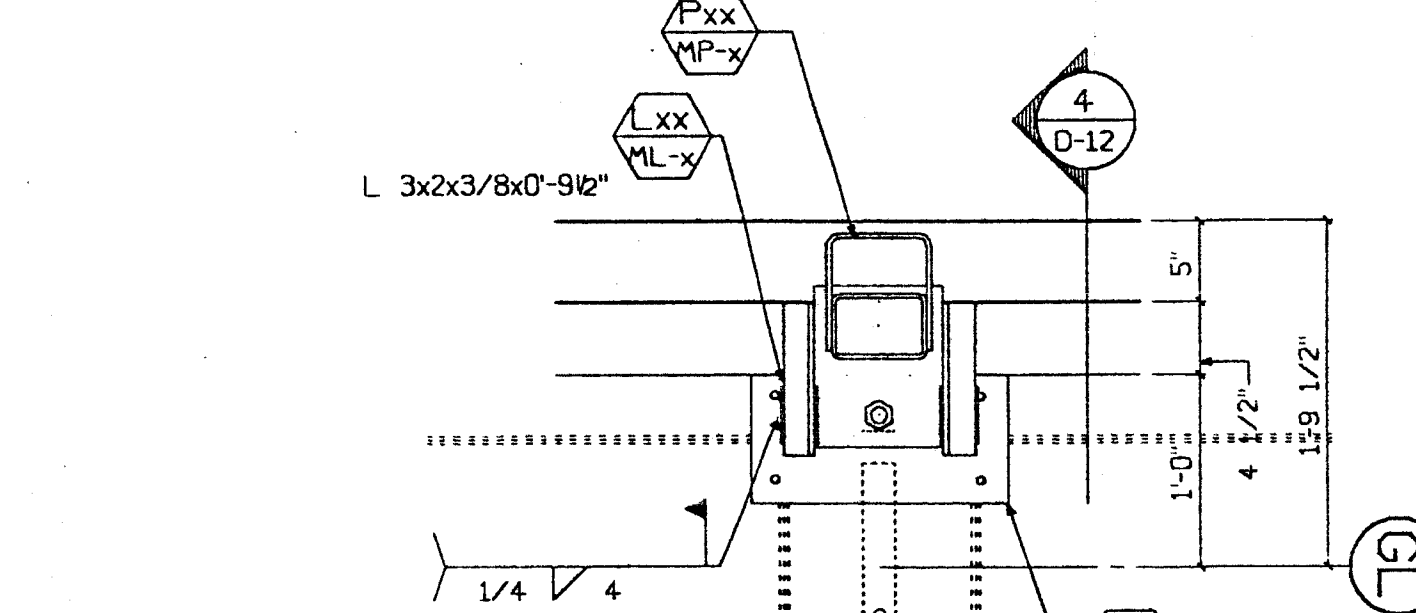
**A Building Section**  
D12 1/4"=1'-0"



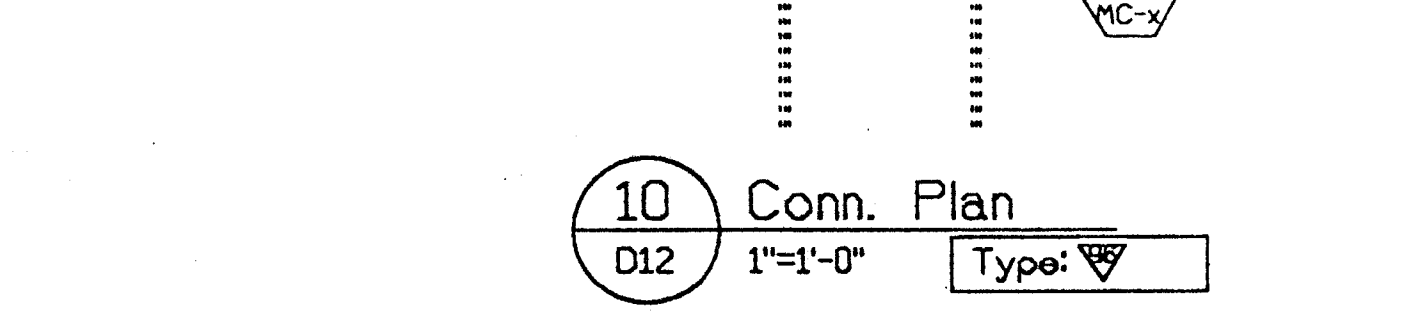
**4 Conn. Section**  
D12 1"=1'-0" Type: Top Type: Botl



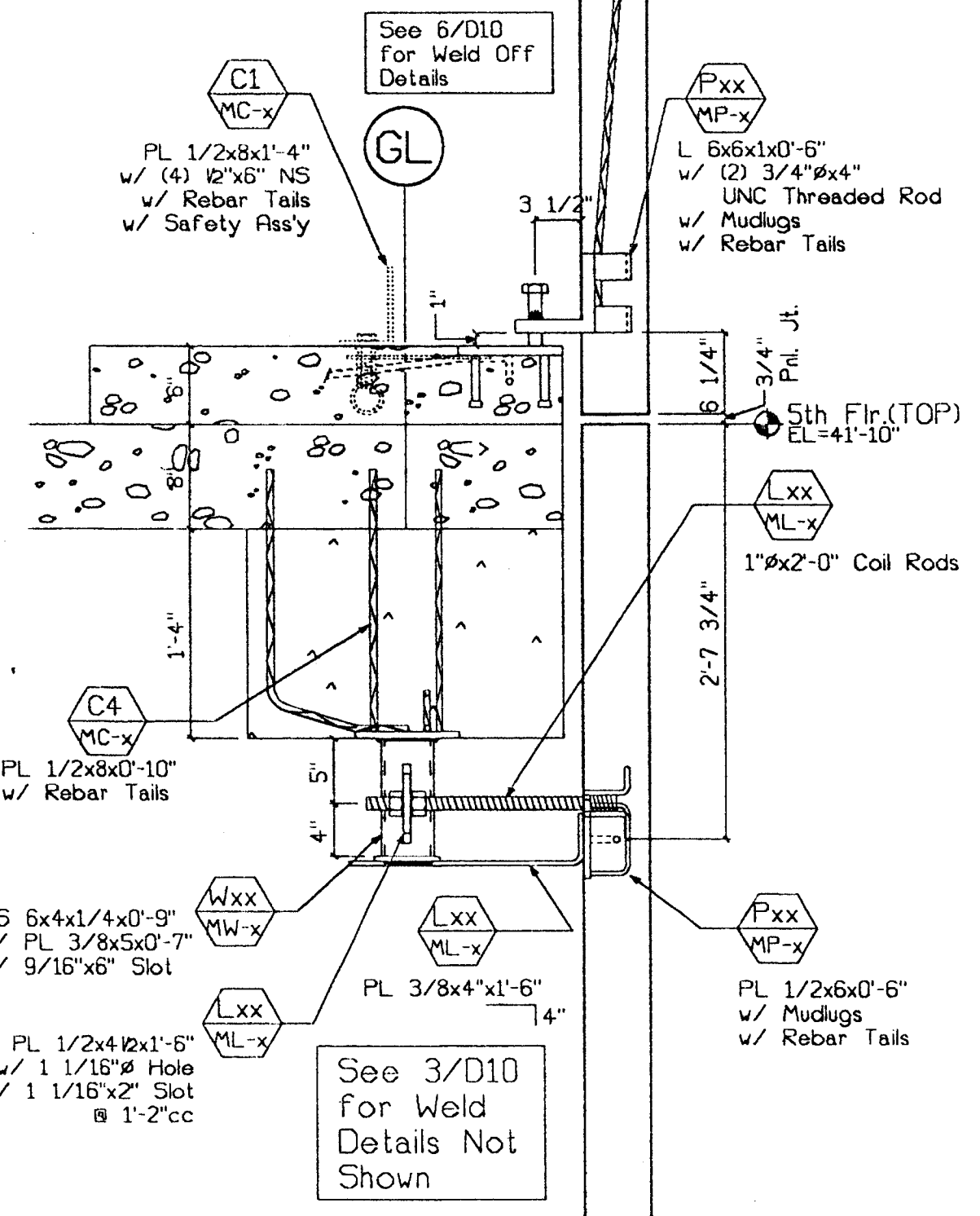
**3 Conn. Section**  
D12 1"=1'-0" Type: Top Type: Botl



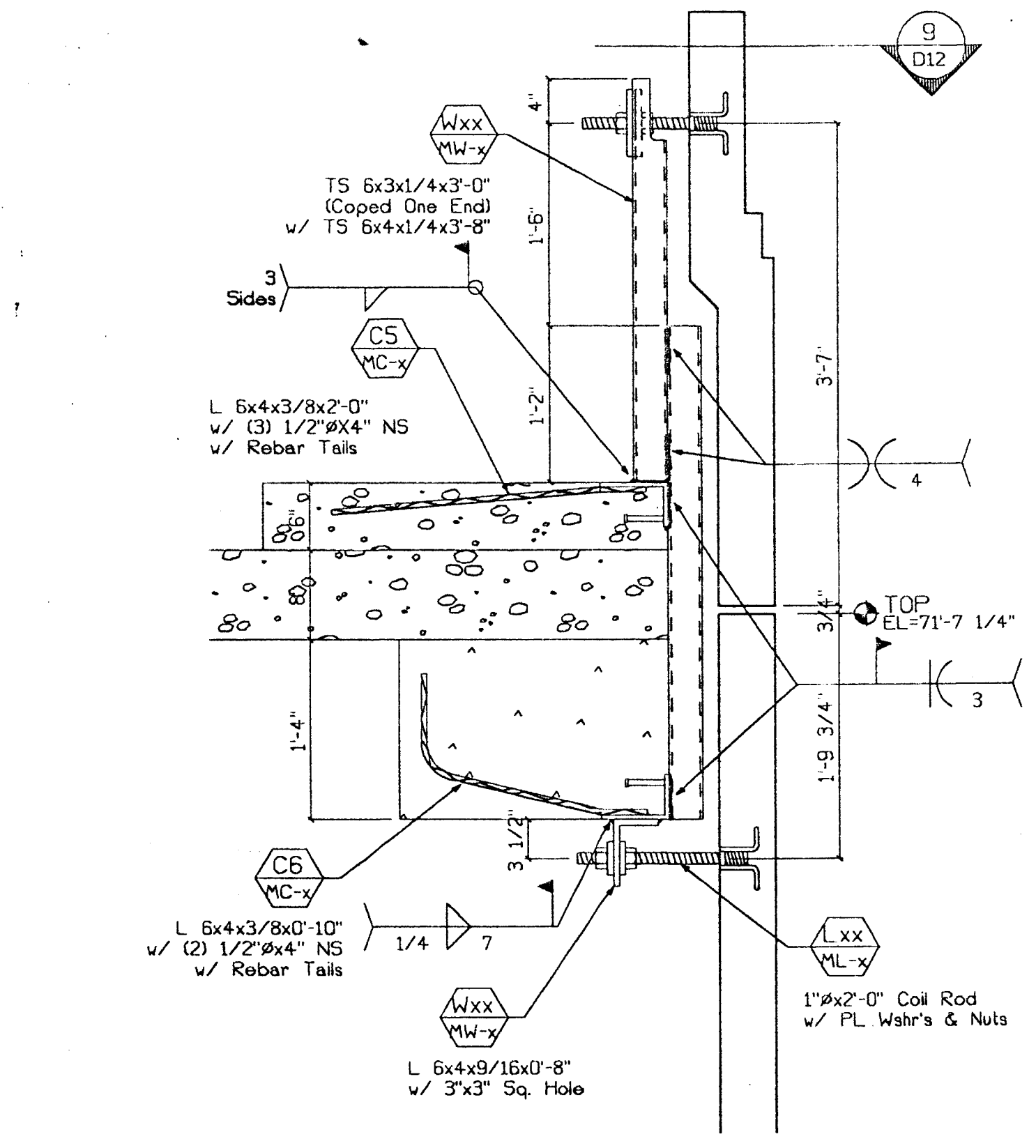
**2 Conn. Section**  
D12 1"=1'-0" Type: Top Type: Botl



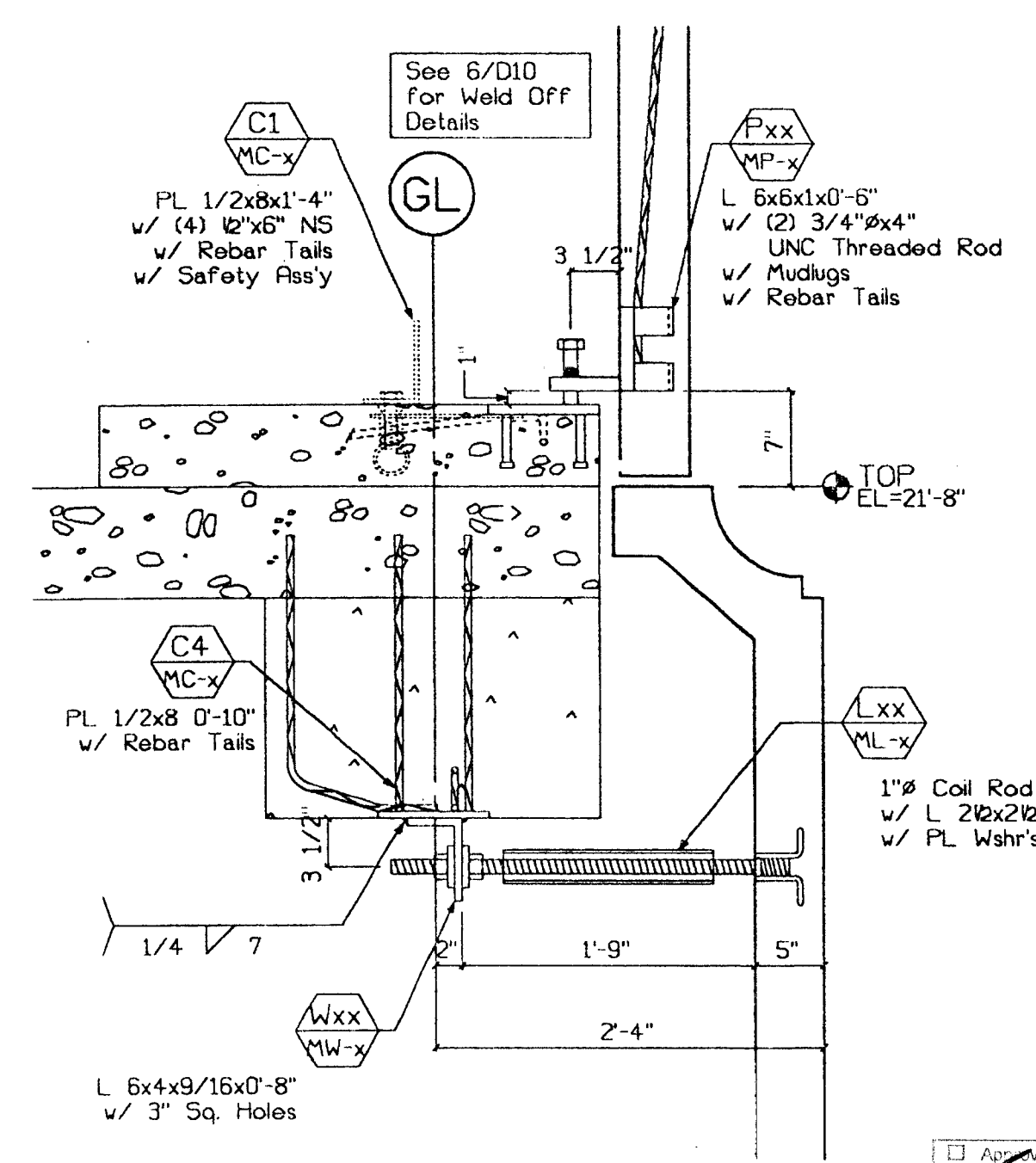
**1 Conn. Section**  
D12 1"=1'-0" Type: Top Type: Botl



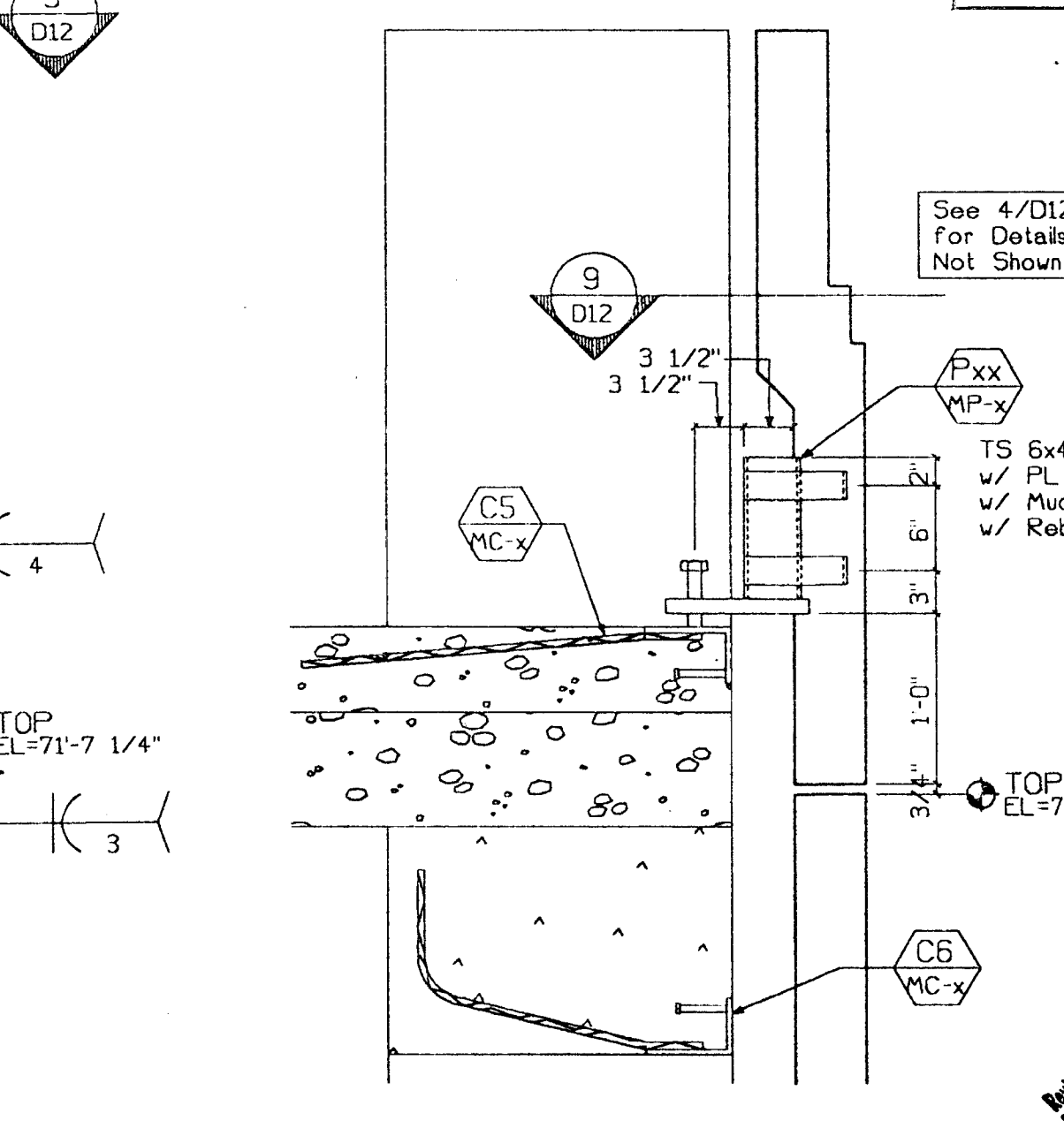
**3 Conn. Section**  
D12 1"=1'-0" Type: Top Type: Botl



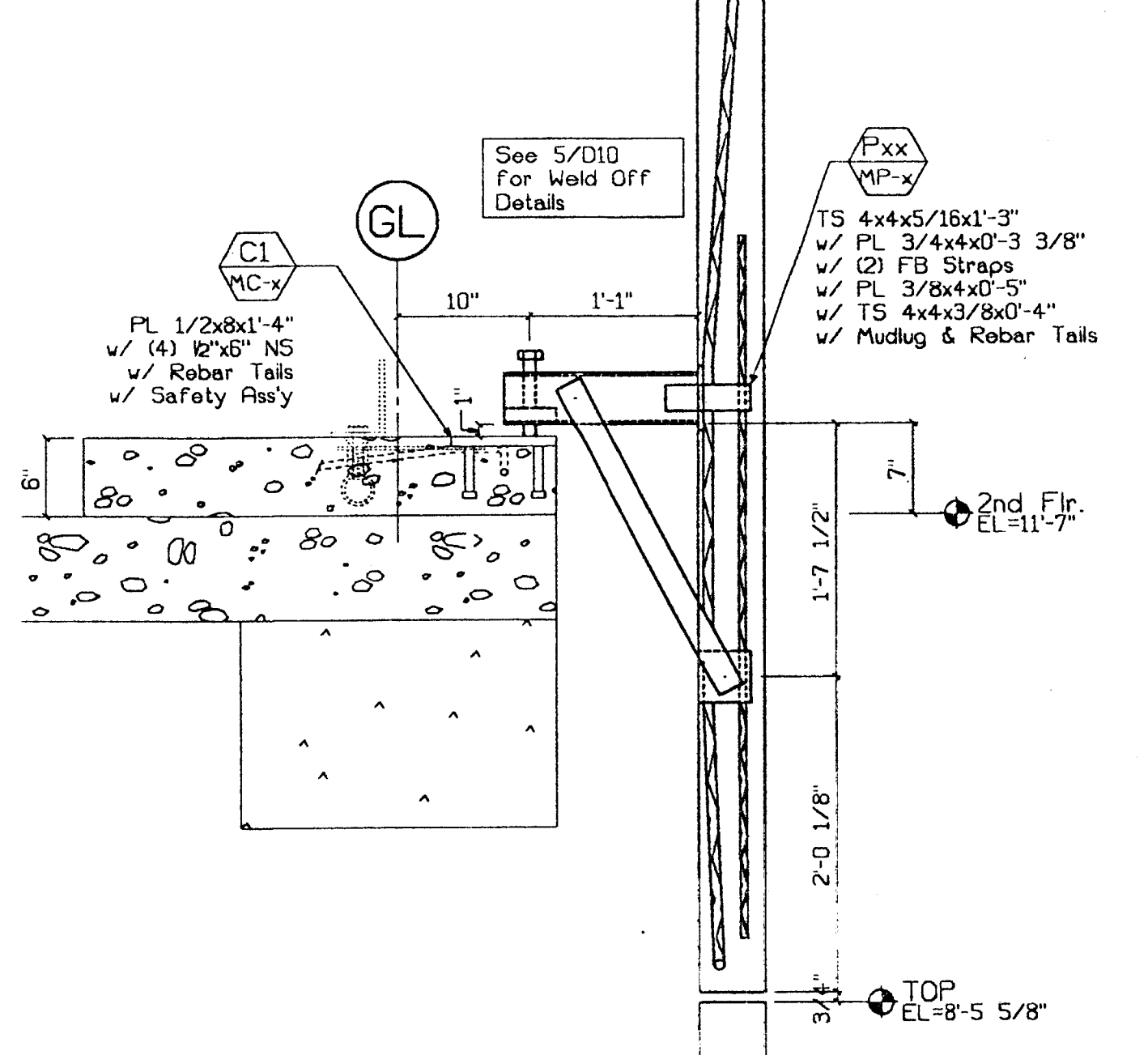
**8 Conn. Section**  
D12 1"=1'-0" Type: Top Type: Botl



**2 Conn. Section**  
D12 1"=1'-0" Type: Top Type: Botl



**7 Conn. Section**  
D12 1"=1'-0" Type: Top Type: Botl



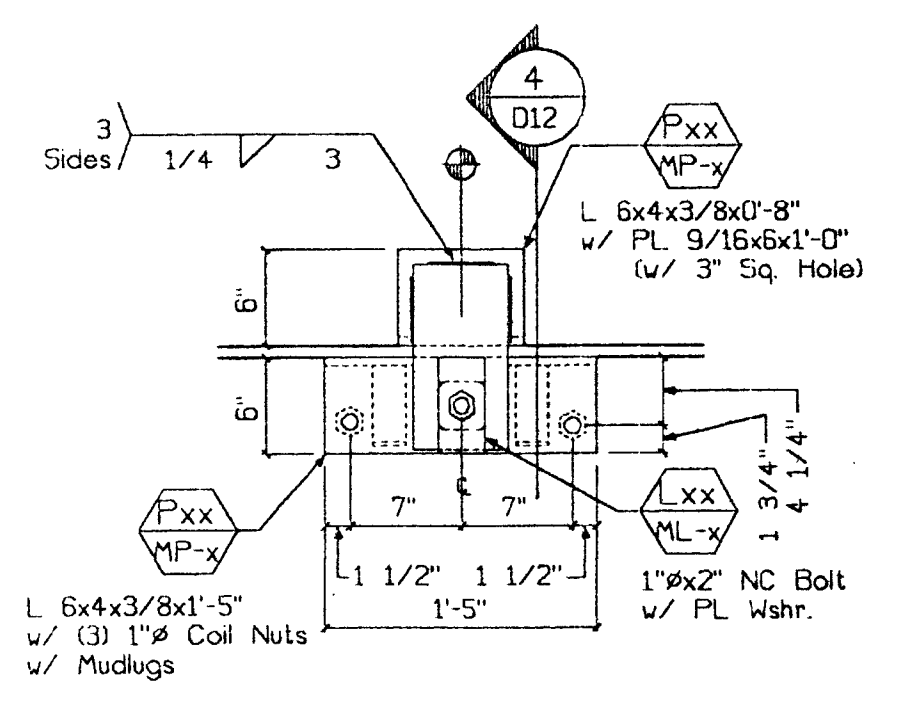
**1 Conn. Section**  
D12 1"=1'-0" Type: Top Type: Botl

Approved  
Approved as corrected  
Revise and Resubmit  
Rejected

Fabrication / Installation may be undertaken. Approval does not authorize changes to the Contract Sum or Contract terms.  
Fabrication / Installation MAY NOT be undertaken in resubmitting, until corrections to items marked.

Review is only for general conformance with the design concept in the contract documents. Any action shown is subject to the requirements of the plans and specifications. Contractor is responsible for dimensions which shall be confirmed and correlated at the job site; fabrication processes and techniques of construction; coordination of his work with that of all other trades, and satisfactory performance of his work.  
Review / approval neither extends nor alters any contractual obligations of the Architect or Contractor.

ENGLISH HARPER RETA  
By: BH Date: 3/22/00



**5 B.O.P - Shiplap**  
D12 1"=1'-0" Type: Top Type: Botl

Received for General Contractor with the Contract Documents. Review was made and the contractor is responsible for the accuracy of the contract. The contractor is responsible for the accuracy of the contract. The contractor is responsible for the accuracy of the contract.

WILLIAM O. BEVIER  
No. 2271  
Exp. 3/31/01  
REGISTERED PROFESSIONAL ENGINEER  
STATE OF CALIFORNIA

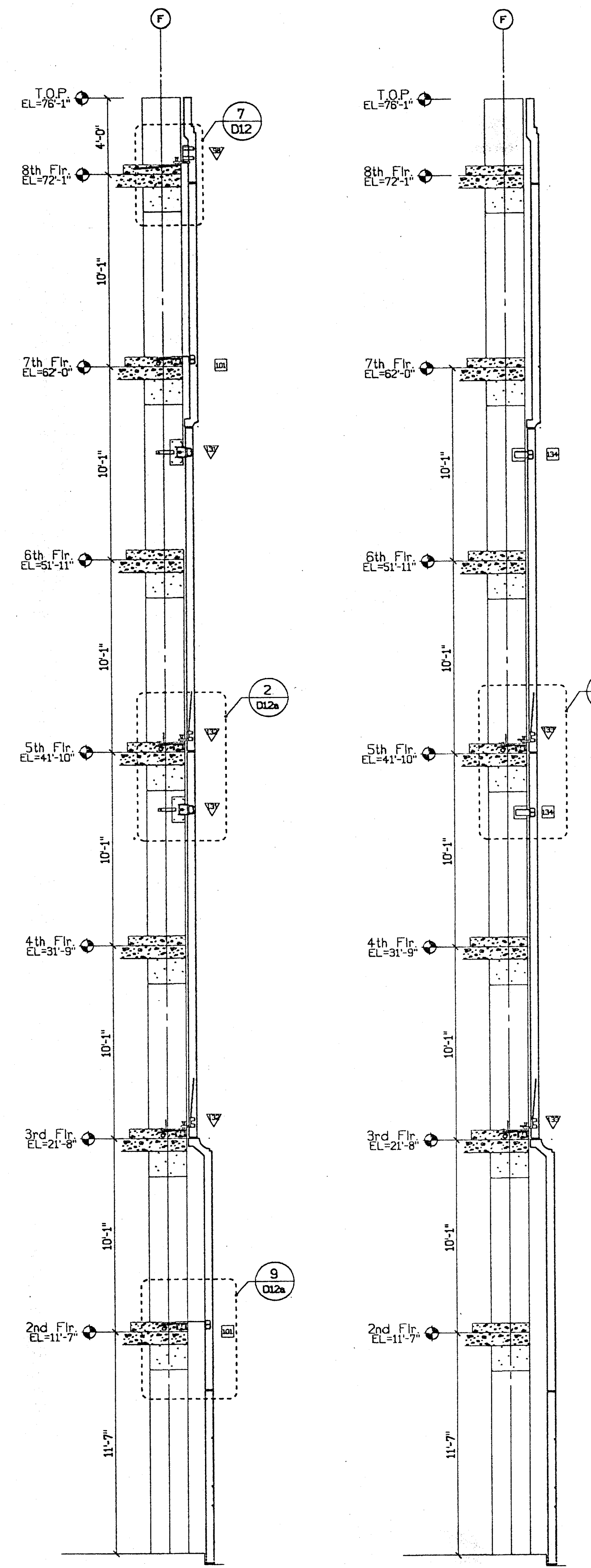
Not Used

**6 Conn. Section**  
D12 1"=1'-0" Type: Top Type: Botl

RECEIVED  
MAY 2 1 2000  
TUNING CONSTRUCTION CO.

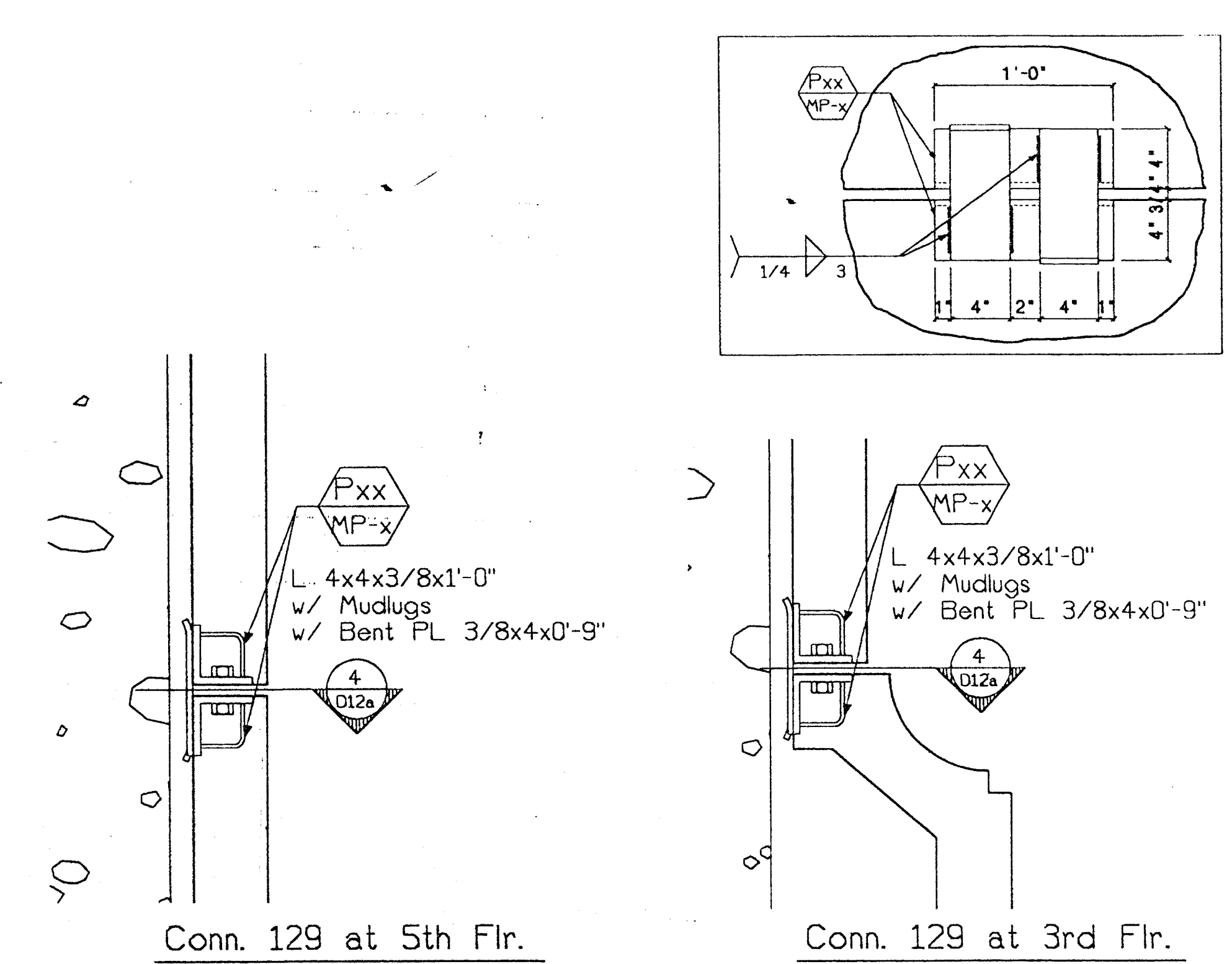
<b>CLARK PACIFIC 1999</b> ALL RIGHTS RESERVED ALL DRAWINGS AND WRITTEN MATERIAL APPEARING HEREIN CONSTITUTE THE ORIGINAL UNPUBLISHED WORK OF CLARK PACIFIC. PROTECTED BY COPYRIGHT, AND THE SAME MAY NOT BE REPRODUCED, USED, OR DISCLOSED WITHOUT THE WRITTEN CONSENT OF CLARK PACIFIC.		ISSUED FOR CONSTRUCTION APPROVED SUBMITTED ITEM BY DATE REV. DESCRIPTION DATE BY CHK.	<b>CLARK PACIFIC</b> 1980 South River Road West Sacramento CA 95691 TEL: (916) 571-0305 FAX: (916) 372-0323 SCALE: As Noted DATE: 9/28/99 PROJECT: Stockton CA, Parking Garage GENERAL CONTRACTOR: Turner Constr. DRAWN BY: JM CHECKED BY: JOB NO: 1282 DRAWING NUMBER: D-12
--	--	--	--

SUBMITTED MAR 17 2000 CLARK PACIFIC



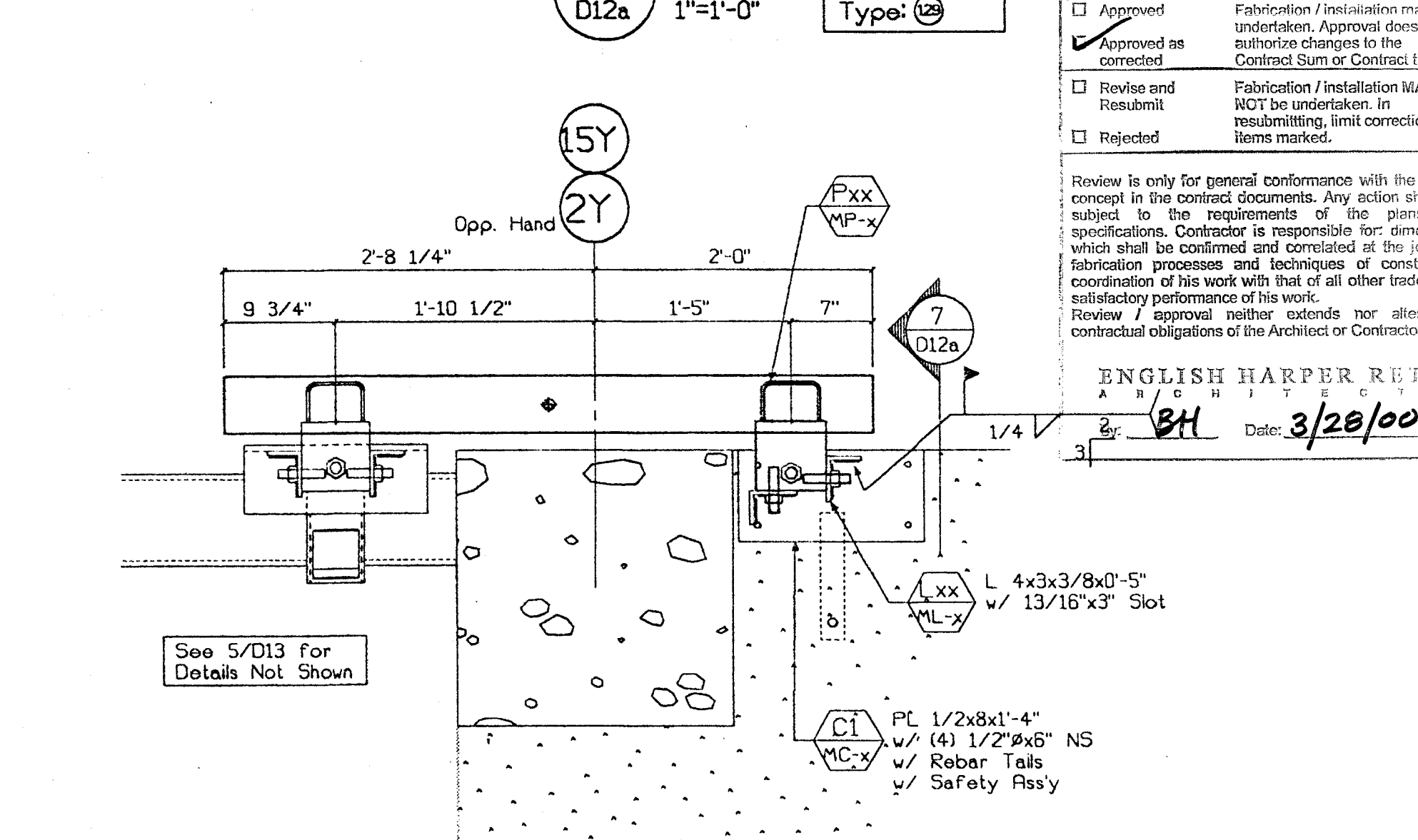
**B** Building Section  
D12a 1/4"=1'-0"

**C** Building Section  
D12a 1/4"=1'-0"

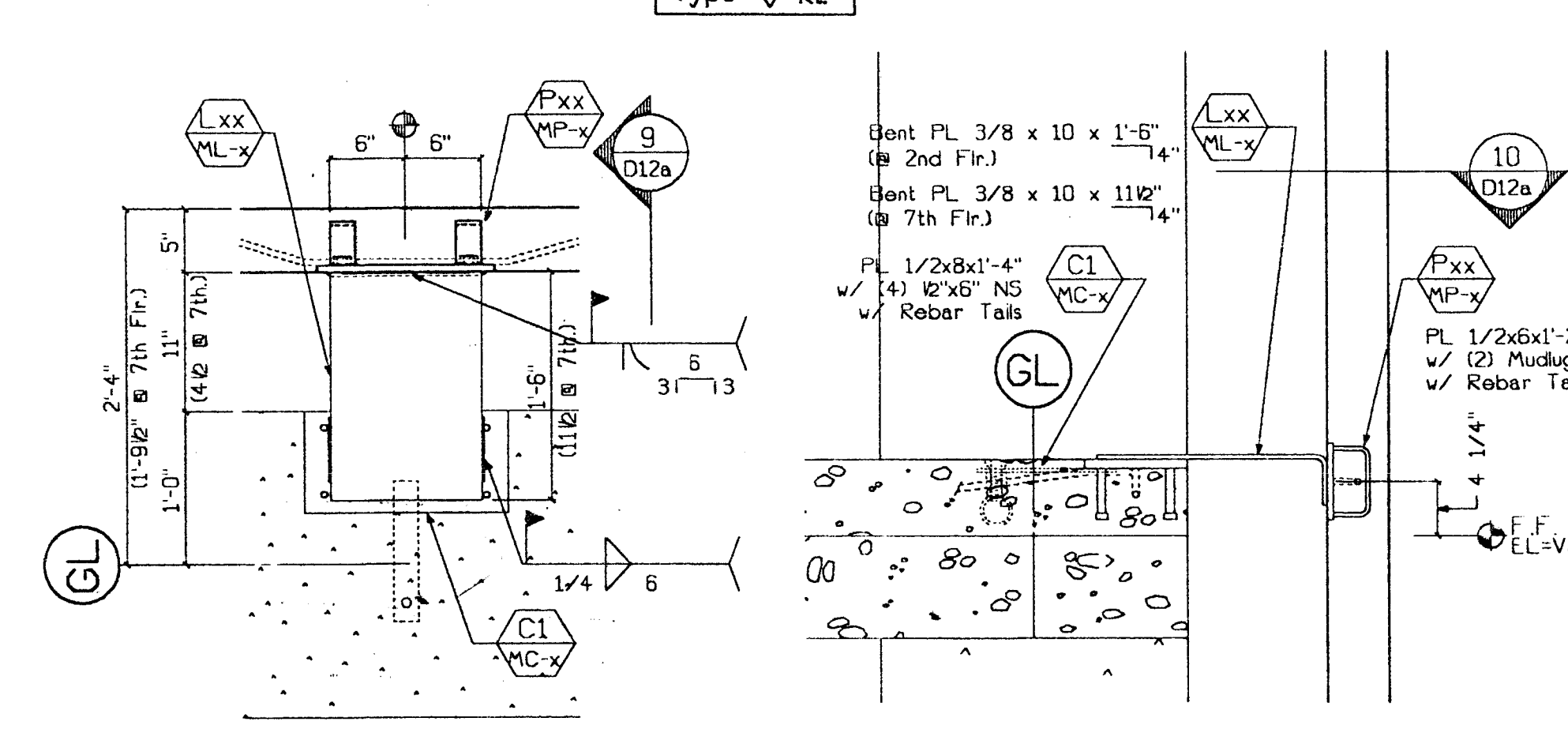


Conn. 129 at 5th Flr.  
Type: [Symbol]

Conn. 129 at 3rd Flr.  
Type: [Symbol]

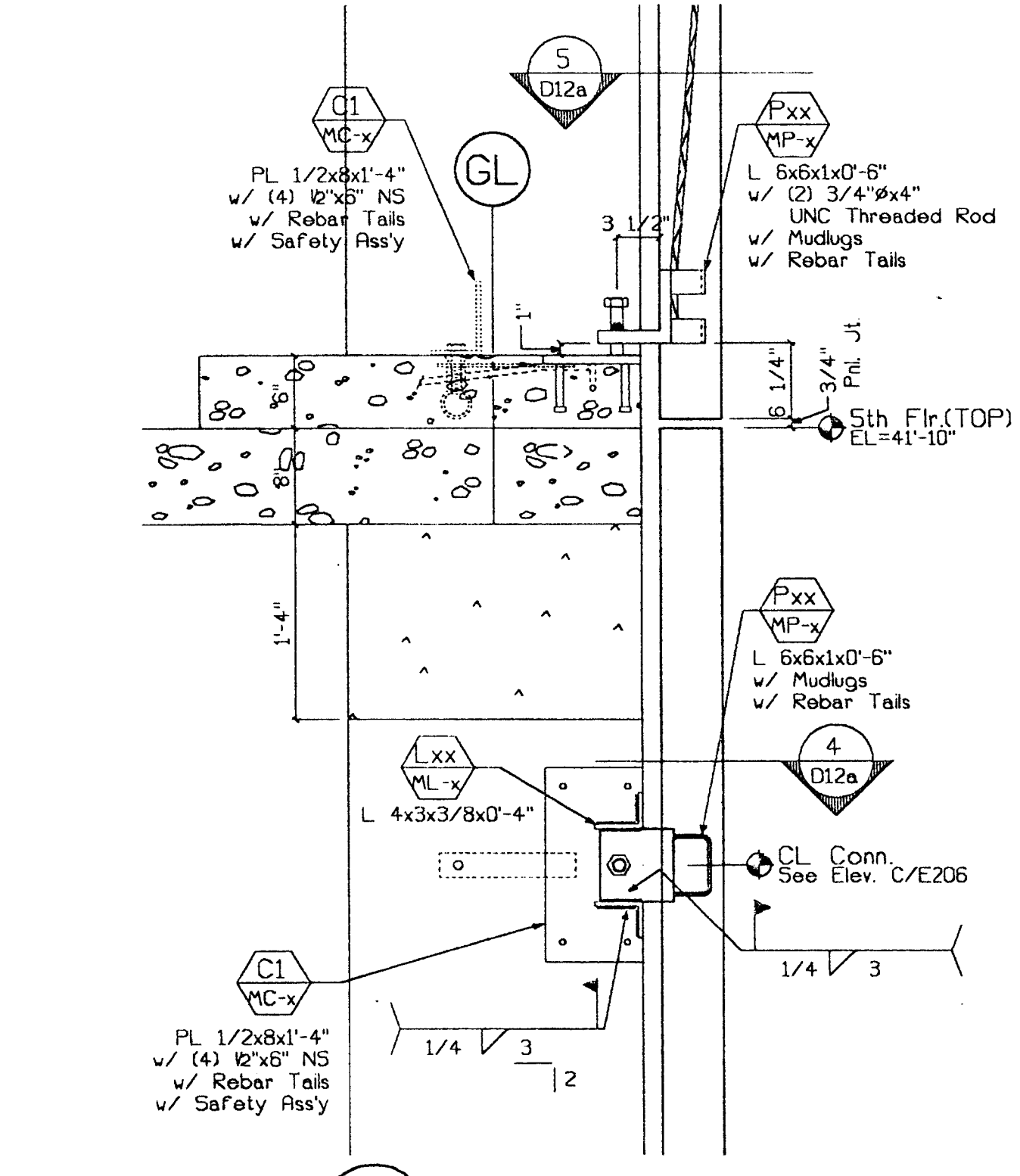


3 Shiplap Connection  
D12a 1"=1'-0" Type: [Symbol]

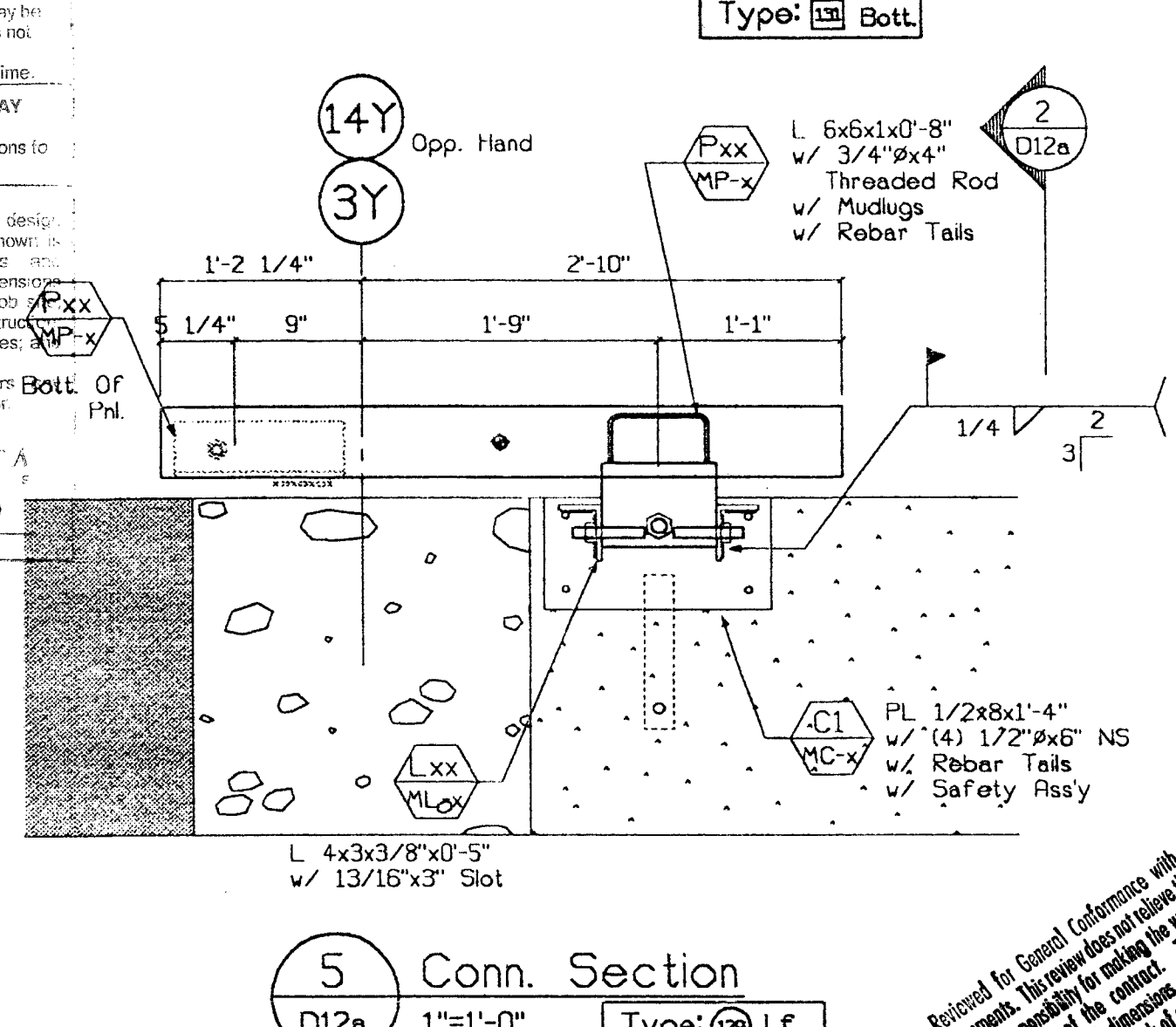


10 Plan - Lateral Conn.  
D12a 1"=1'-0" Type: [Symbol]

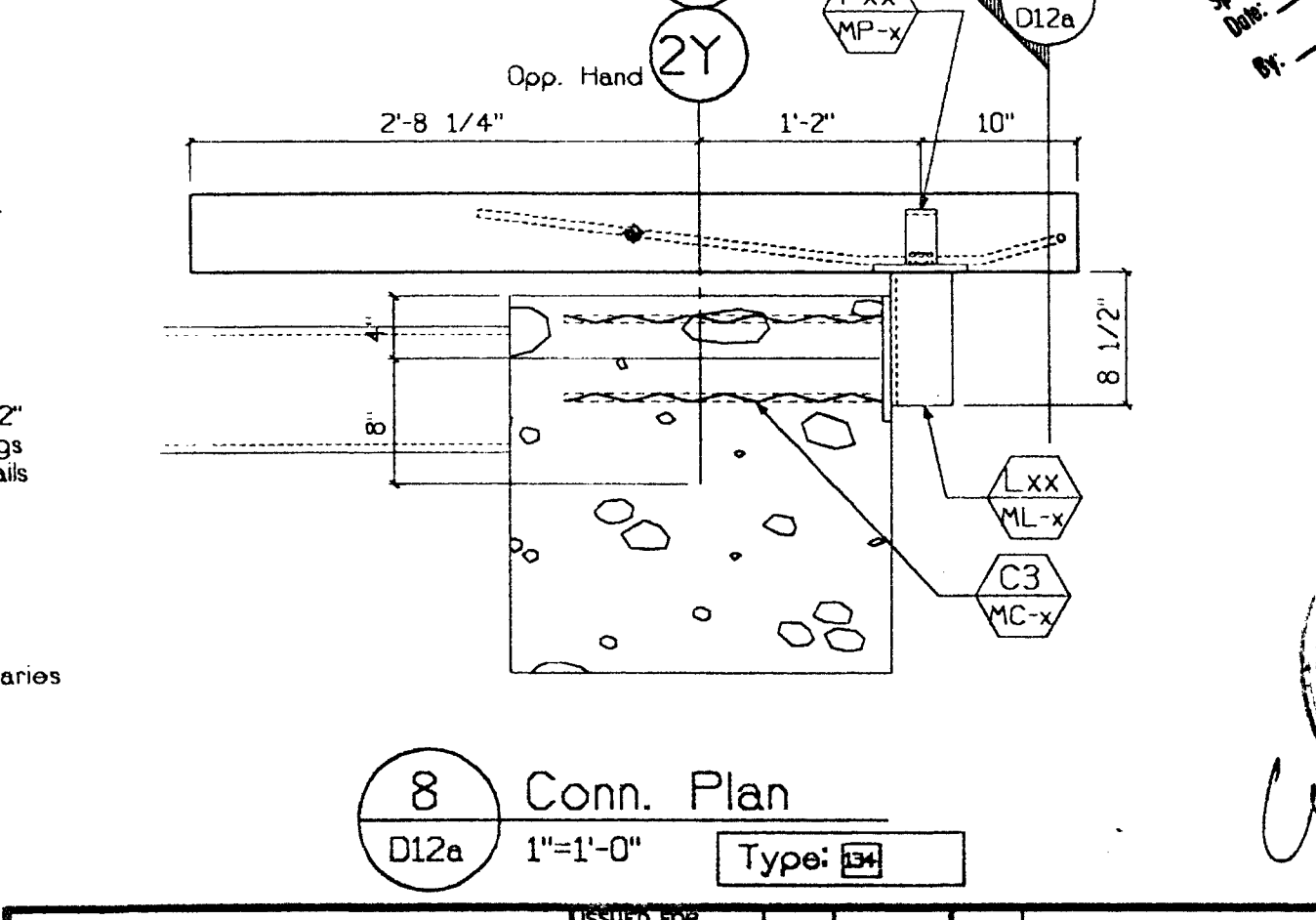
9 Conn. Section  
D12a 1"=1'-0" Type: [Symbol]



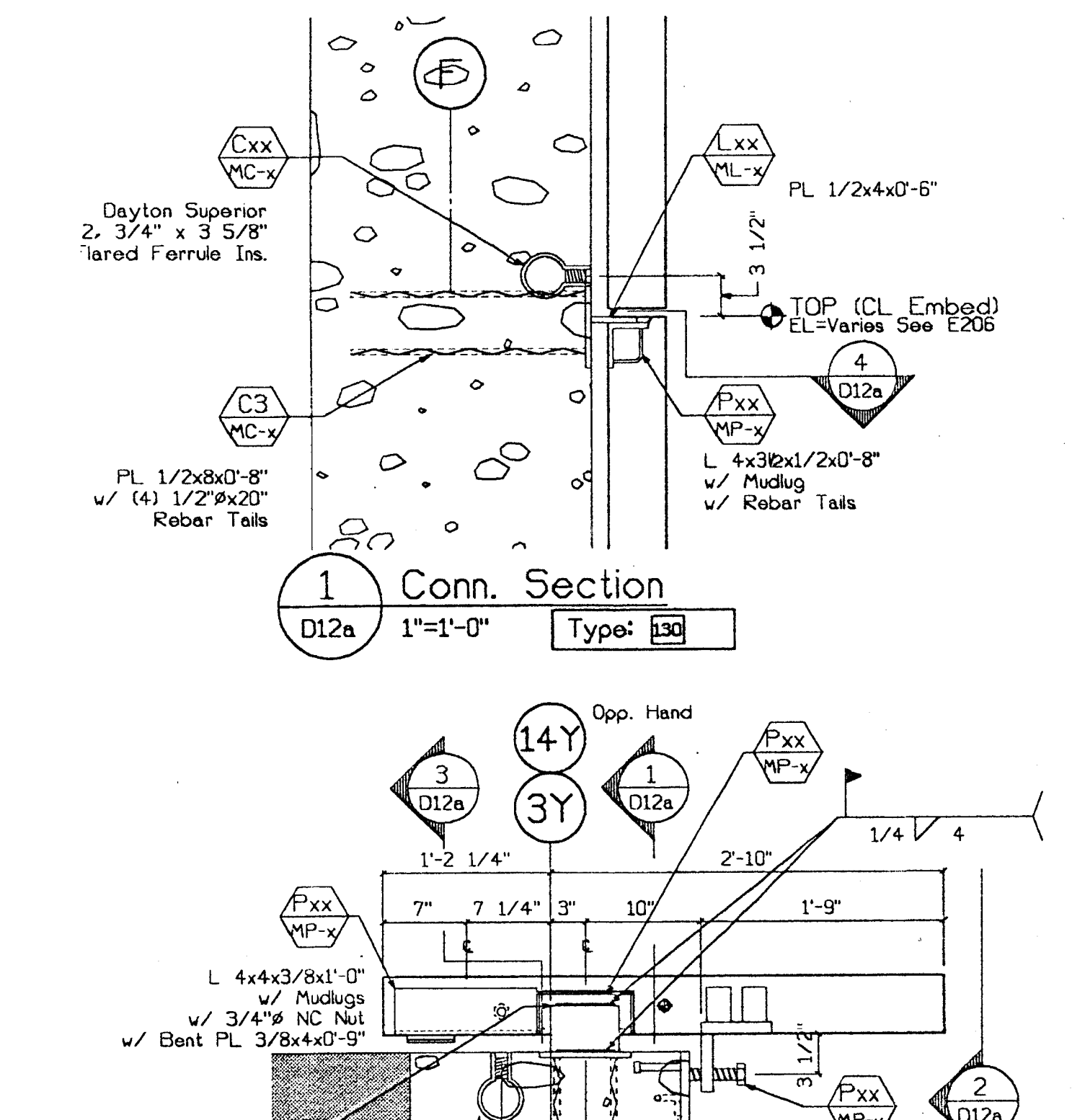
2 Conn. Section  
D12a 1"=1'-0" Type: [Symbol] Top  
Type: [Symbol] Bott.



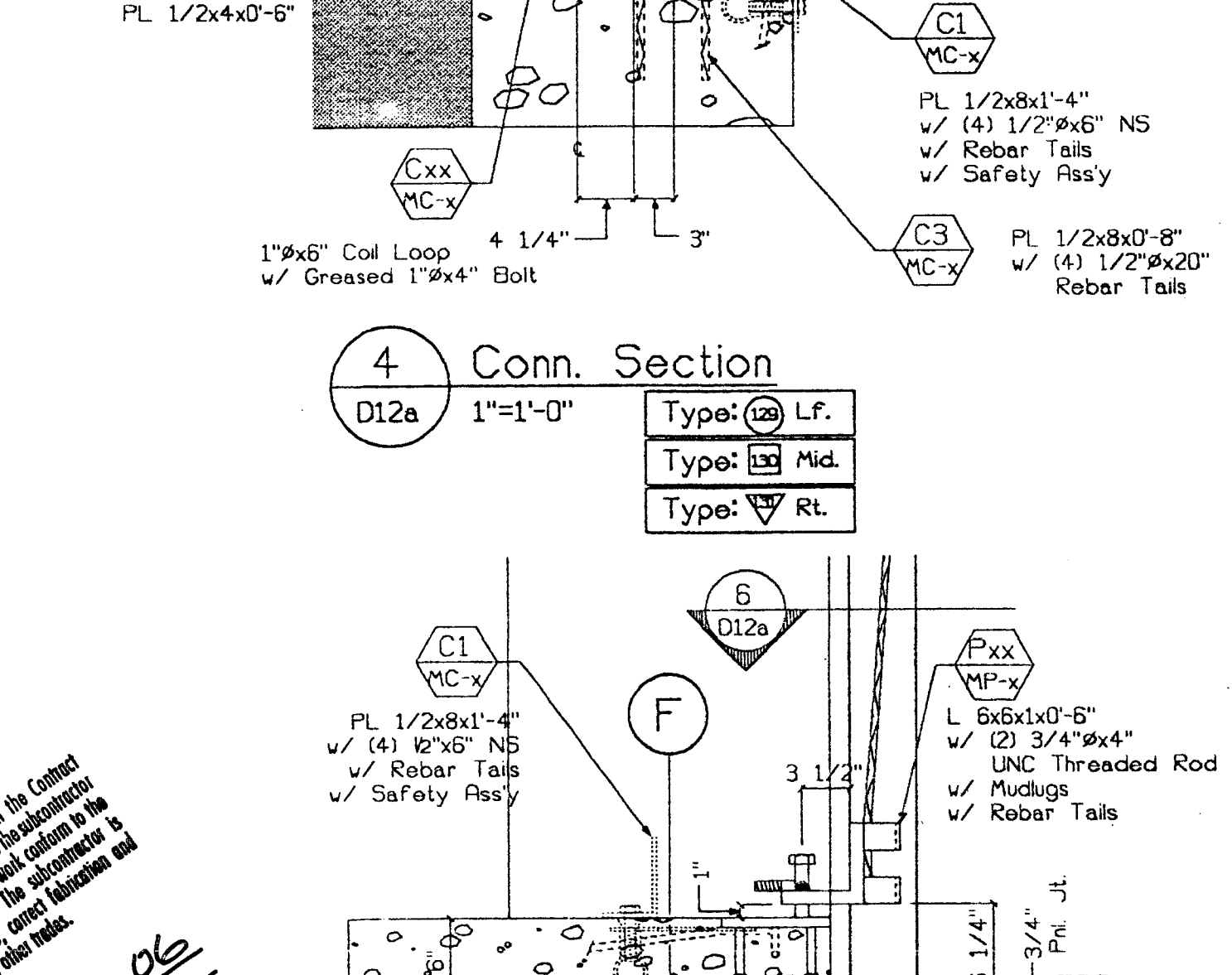
5 Conn. Section  
D12a 1"=1'-0" Type: [Symbol] LF.  
Type: [Symbol] RT.



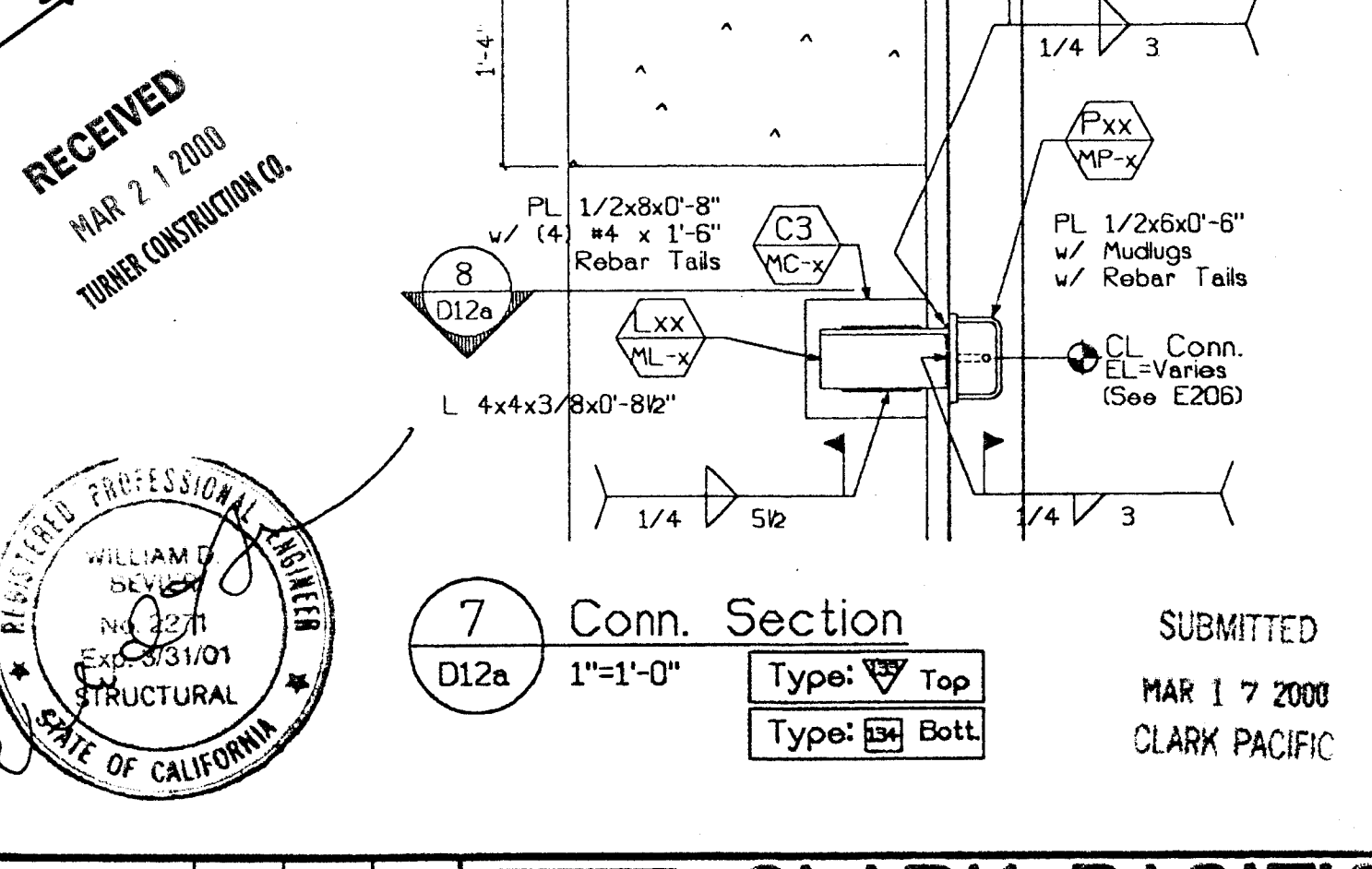
8 Conn. Plan  
D12a 1"=1'-0" Type: [Symbol]



1 Conn. Section  
D12a 1"=1'-0" Type: [Symbol]



4 Conn. Section  
D12a 1"=1'-0" Type: [Symbol] LF.  
Type: [Symbol] Mid.  
Type: [Symbol] RT.



7 Conn. Section  
D12a 1"=1'-0" Type: [Symbol] Top  
Type: [Symbol] Bott.

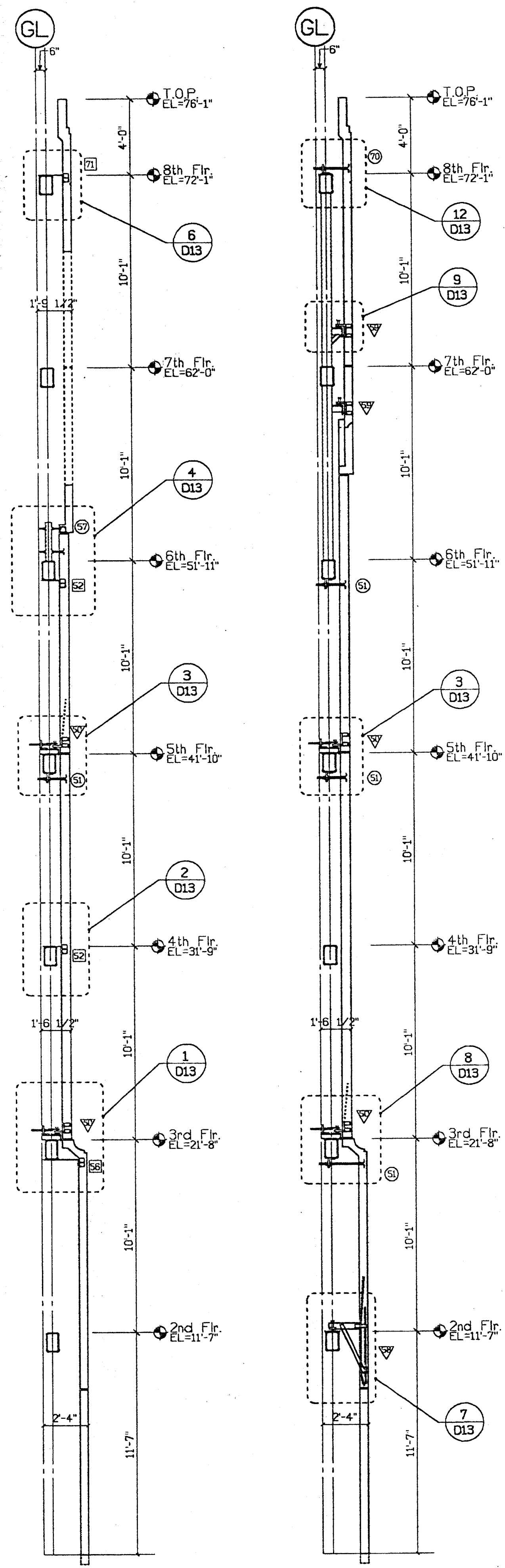
<p>© CLARK PACIFIC 1999 ALL RIGHTS RESERVED</p>		<p>ISSUED FOR CONSTRUCTION APPROVED</p>			<p>DATE: 2/10/00</p>			<p>SCALE: As Noted</p>		
<p>ALL DRAWINGS AND WRITTEN MATERIAL APPEARING HEREIN CONSTITUTE THE ORIGINAL, UNPUBLISHED WORK OF CLARK PACIFIC, PROTECTED BY COPYRIGHT, AND THE SAME MAY NOT BE DUPLICATED, USED, OR DISCLOSED WITHOUT THE WRITTEN CONSENT OF CLARK PACIFIC.</p>		<p>SUBMITTED JM 3/17/00</p>			<p>REVISIONS</p>			<p>GENERAL CONTRACTOR Turner Constr.</p>		
<p>PROJECT: Stockton CA, Parking Garage</p>		<p>DATE: 2/10/00</p>			<p>DATE: 3/17/00</p>			<p>DRAWN BY: JM</p>		
<p>CONNECTION DETAILS</p>		<p>DATE: [Blank]</p>			<p>DATE: [Blank]</p>			<p>CHECKED BY:</p>		
<p>JOB NO. 1282</p>		<p>DATE: [Blank]</p>			<p>DATE: [Blank]</p>			<p>DRAWING NUMBER D-12a</p>		

Approved for General Conformance with the Contract Documents by the Architect and the Contractor. The Contractor is responsible for the accuracy of the information in this drawing. The Contractor is responsible for the accuracy of the information in this drawing. The Contractor is responsible for the accuracy of the information in this drawing.

RECEIVED  
MAR 2 1 2000  
TURNER CONSTRUCTION CO.

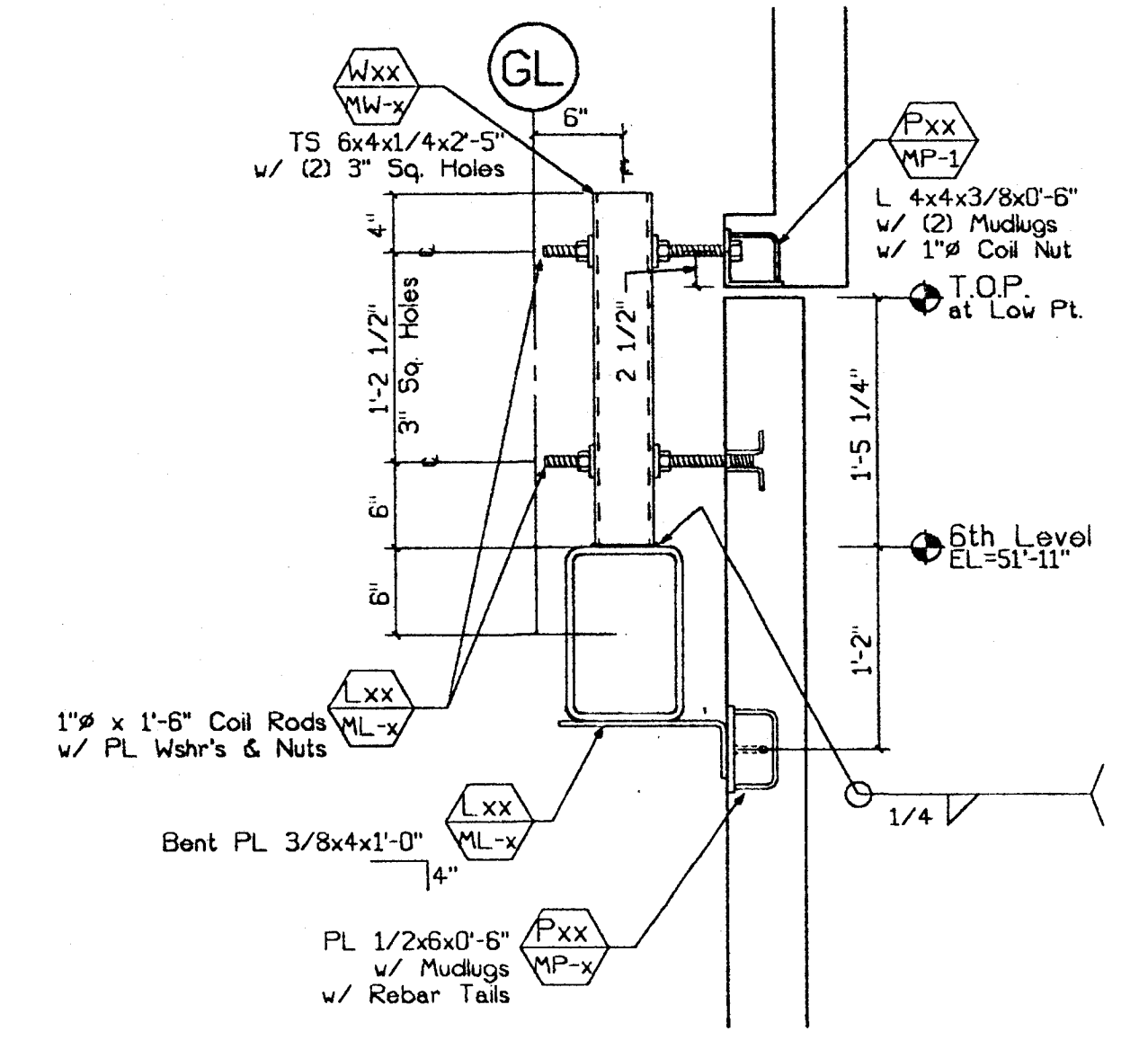
WILLIAM O. [Signature]  
REGISTERED PROFESSIONAL ENGINEER  
NO. 4371  
EXPIRES 3/31/01  
STRUCTURAL  
STATE OF CALIFORNIA



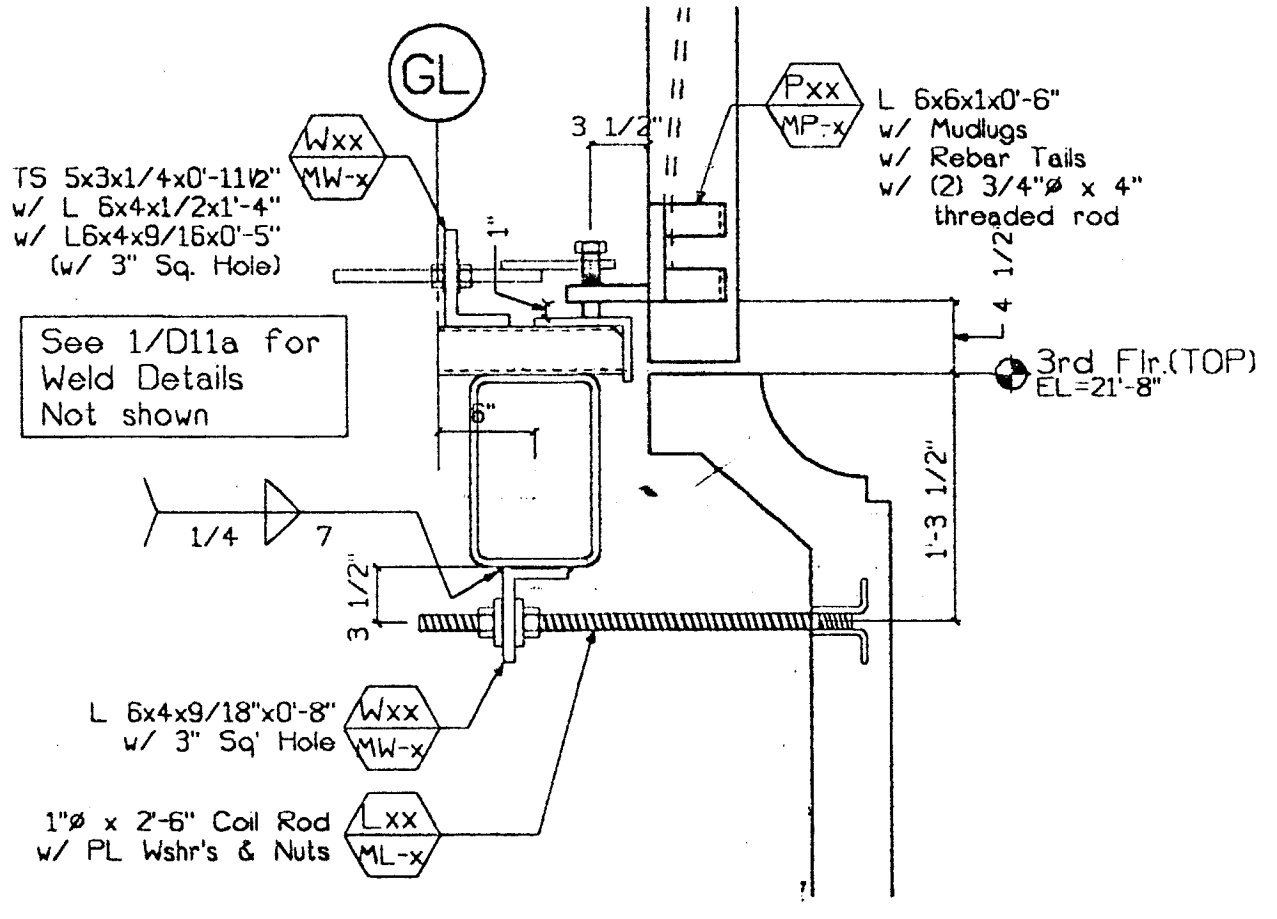


A Parking - Sect.  
D13 1/4"=1'-0"

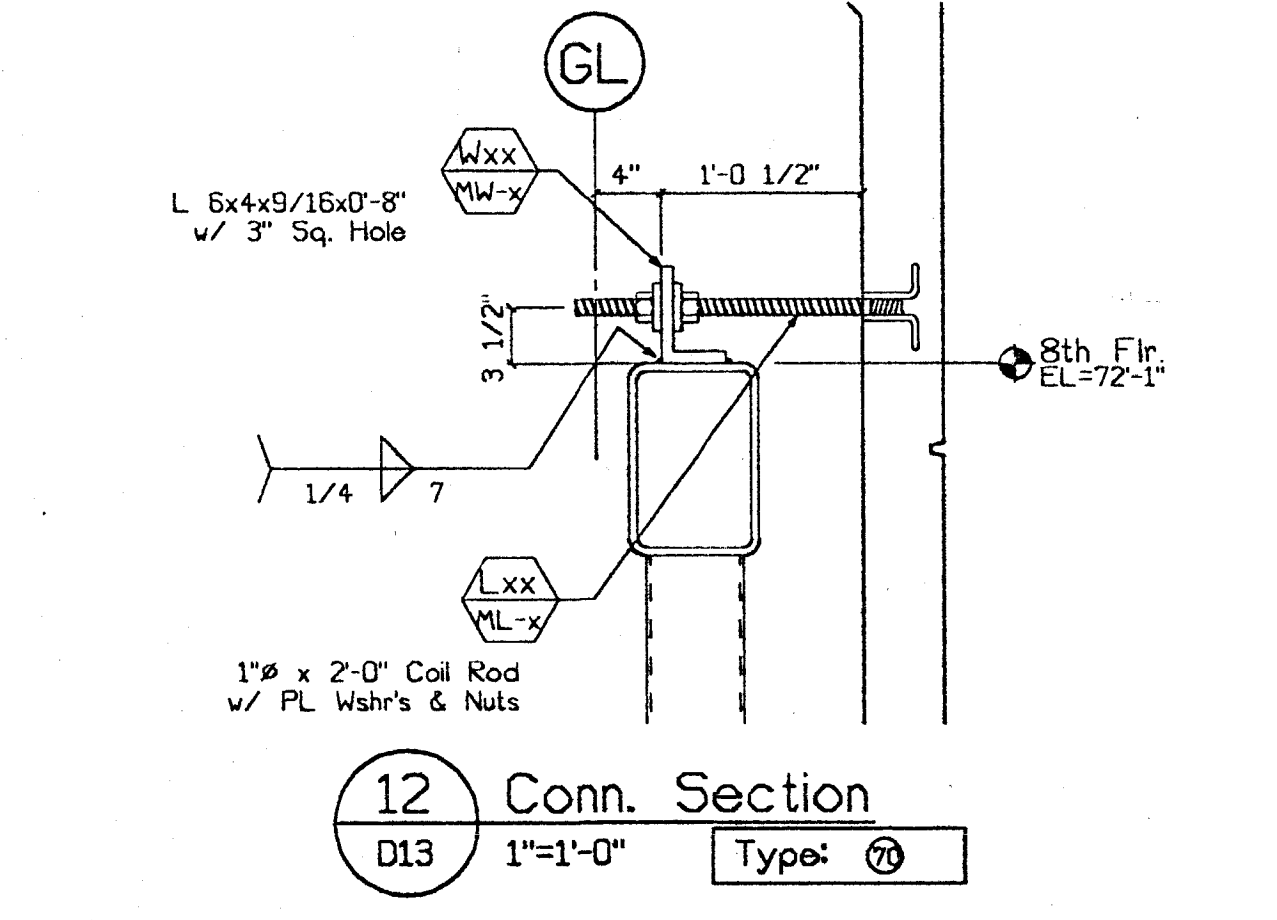
B Parking - Sect.  
D13 1/4"=1'-0"



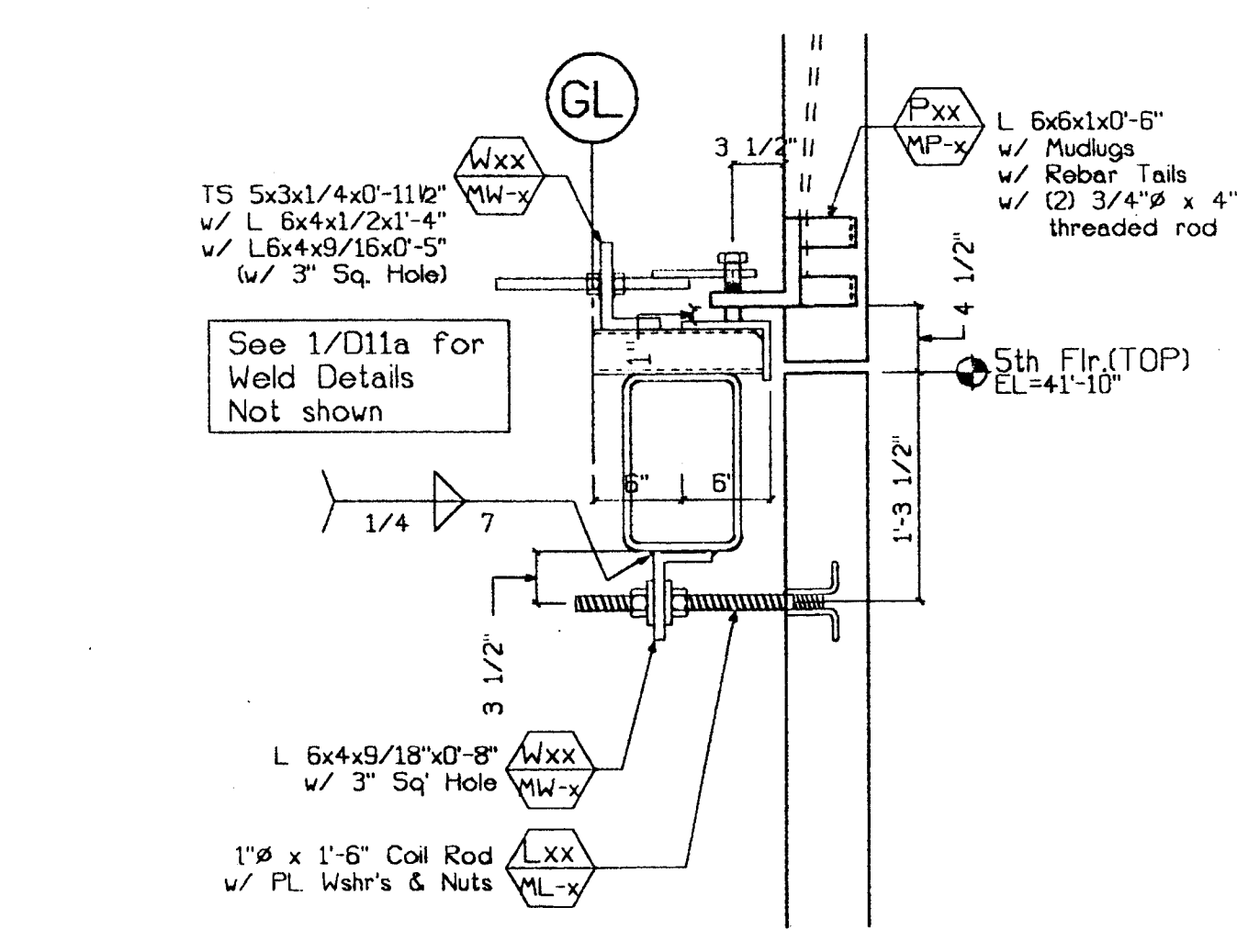
4 Conn. Section  
D13 1"=1'-0" Type: Top  
Type: Bottom



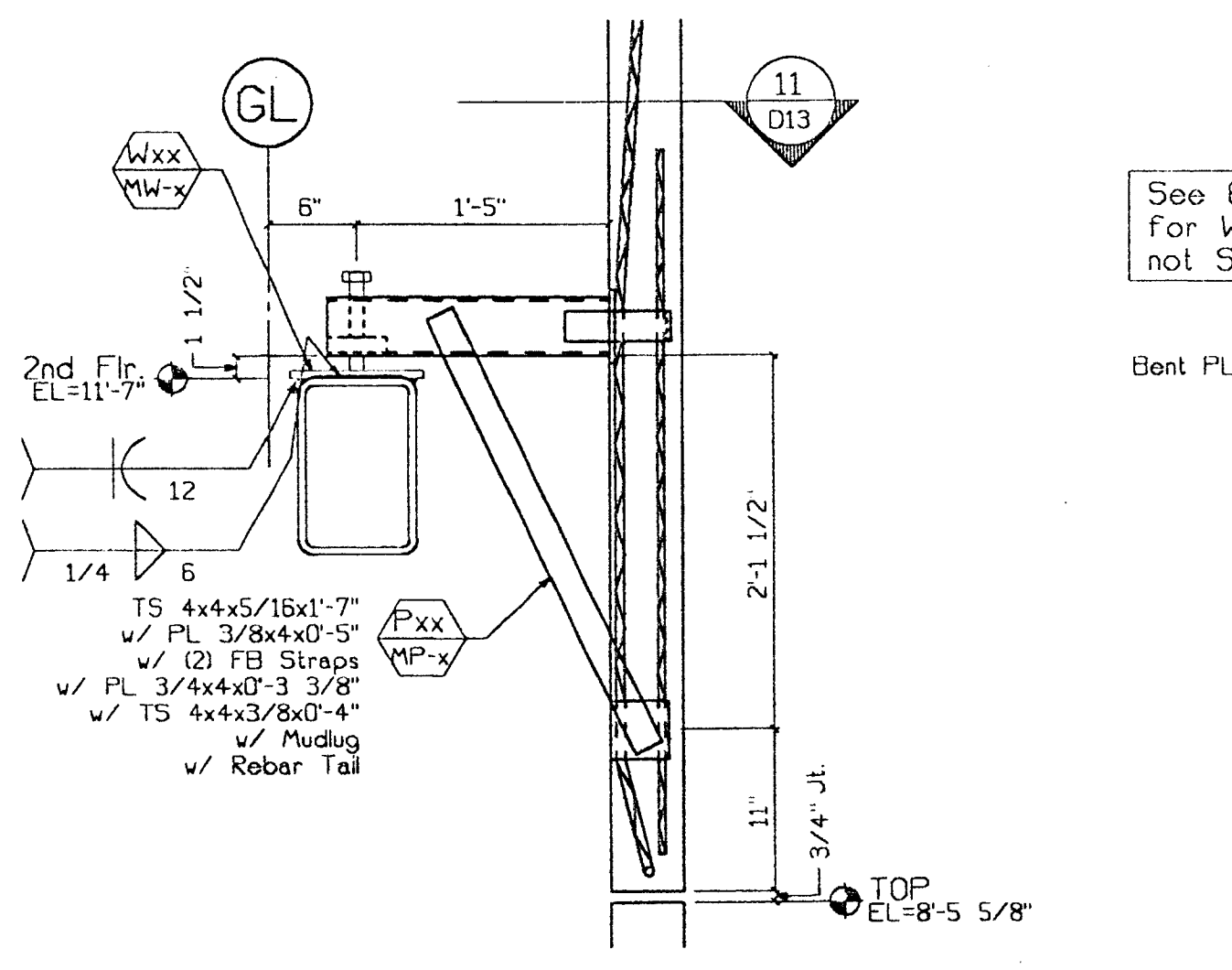
8 Conn. Section  
D13 1"=1'-0" Type: Top  
Type: Bottom



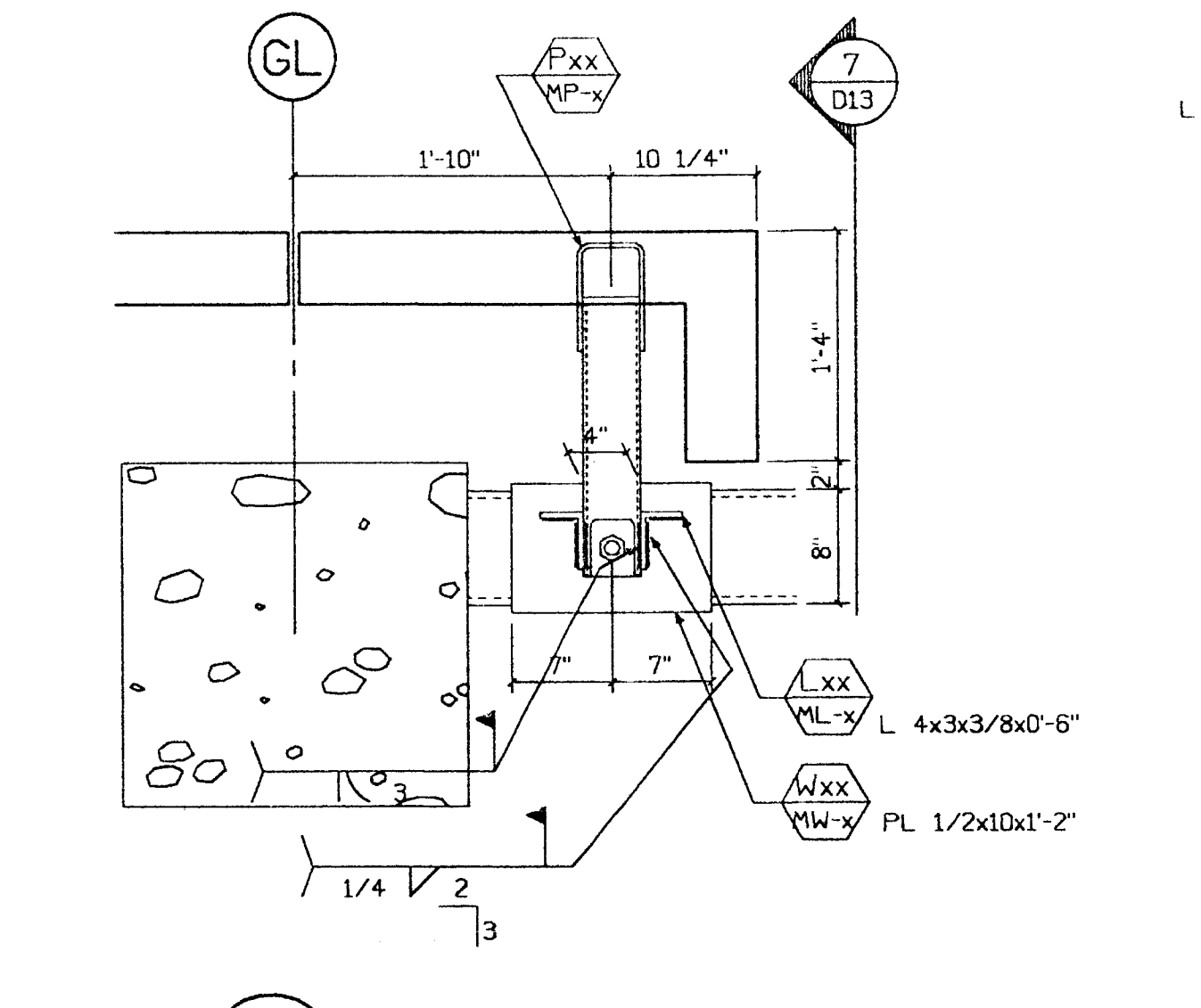
12 Conn. Section  
D13 1"=1'-0" Type: Bottom



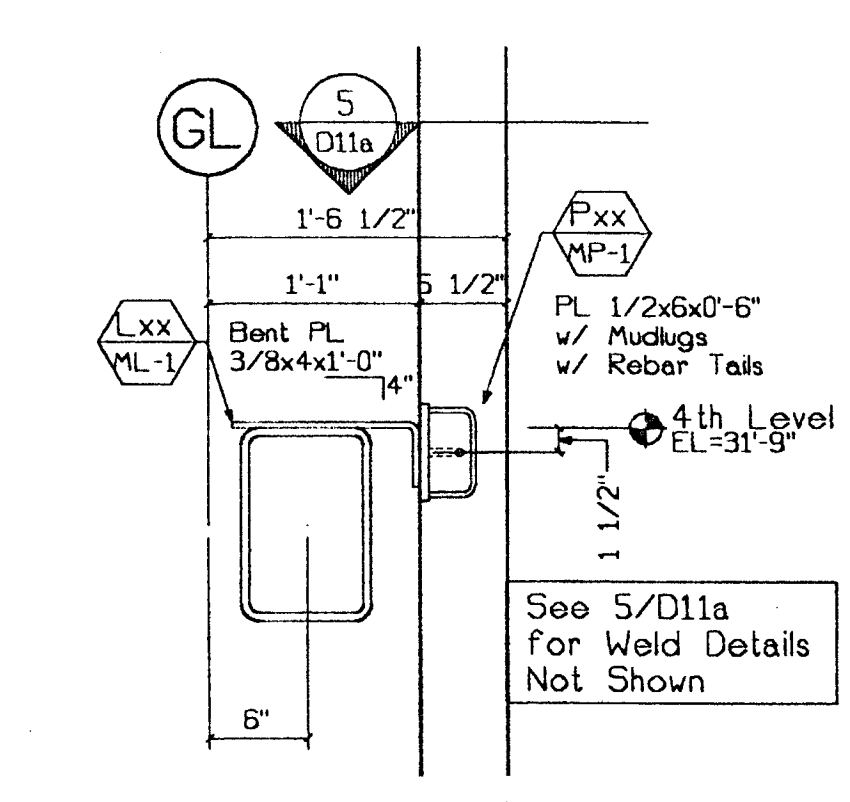
3 Conn. Section  
D13 1"=1'-0" Type: Top  
Type: Bottom



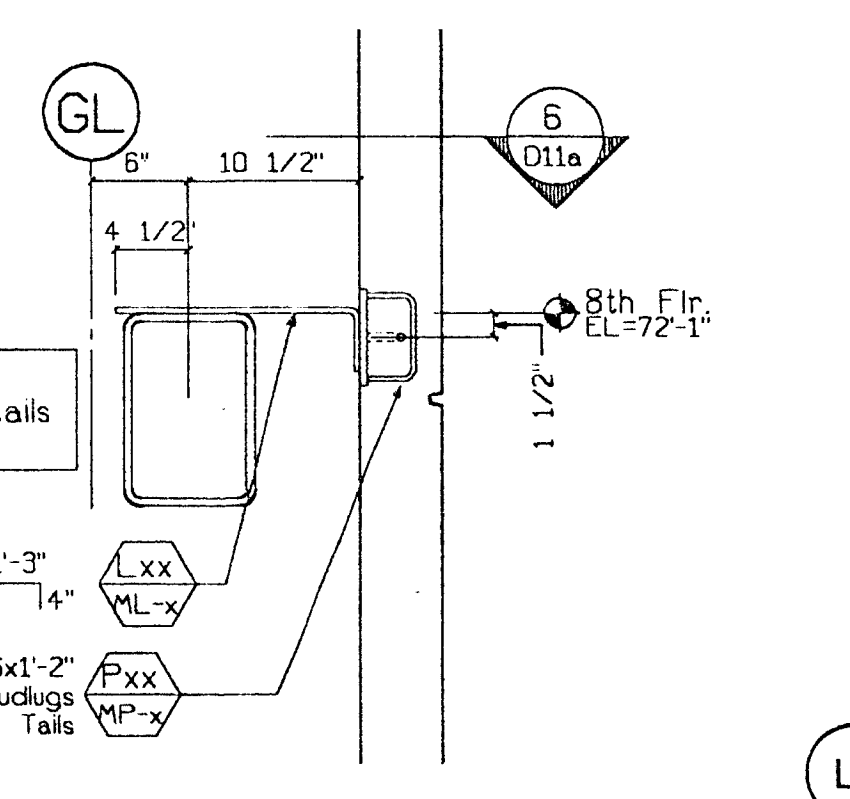
7 Conn. Section  
D13 1"=1'-0" Type: Bottom



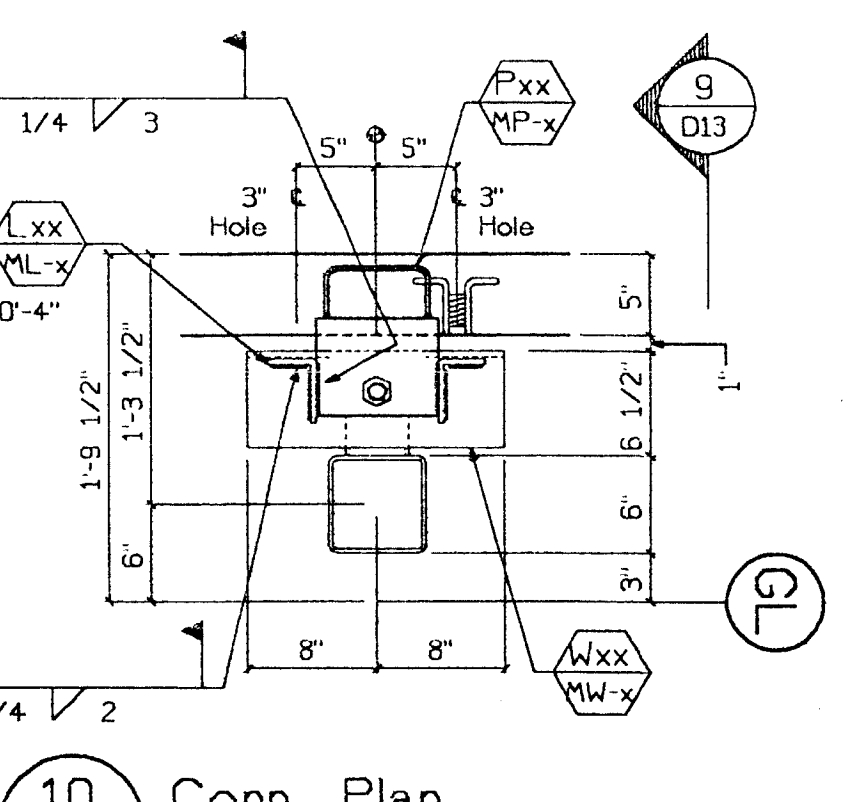
11 Plan View  
D13 1"=1'-0" Type: Bottom



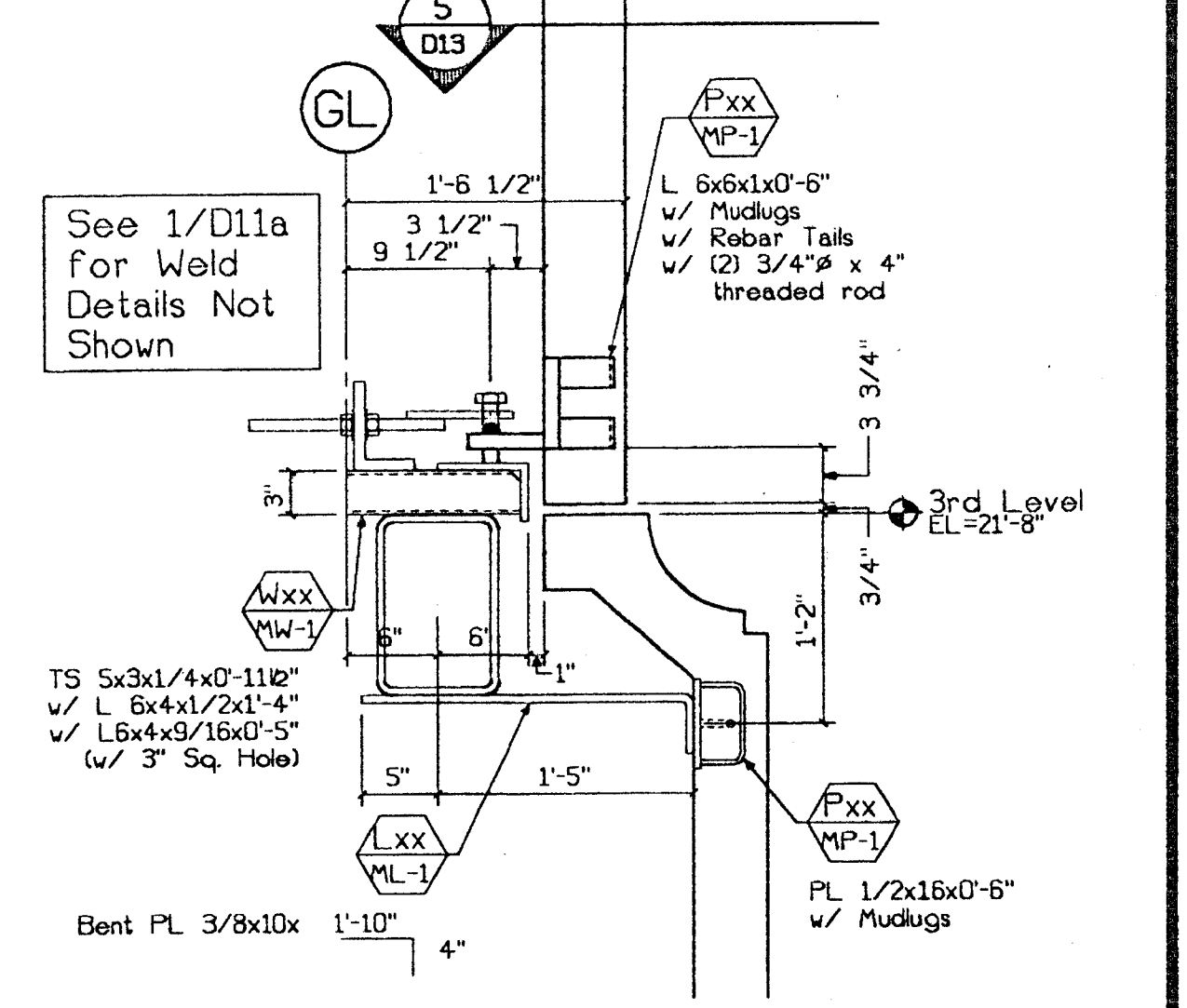
2 Conn. Section  
D13 1"=1'-0" Type: Bottom



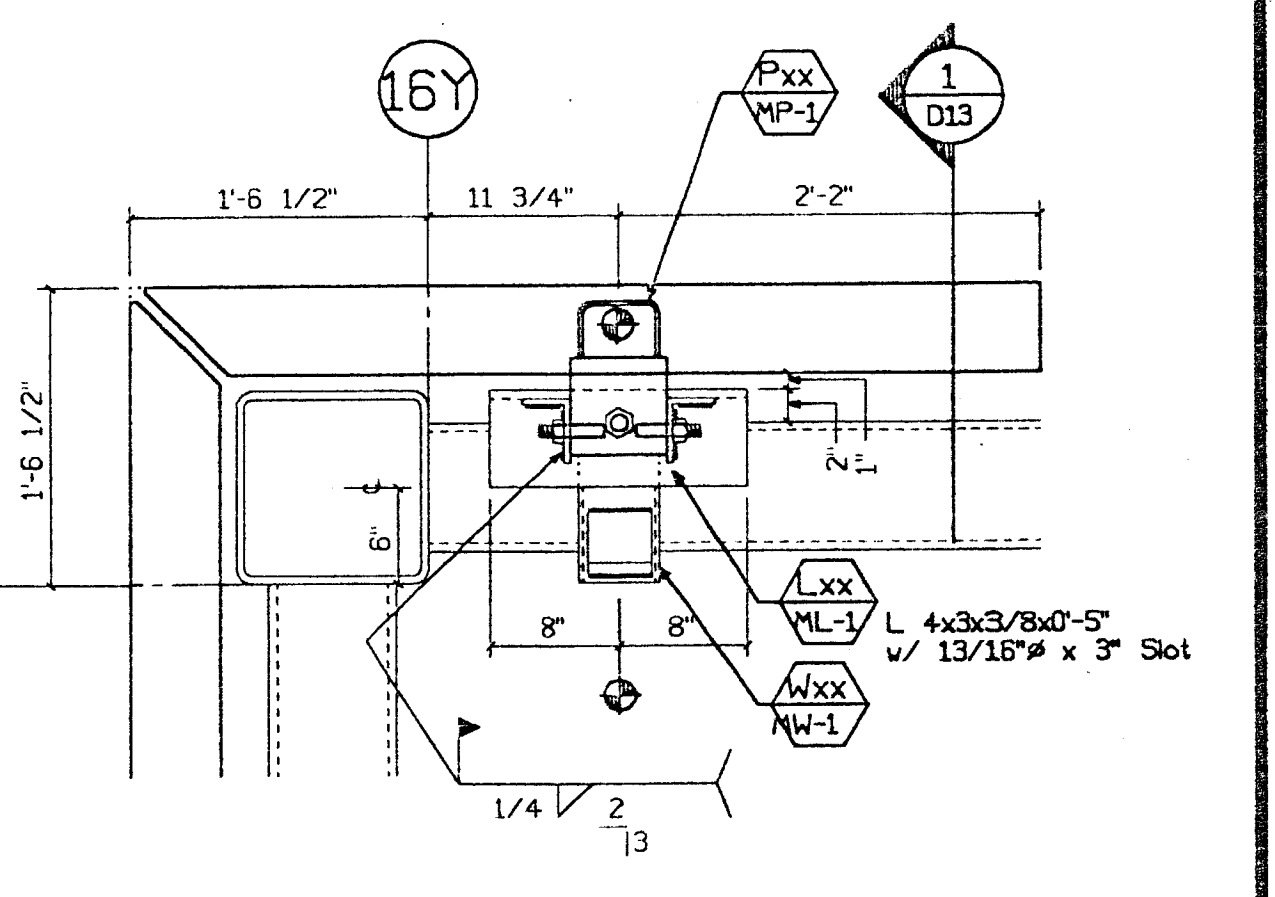
6 Conn. Section  
D13 1"=1'-0" Type: Bottom



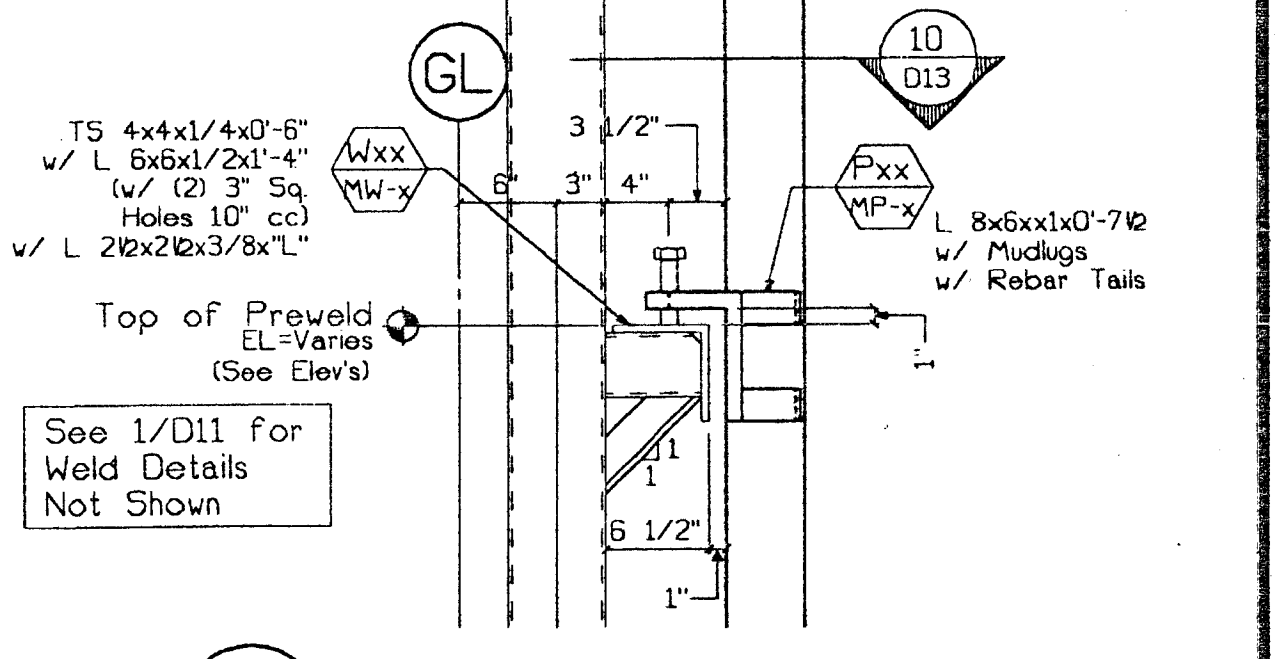
10 Conn. Plan  
D13 1"=1'-0" Type: Bottom




5 Conn. Section  
D13 1"=1'-0" Type: Top  
Type: Bottom



16Y Conn. Section  
D13 1"=1'-0" Type: Bottom




9 Conn. Section  
D13 1"=1'-0" Type: Bottom



10 Conn. Section  
D13 1"=1'-0" Type: Bottom

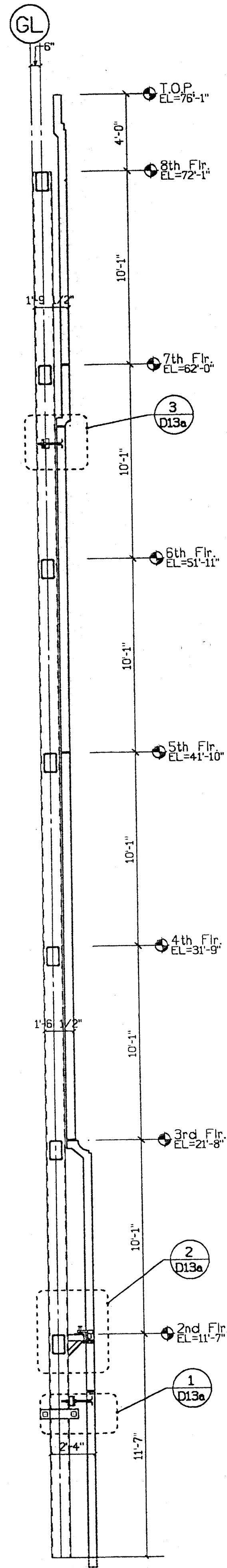
English Harper Ruffa  
Structural Engineer  
Date: 3/20/00

Approved for Construction  
Date: 3/17/00

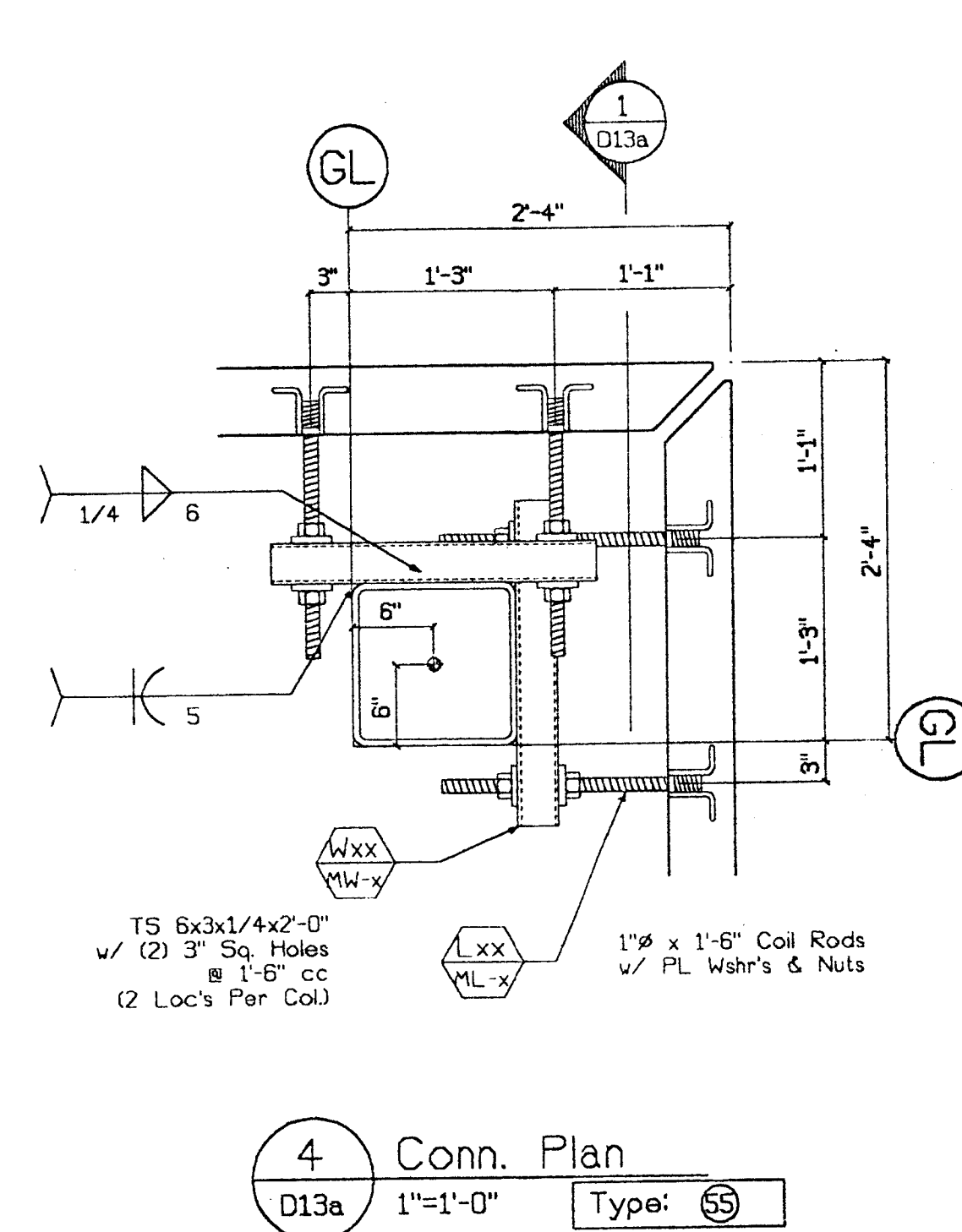
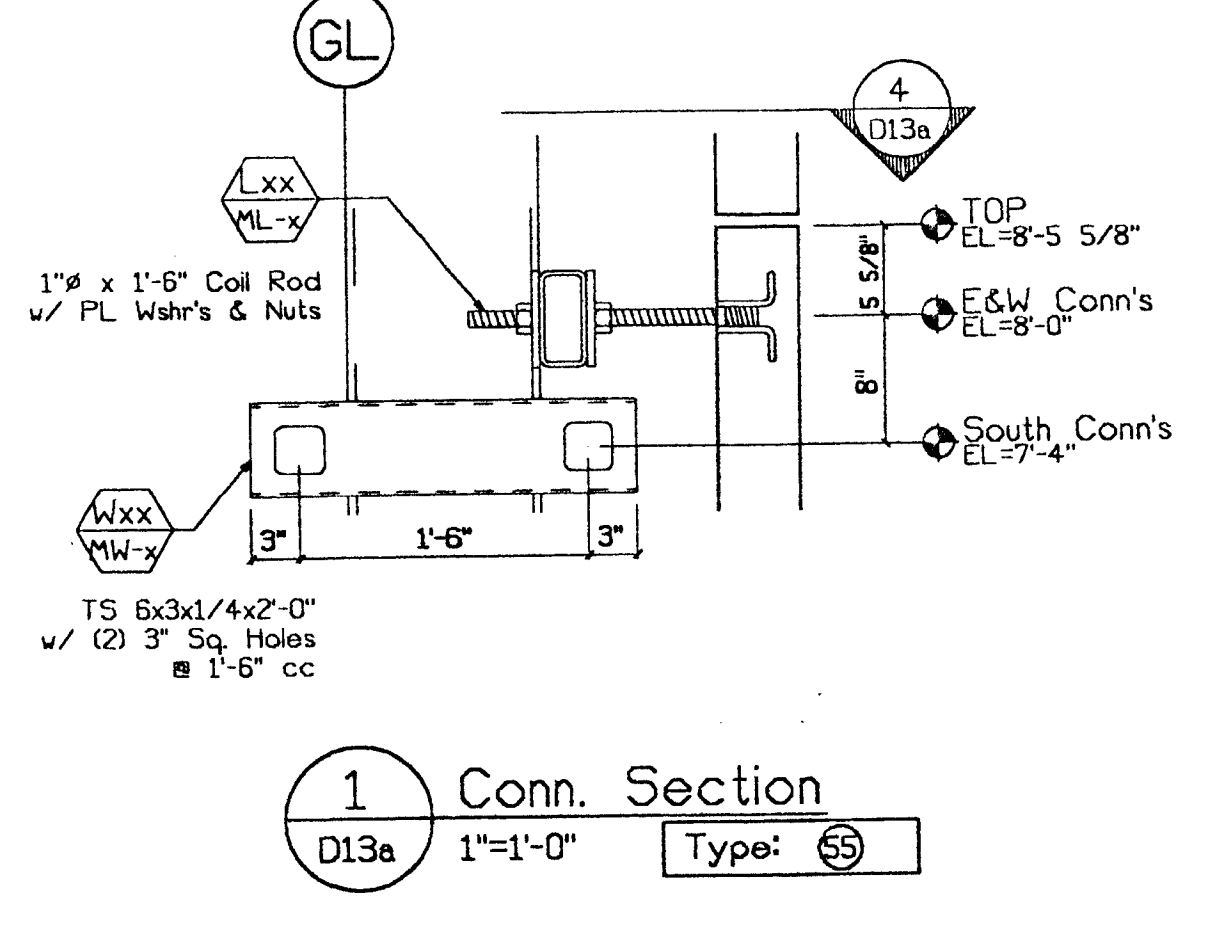
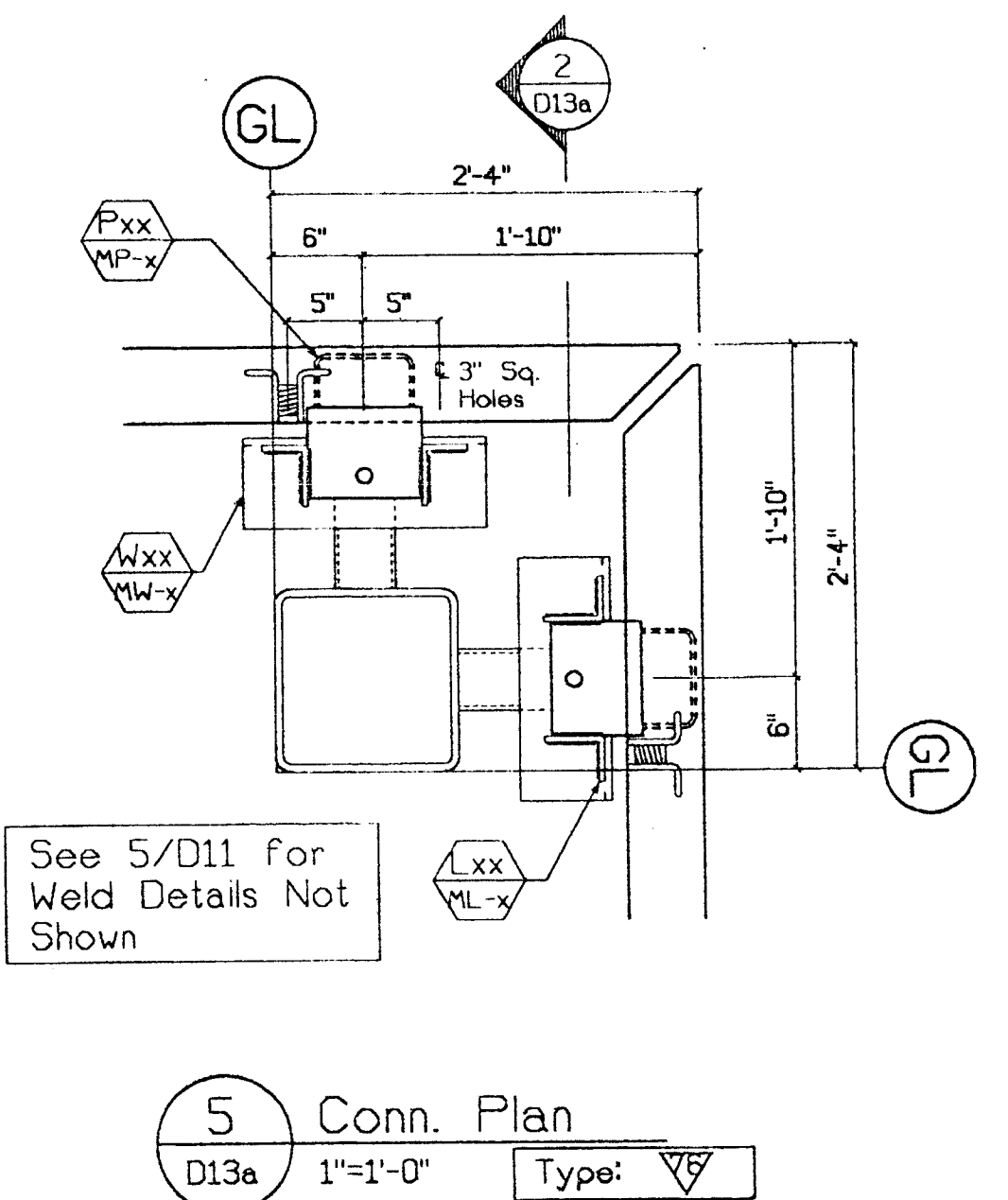
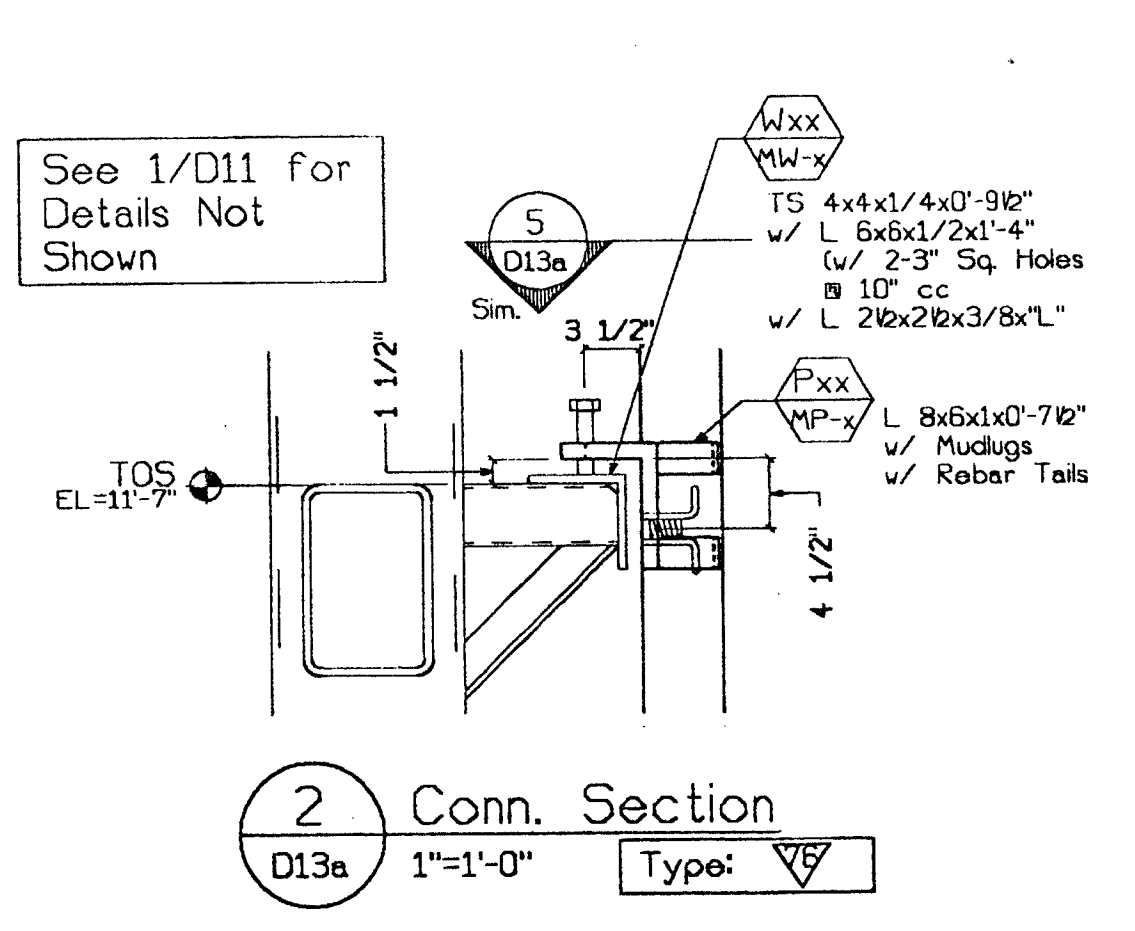
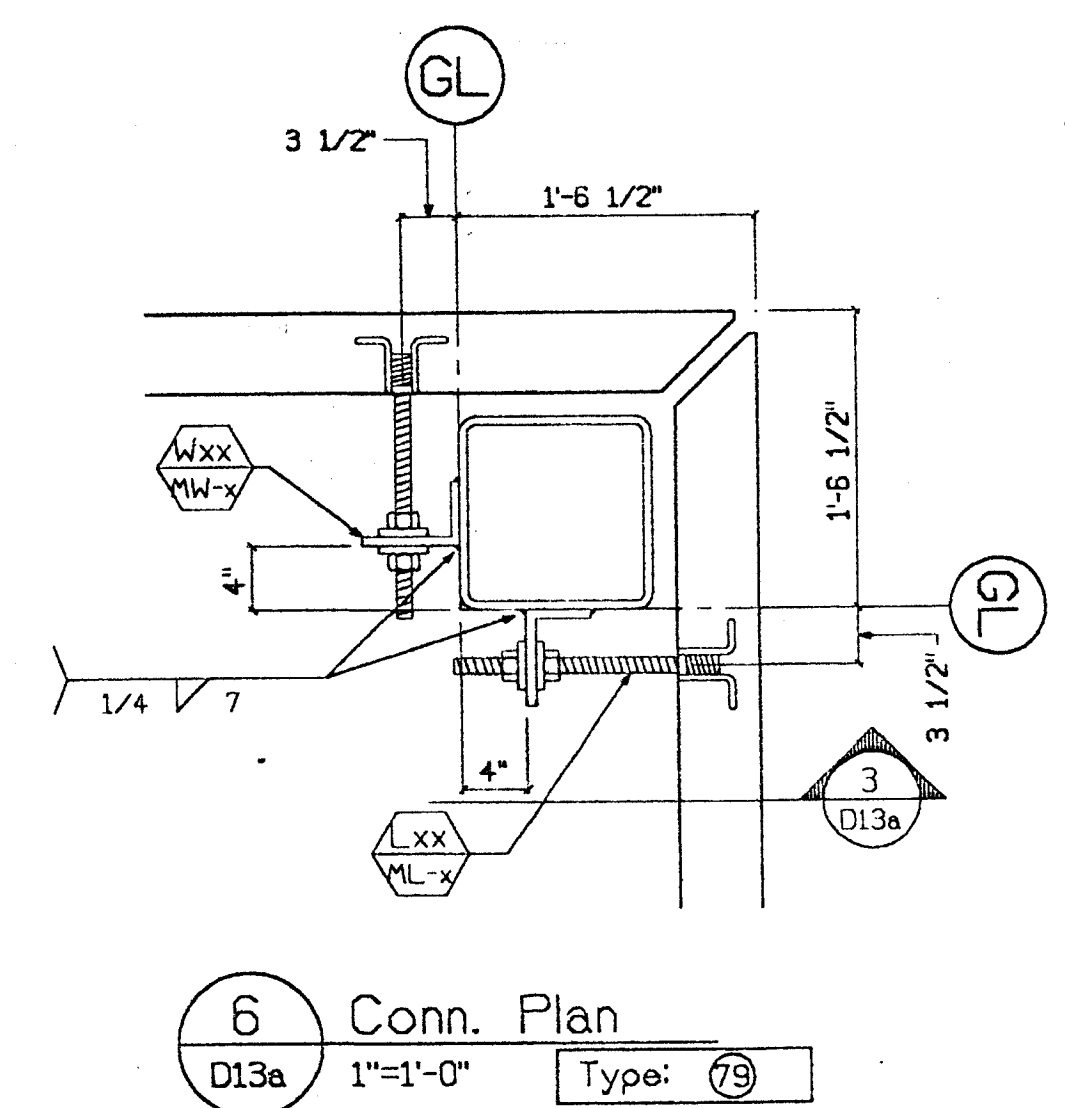
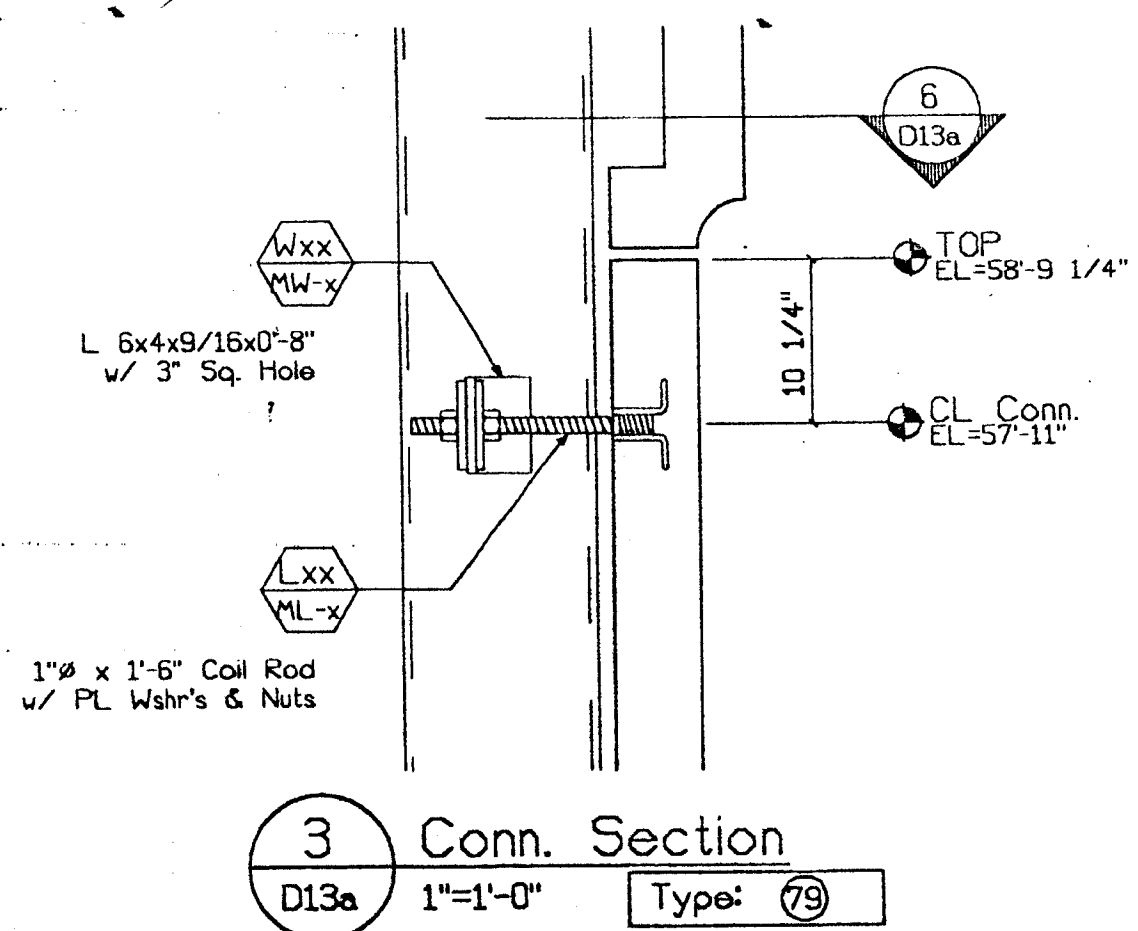


SUBMITTED  
MAR 17 2000  
CLARK PACIFIC

CLARK PACIFIC 1999 ALL RIGHTS RESERVED		ISSUED FOR CONSTRUCTION		APPROVED		DATE		BY		CHK.	
ALL DRAWINGS AND WRITTEN MATERIAL APPEARING HEREIN CONSTITUTE THE ORIGINAL UNPUBLISHED WORK OF CLARK PACIFIC. PROTECTED BY COPYRIGHT, AND THE SAME MAY NOT BE DUPLICATED, USED, OR DISCLOSED WITHOUT THE WRITTEN CONSENT OF CLARK PACIFIC.		SUBMITTED		JM		3/17/00					
		ITEM		BY		DATE		REV.		DESCRIPTION	
										REVISIONS	
		PROJECT:		Stockton CA. Parking Garage		SCALE: As Noted		DATE: 10/11/99		DRAWN BY: JM	
		GENERAL CONTRACTOR:		Turner Constr.		CHECKED BY:				JOB NO. 1282	
		DRAWING NUMBER		D-13		CONNECTION DETAILS (PARKING)					



C Building Section  
D13a 1/4"=1'-0"




Approved \_\_\_\_\_  
 Approved as corrected  
 Revise and Resubmit  
 Rejected

Review is only for general conformance with the design concept in the contract documents. Any action shown is subject to the requirements of the plans and specifications. Contractor is responsible for dimensions which shall be confirmed and corrected at the job site; fabrication processes and techniques of construction; coordination of his work with that of all other trades; and satisfactory performance of his work.  
 Review / approval neither extends nor alters any contractual obligations of the Architect or Contractor.

ENGLISH HARPER RETA  
 ARCHITECTS  
 By: BAH Date: 3/20/00

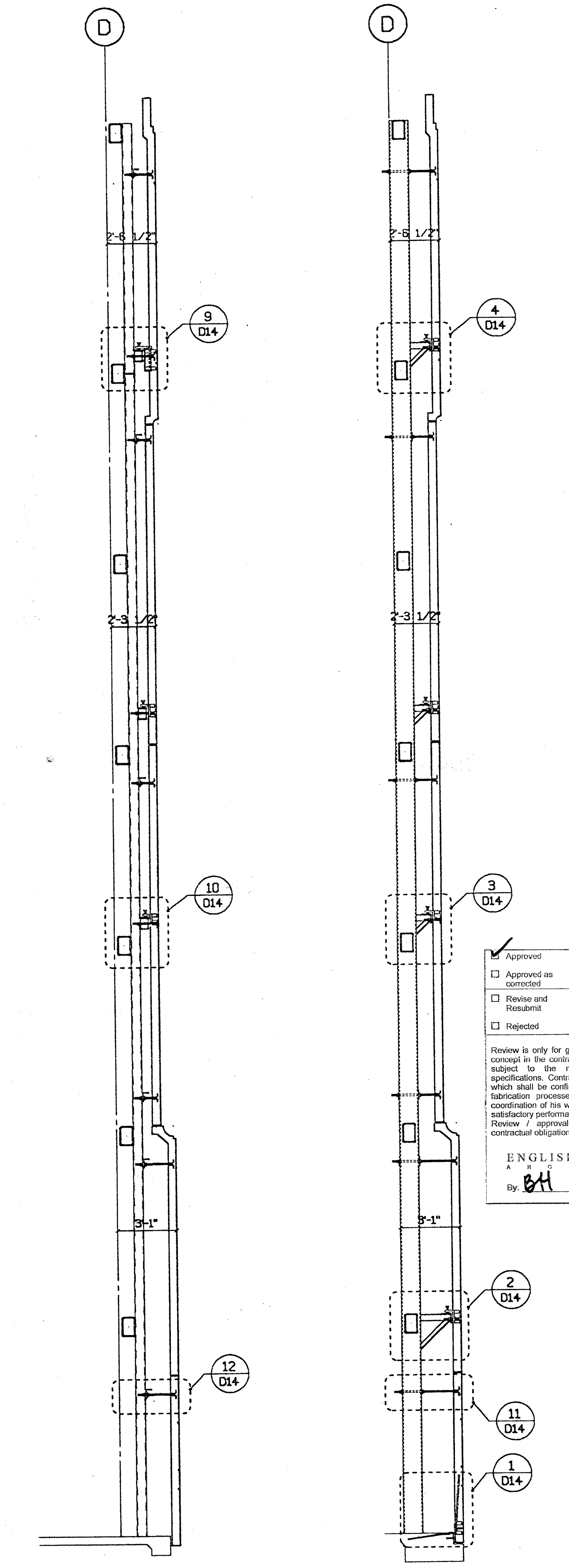
RECEIVED  
 MAR 7 12 00 PM  
 TURNER CONSTRUCTION CO.

Submitted by: BAH  
 Date: 3/20/00



SUBMITTED  
 MAR 17 2000  
 CLARK PACIFIC

© CLARK PACIFIC 1999 ALL RIGHTS RESERVED <small>ALL DRAWINGS AND WRITTEN MATERIAL APPEARING HEREIN CONSTITUTE THE ORIGINAL, UNPUBLISHED WORK OF CLARK PACIFIC, PROTECTED BY COPYRIGHT, AND THE SAME MAY NOT BE REPRODUCED, USED, OR DISCLOSED WITHOUT THE WRITTEN CONSENT OF CLARK PACIFIC.</small>		ISSUED FOR CONSTRUCTION APPROVED _____ DATE: 2/27/00	CLARK PACIFIC 1880 South River Road West Sacramento CA 95691 TEL: (916) 371-0305 FAX: (916) 372-0323
SCALE: As Noted DATE: 2/27/00 PROJECT: Stockton CA, Parking Garage Connection Details (Parking)		GENERAL CONTRACTOR Turner Constr.	DRAWN BY: JM CHECKED BY: JOB NO. 1282 DRAWING NUMBER D-13a
SUBMITTED JM 3/17/00 ITEM BY DATE REV. DESCRIPTION DATE BY CHK.	REVISIONS		



A Building Section  
D14 1/8"=1'-0"

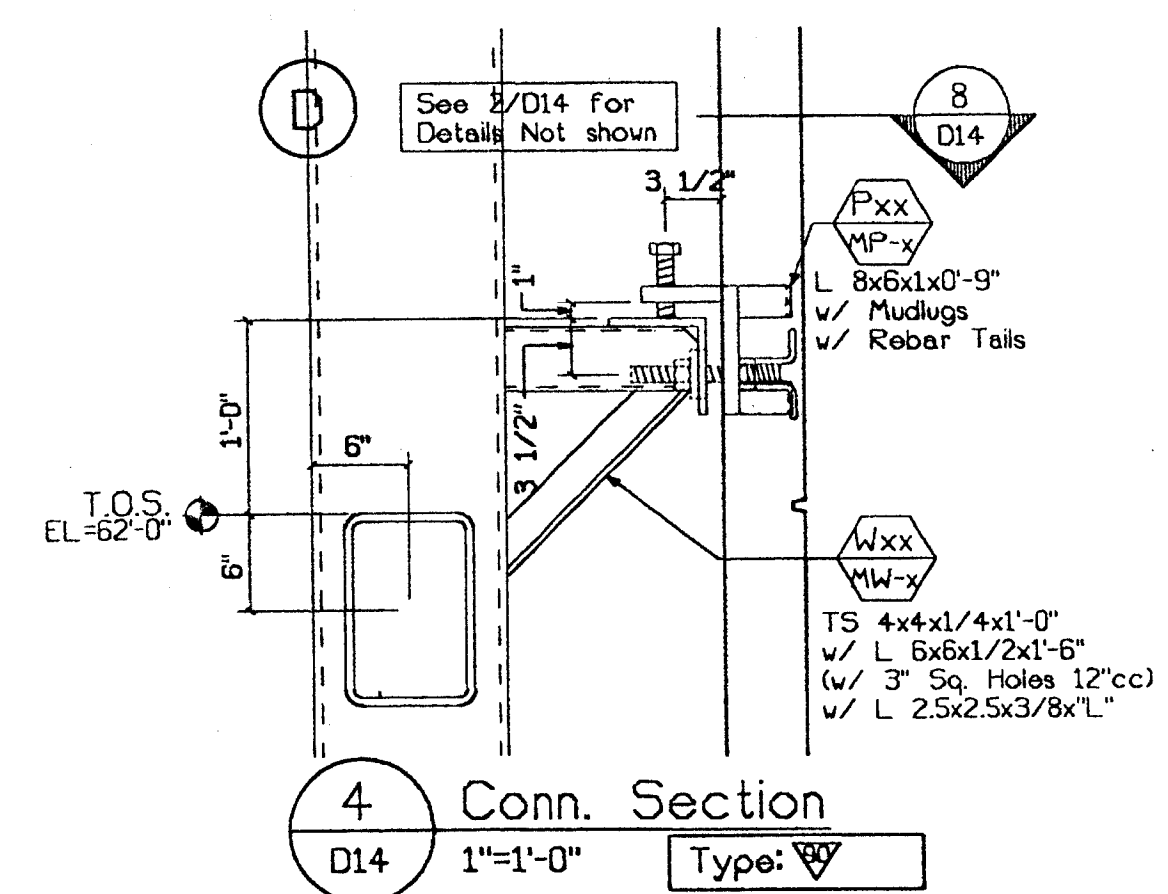
B Building Section  
D14 1/8"=1'-0"

Approved  
 Approved as corrected  
 Revise and Resubmit  
 Rejected

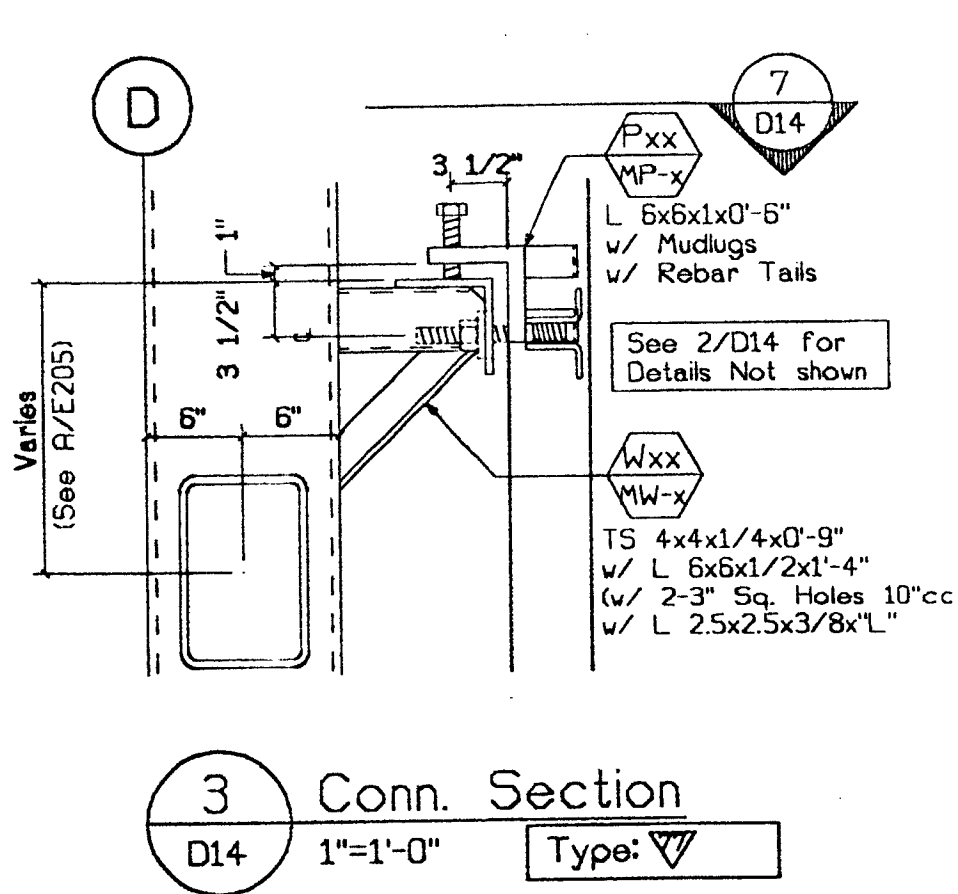
Fabrication / Installation may be undertaken. Approval does not authorize changes to the Contract Sum or Contract time.  
Fabrication / Installation MAY NOT be undertaken, in resubmitting, limit corrections to items marked.

Review is only for general conformance with the design concept in the contract documents. Any action shown is subject to the requirements of the plans and specifications. Contractor is responsible for: dimensions which shall be confirmed and consisted at the job site; fabrication processes and techniques of construction; coordination of his work with that of all other trades; and satisfactory performance of his work.  
Review / approval neither extends nor alters any contractual obligations of the Architect or Contractor.

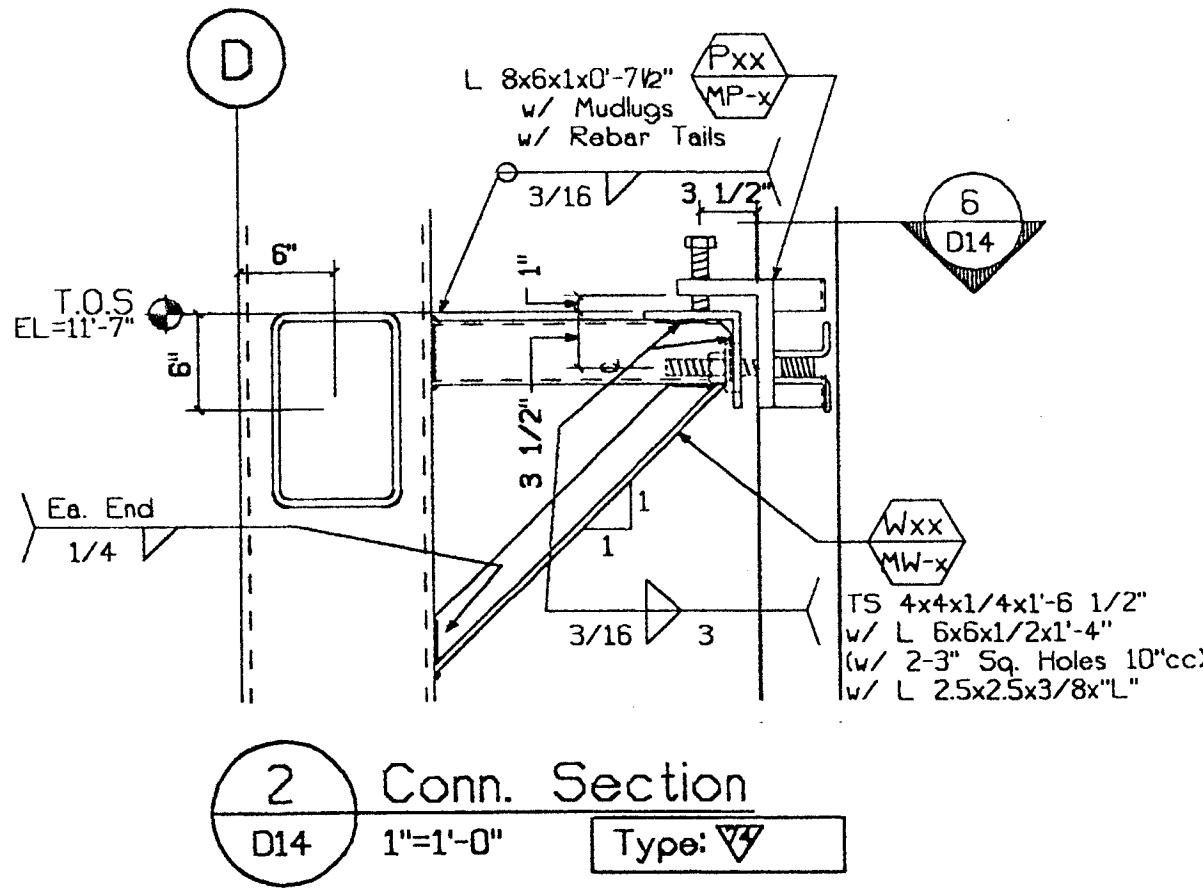
ENGLISH HARPER RETA  
ARCHITECTS  
By: *BH* Date: 3/28/00



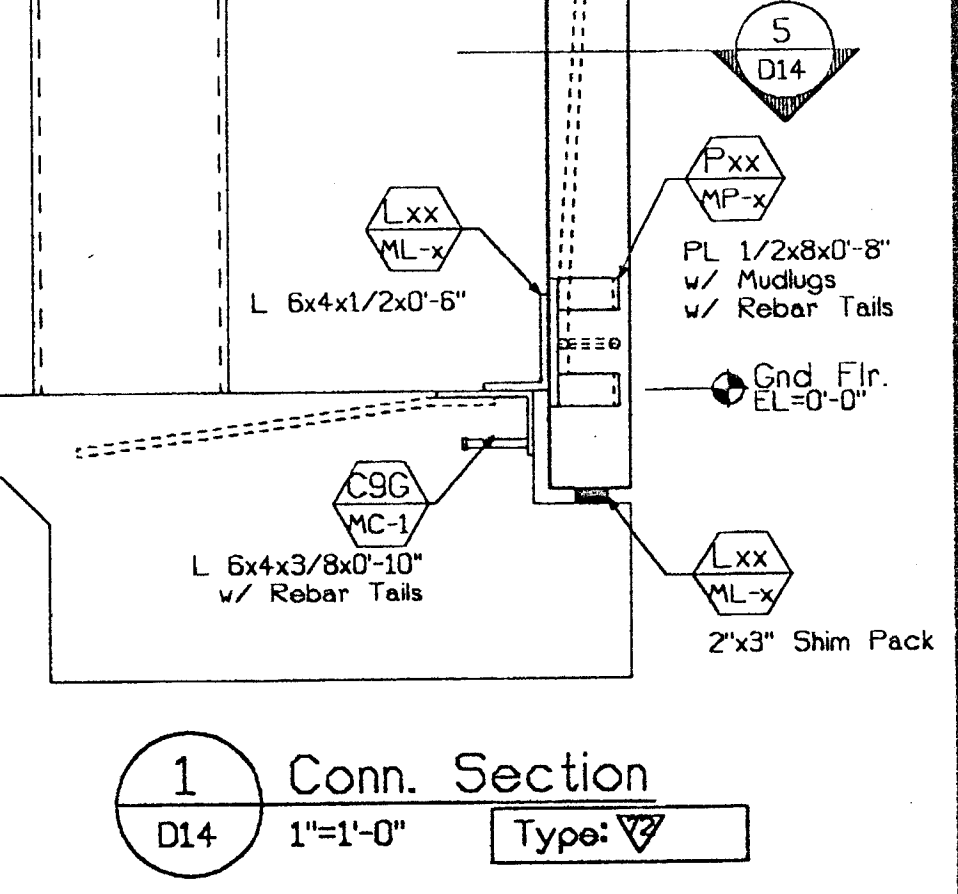
4 Conn. Section  
D14 1"=1'-0" Type: ▽



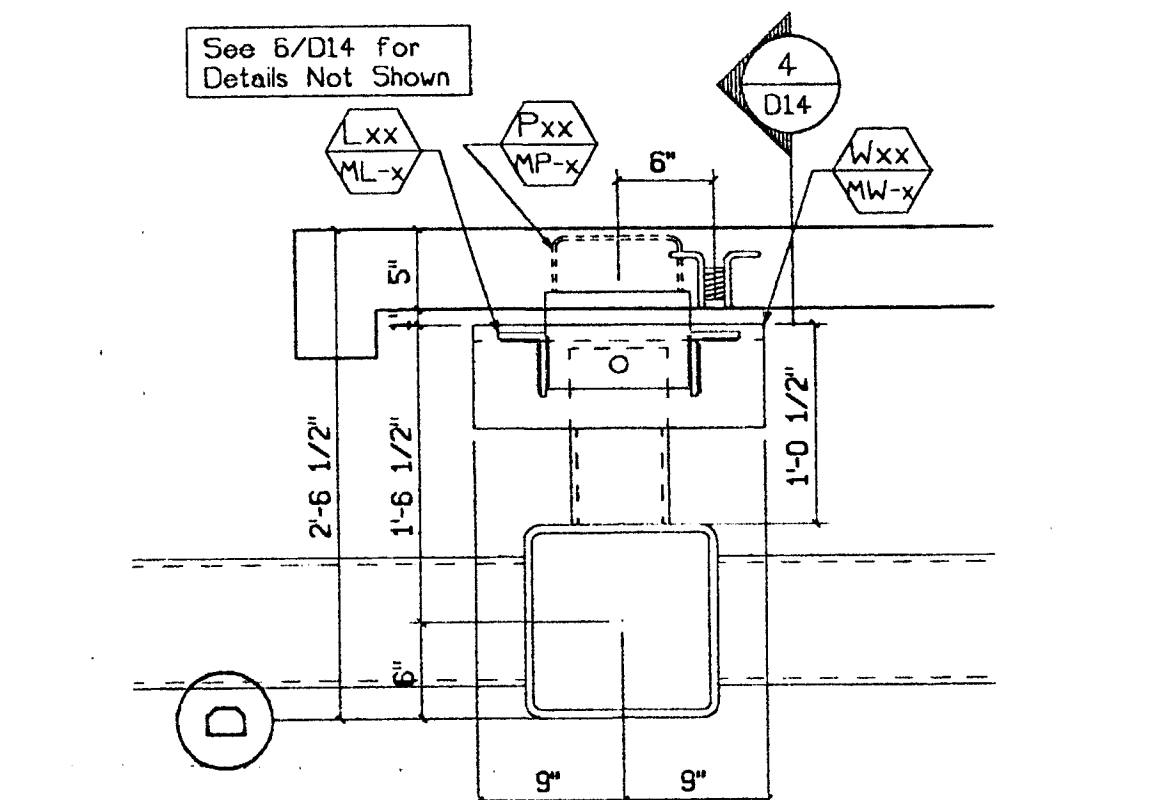
3 Conn. Section  
D14 1"=1'-0" Type: ▽



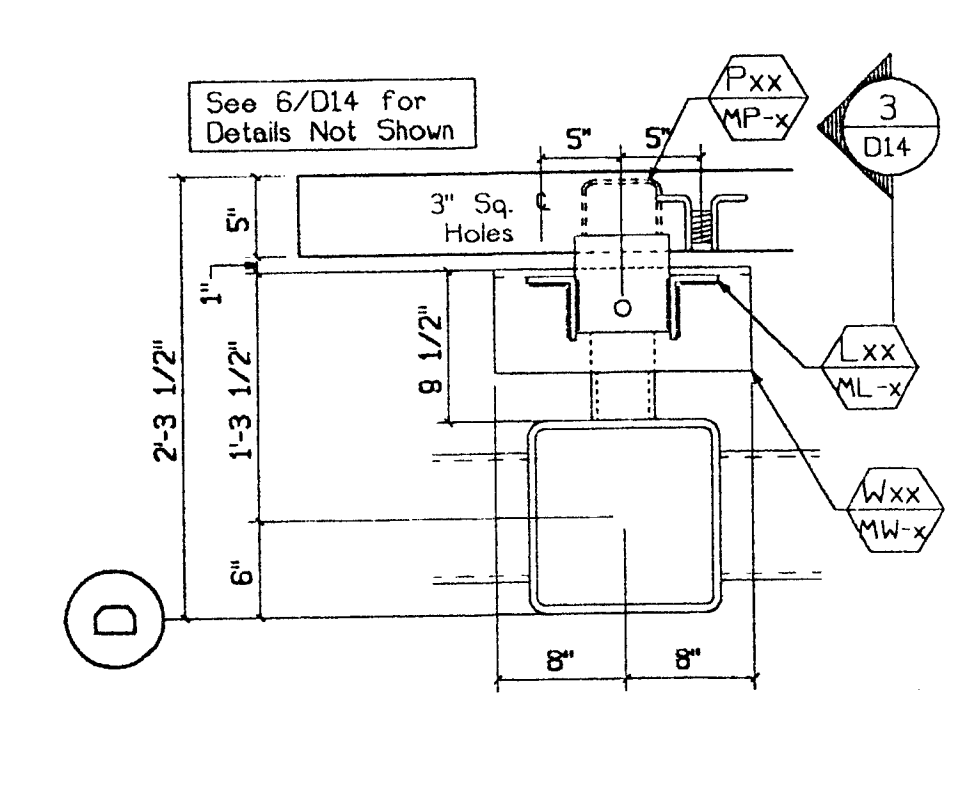
2 Conn. Section  
D14 1"=1'-0" Type: ▽



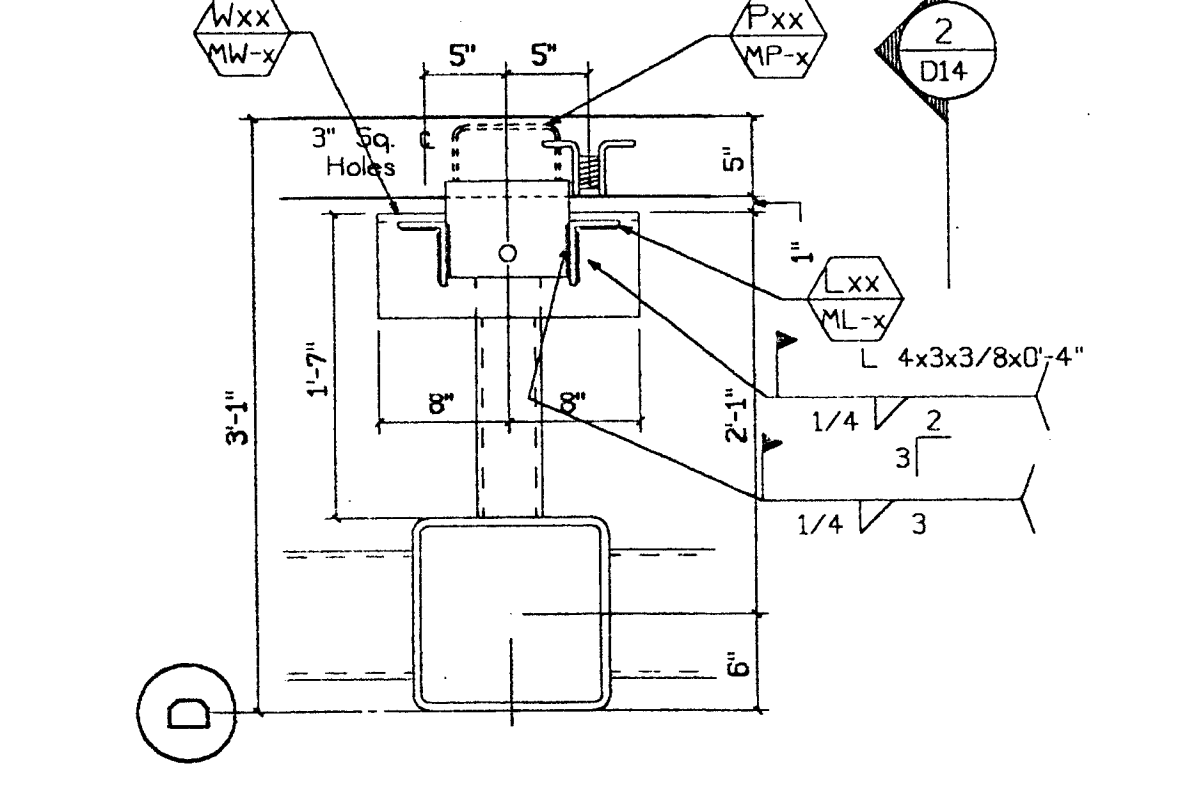
1 Conn. Section  
D14 1"=1'-0" Type: ▽



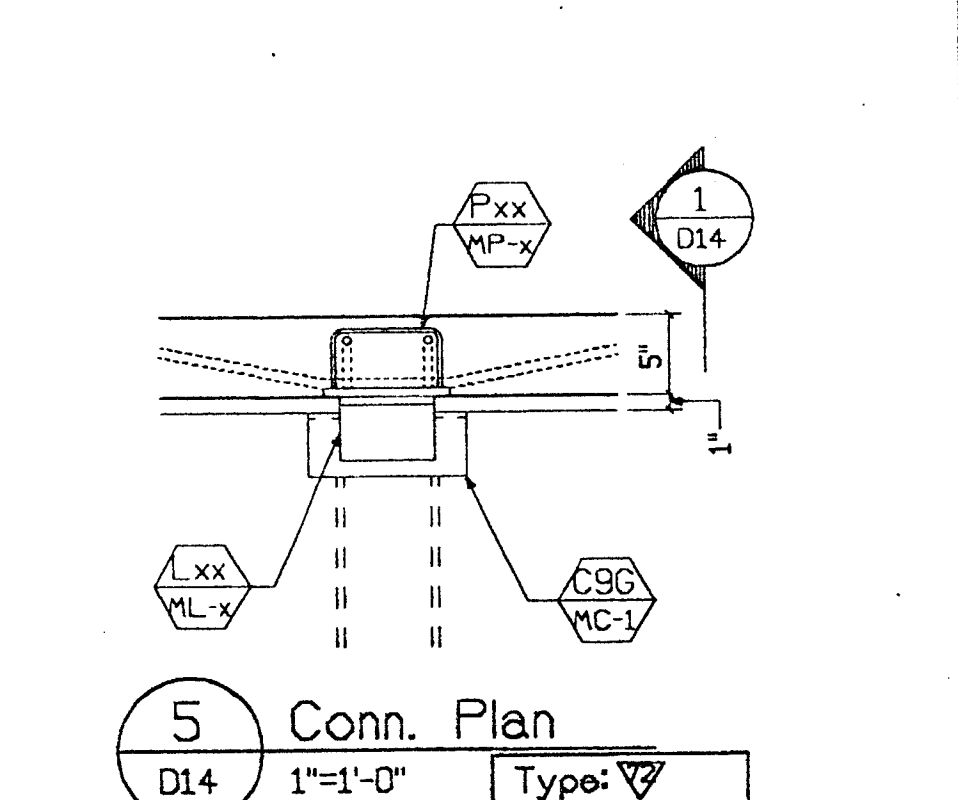
8 Conn. Plan  
D14 1"=1'-0" Type: ▽



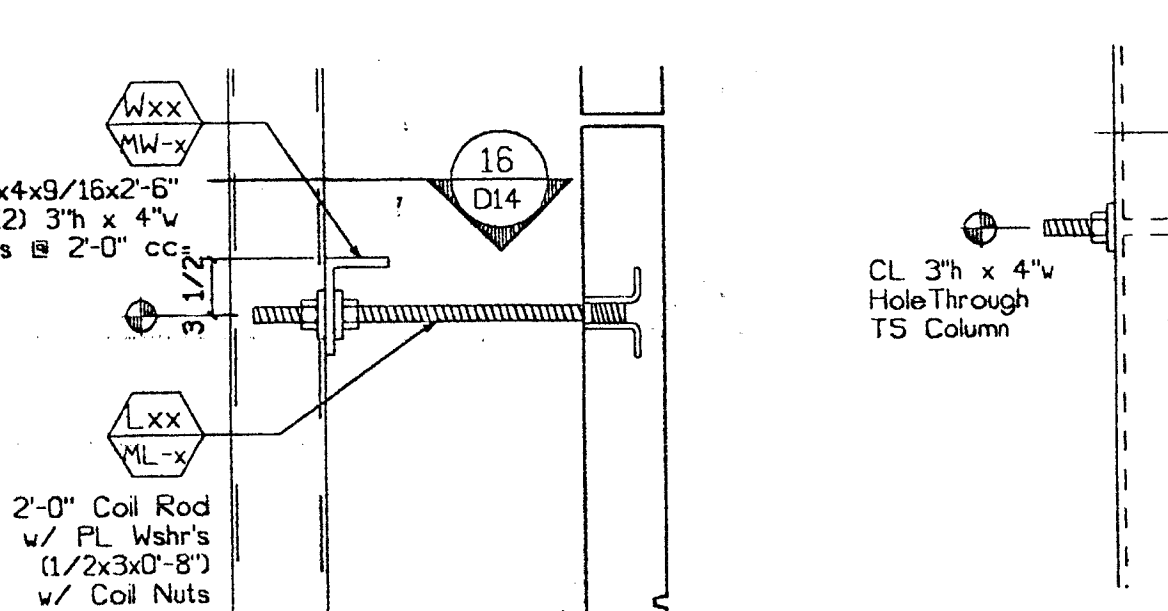
7 Conn. Plan  
D14 1"=1'-0" Type: ▽



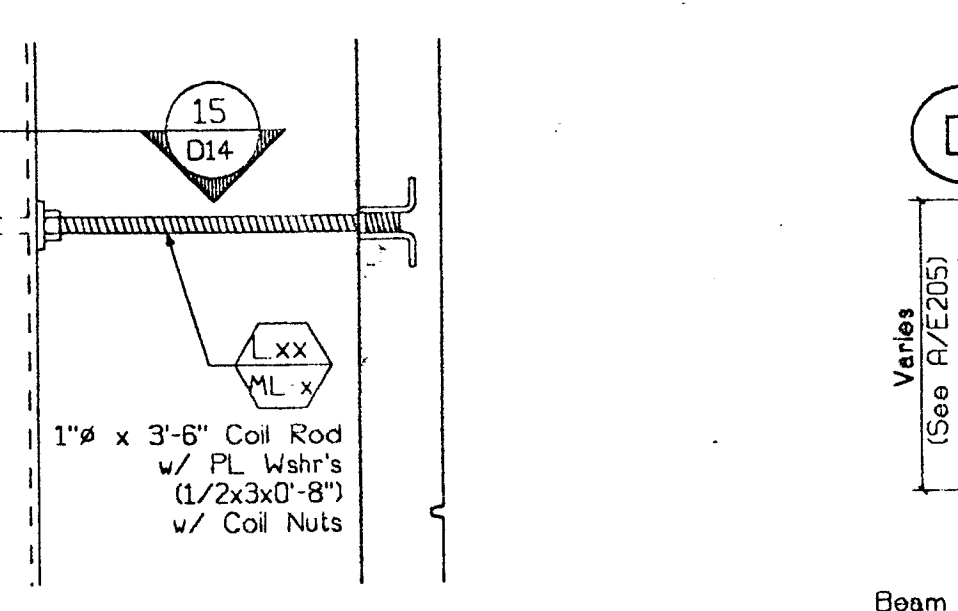
6 Conn. Plan  
D14 1"=1'-0" Type: ▽



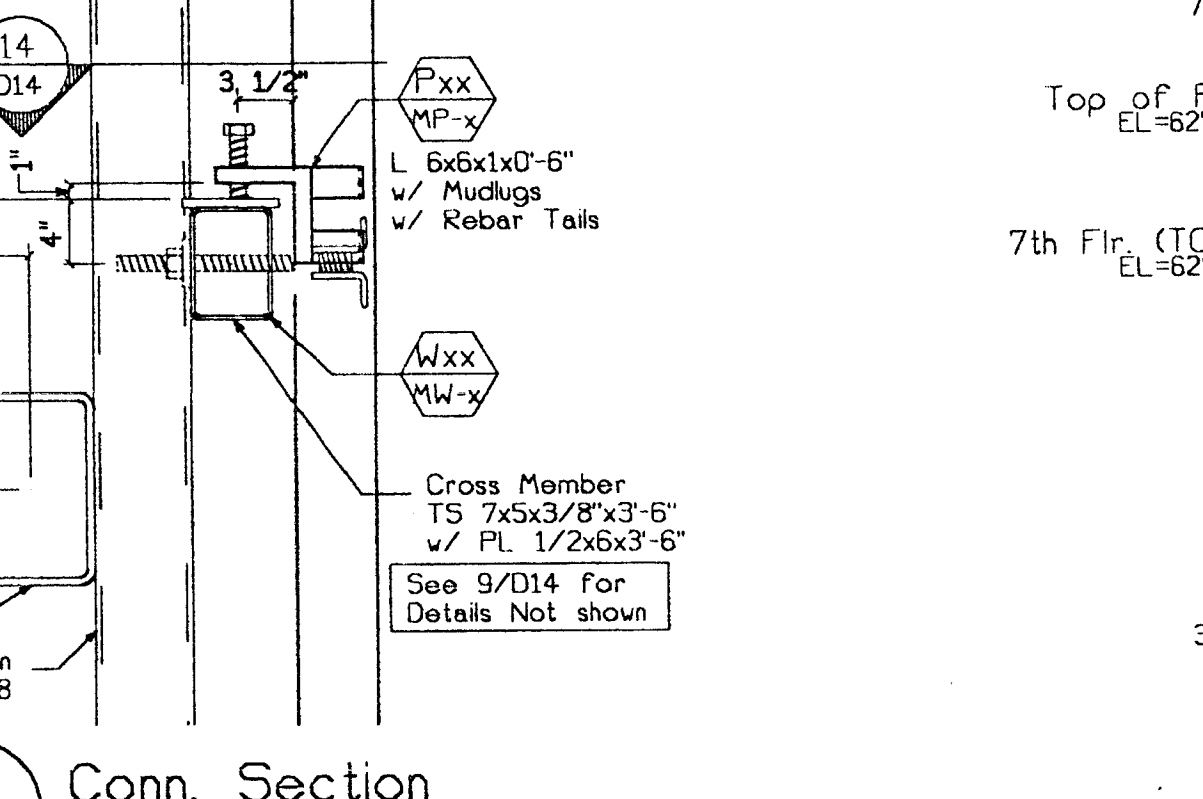
5 Conn. Plan  
D14 1"=1'-0" Type: ▽



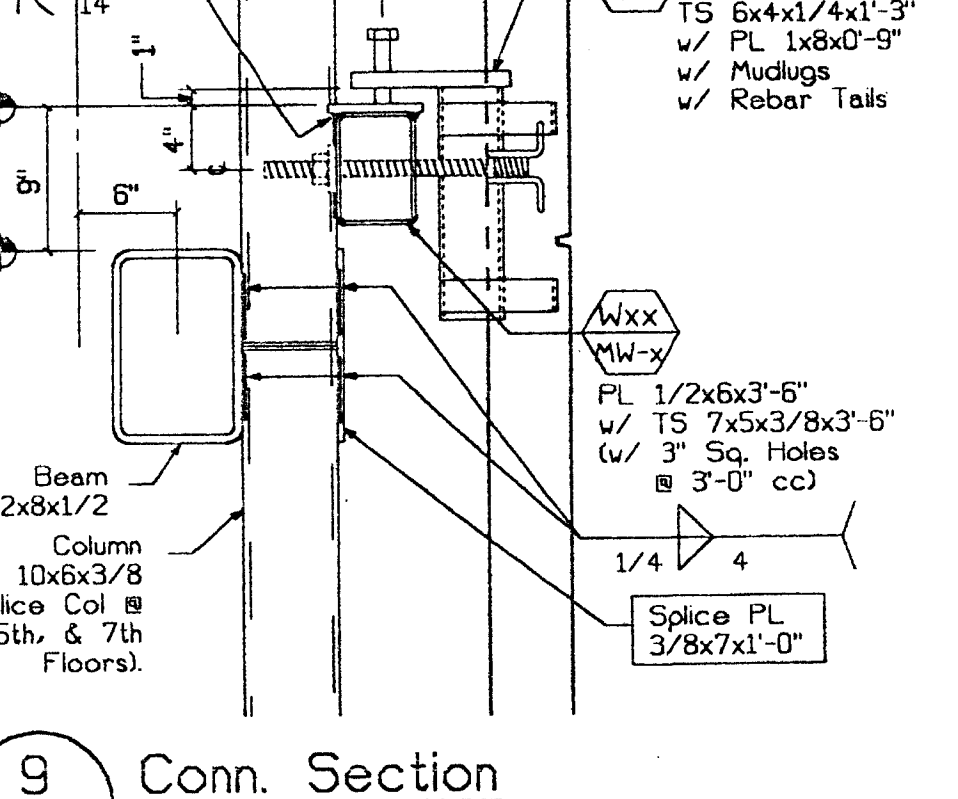
12 Conn. Section  
D14 1"=1'-0" Type: ⊕



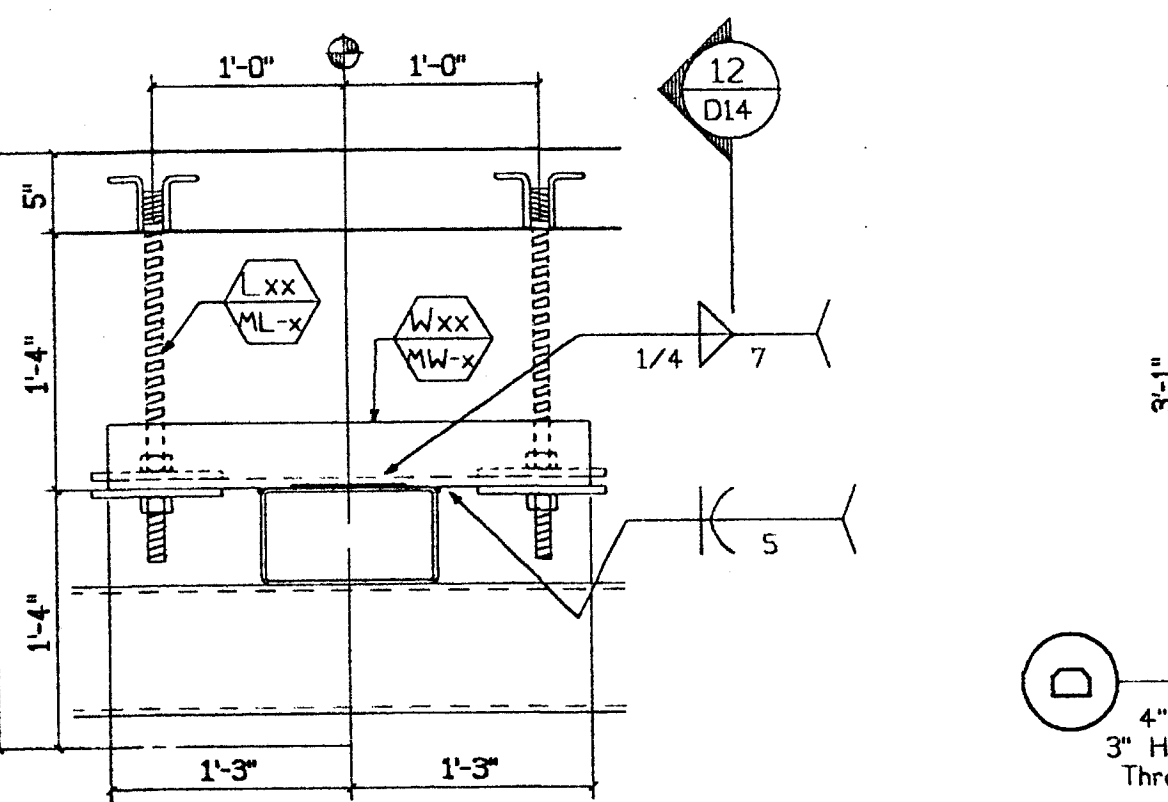
11 Conn. Section  
D14 1"=1'-0" Type: ⊕



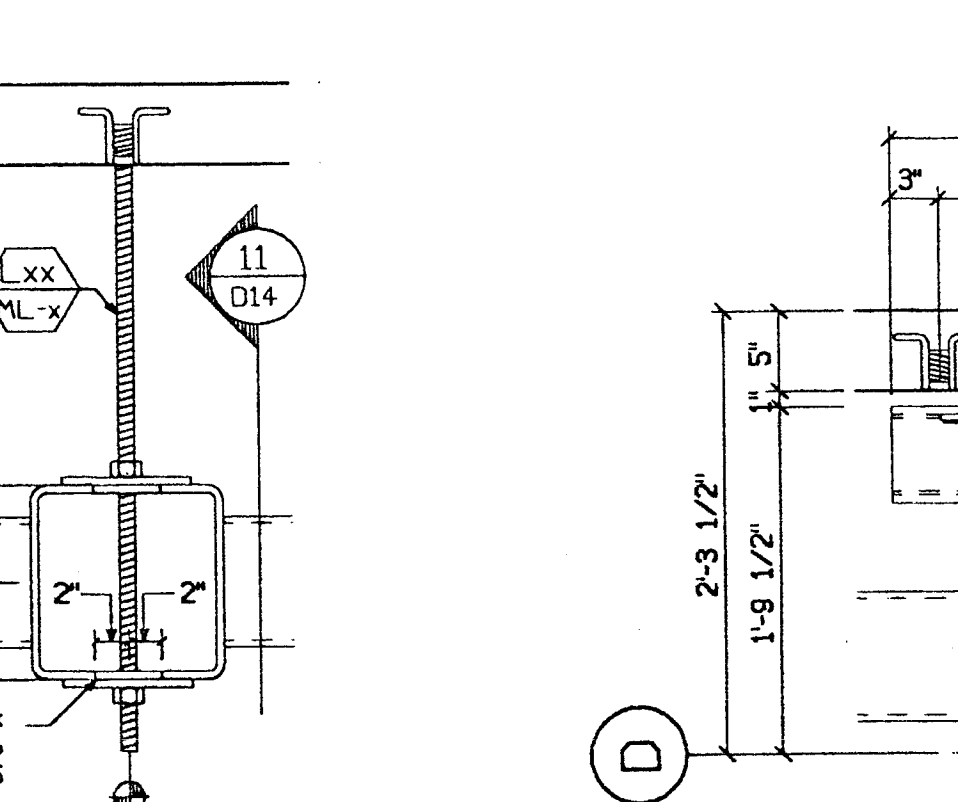
10 Conn. Section  
D14 1"=1'-0" Type: ▽



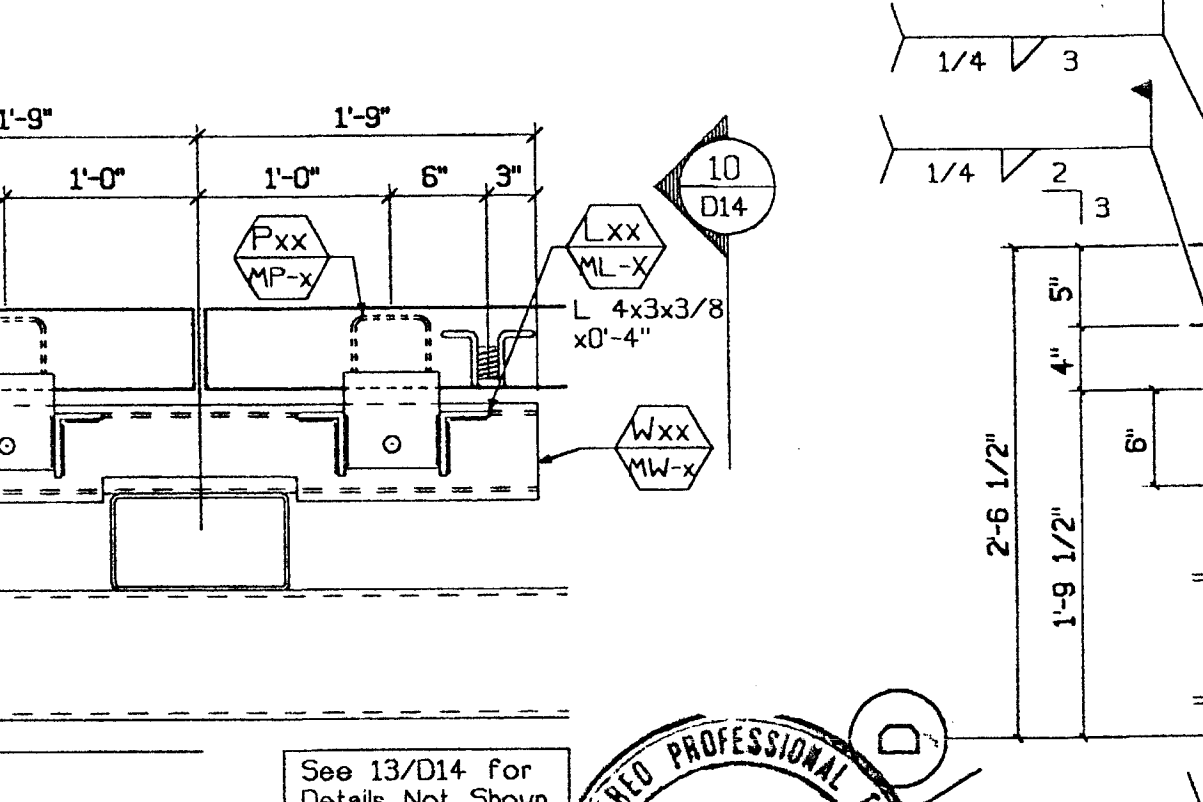
9 Conn. Section  
D14 1"=1'-0" Type: ▽



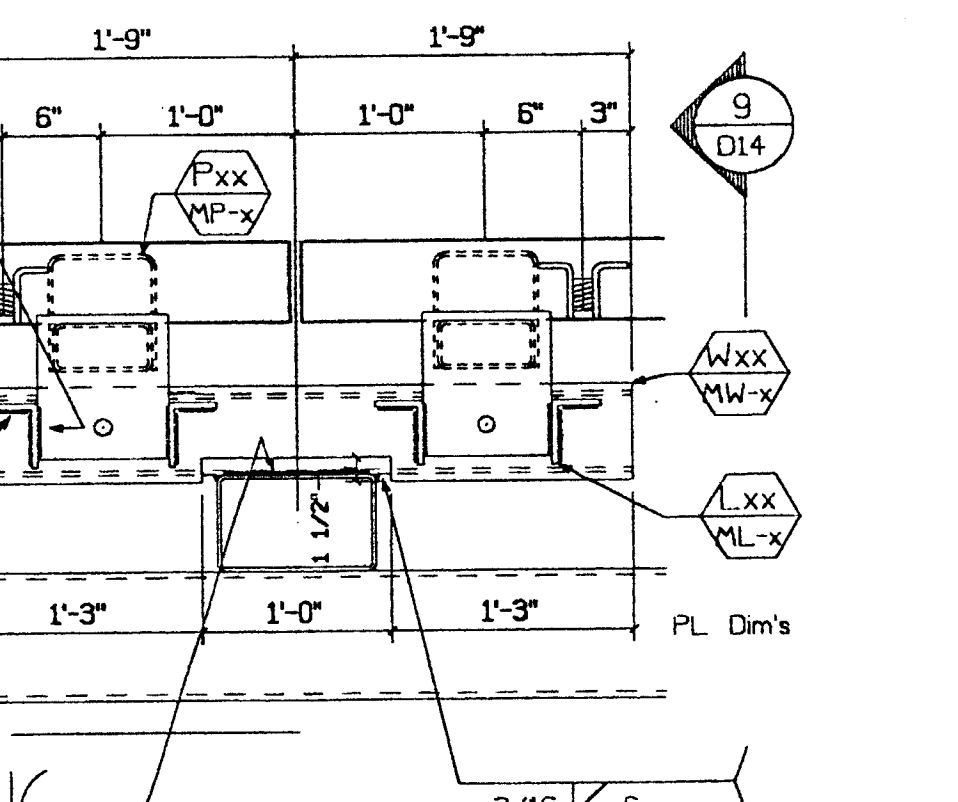
16 Conn. Plan  
D14 1"=1'-0" Type: ⊕



15 Conn. Plan  
D14 1"=1'-0" Type: ⊕



14 Conn. Plan  
D14 1"=1'-0" Type: ▽



13 Conn. Plan  
D14 1"=1'-0" Type: ▽

Reviewed for General Conference with the Contract Documents. This review does not relieve the subcontractor of the responsibility for making the work conform to the requirements of the contract. The subcontractor is responsible for all dimensions, correct fabrication and accurate fit with the work of other trades.

TURNER CONSTRUCTION CO.  
Submitted: *02470-06*  
Specification #  
Date: *3/27/00*

RECEIVED  
MAR 2 1 2000  
TURNER CONSTRUCTION CO.

CLARK PACIFIC 1999  
ALL RIGHTS RESERVED

ALL DRAWINGS AND WRITTEN MATERIAL APPEARING HEREIN CONSTITUTE THE ORIGINAL UNPUBLISHED WORK OF CLARK PACIFIC, PROTECTED BY COPYRIGHT, AND THE SAME MAY NOT BE DUPLICATED, USED, OR DISCLOSED WITHOUT THE WRITTEN CONSENT OF CLARK PACIFIC.

ISSUED FOR CONSTRUCTION		
APPROVED	DATE	BY
<input checked="" type="checkbox"/>		
DATE	BY	CHK.
REVISIONS		
ITEM	BY	DATE

REGISTERED PROFESSIONAL ENGINEER  
WILLIAM D. BEVIER  
No. 2271  
Exp. 3/31/01  
STRUCTURAL  
STATE OF CALIFORNIA

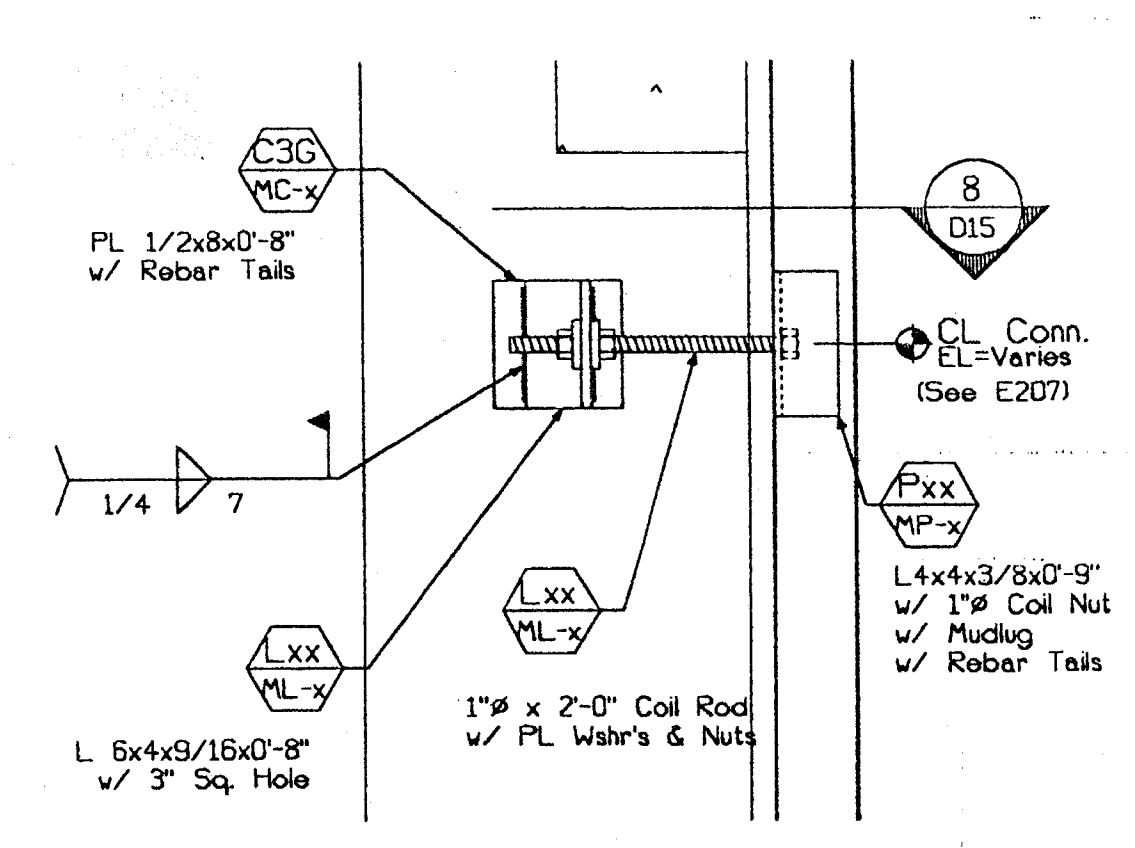
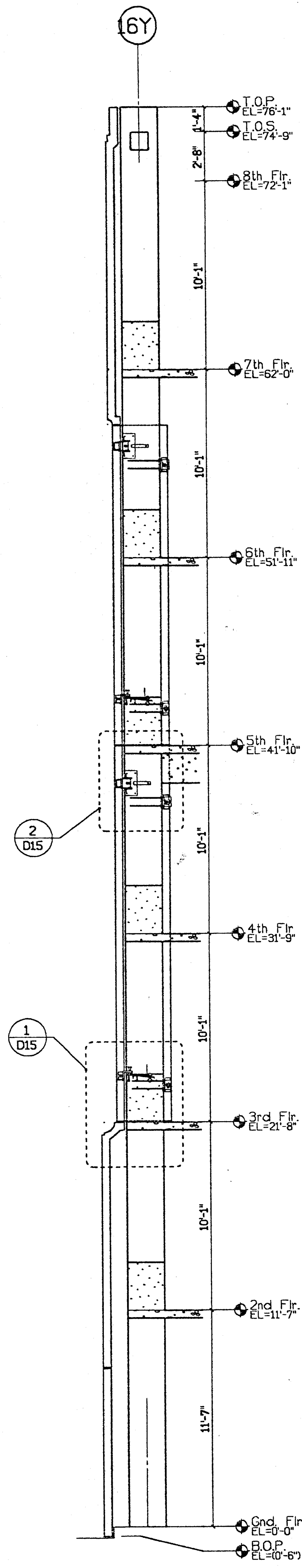
CLARK PACIFIC  
1980 South River Road  
West Sacramento CA 95691  
TEL: (916) 371-0305  
FAX: (916) 372-0323

SCALE: As Noted  
DATE: 12/14/99  
PROJECT: Stockton CA, Parking Garage  
Connection Details (Parking)

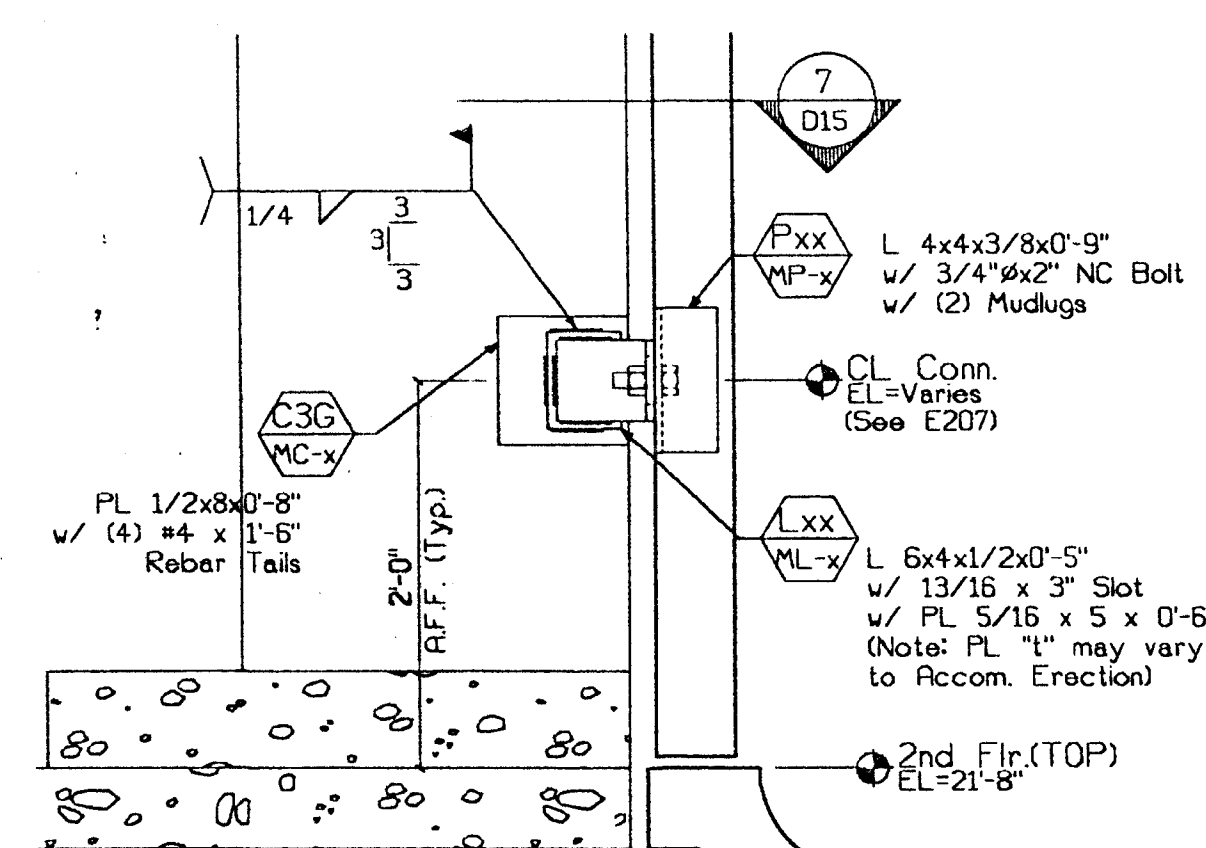
GENERAL CONTRACTOR  
Turner Constr.

DRAWN BY: JM  
CHECKED BY:  
JOB NO. 1282  
DRAWING NUMBER D-14

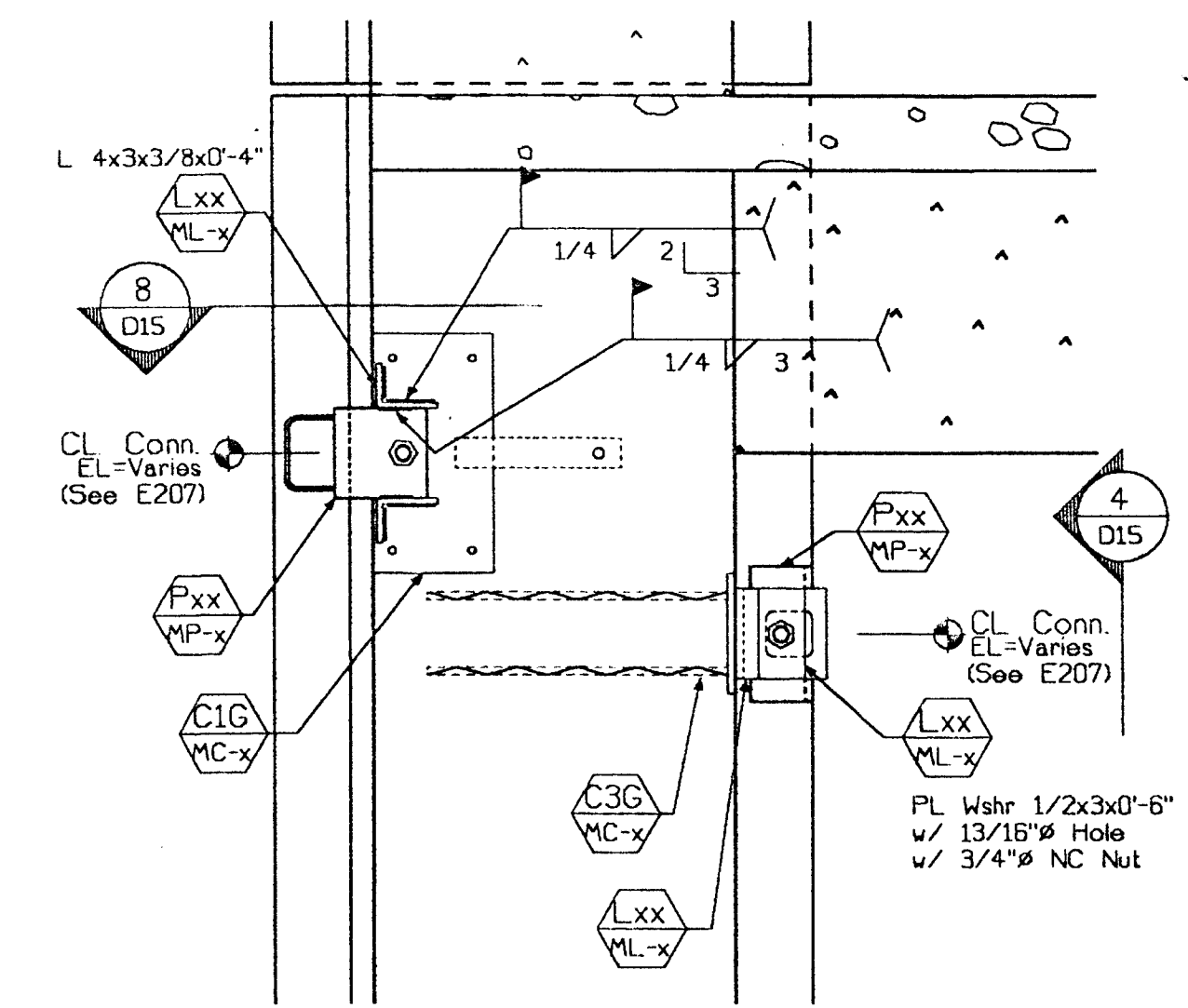
SUBMITTED  
MAR 17 2000  
CLARK PACIFIC



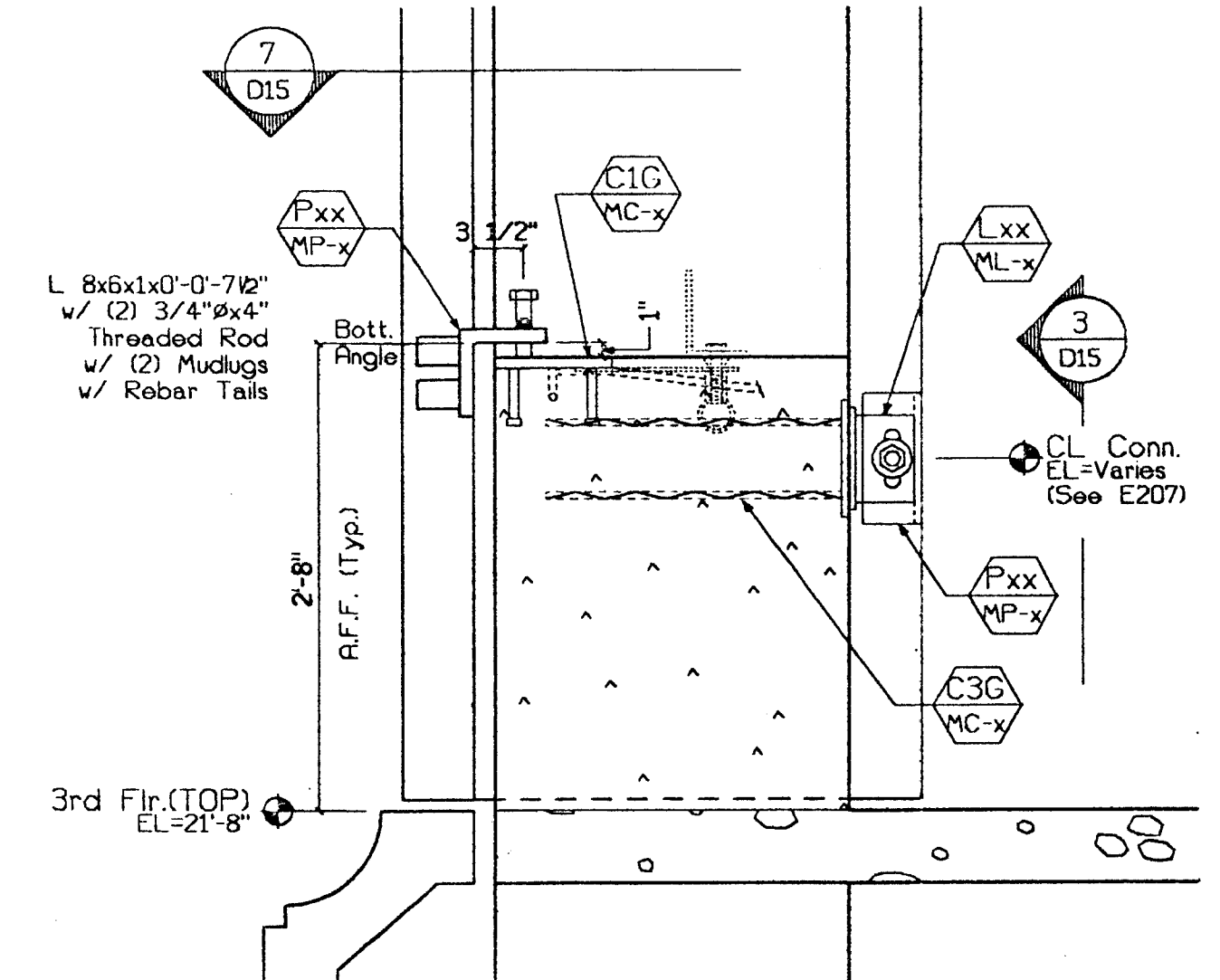
4 Conn. Section  
DIS 1"-1'-0" Type:



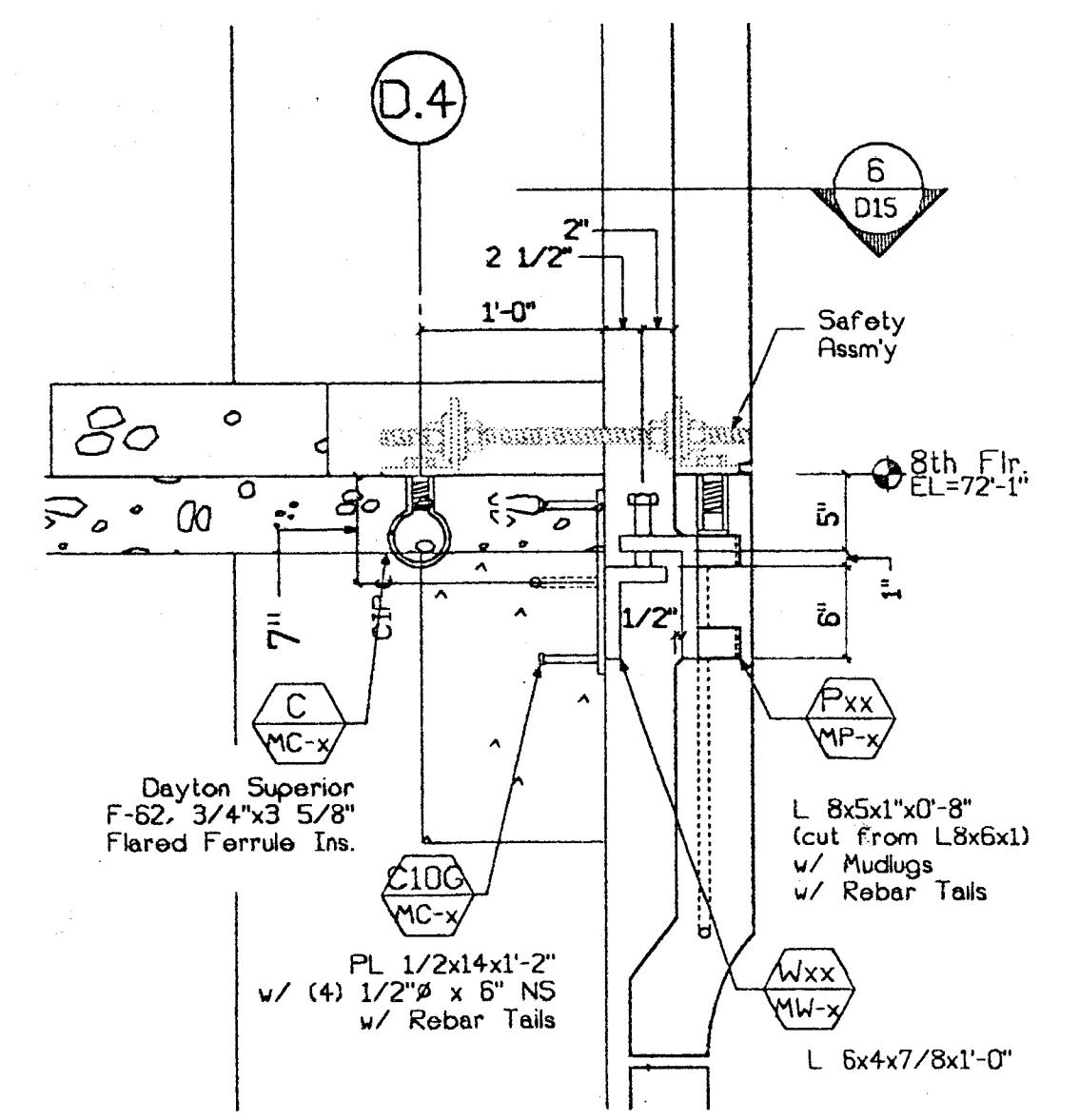
3 Conn. Section  
DIS 1"-1'-0" Type:



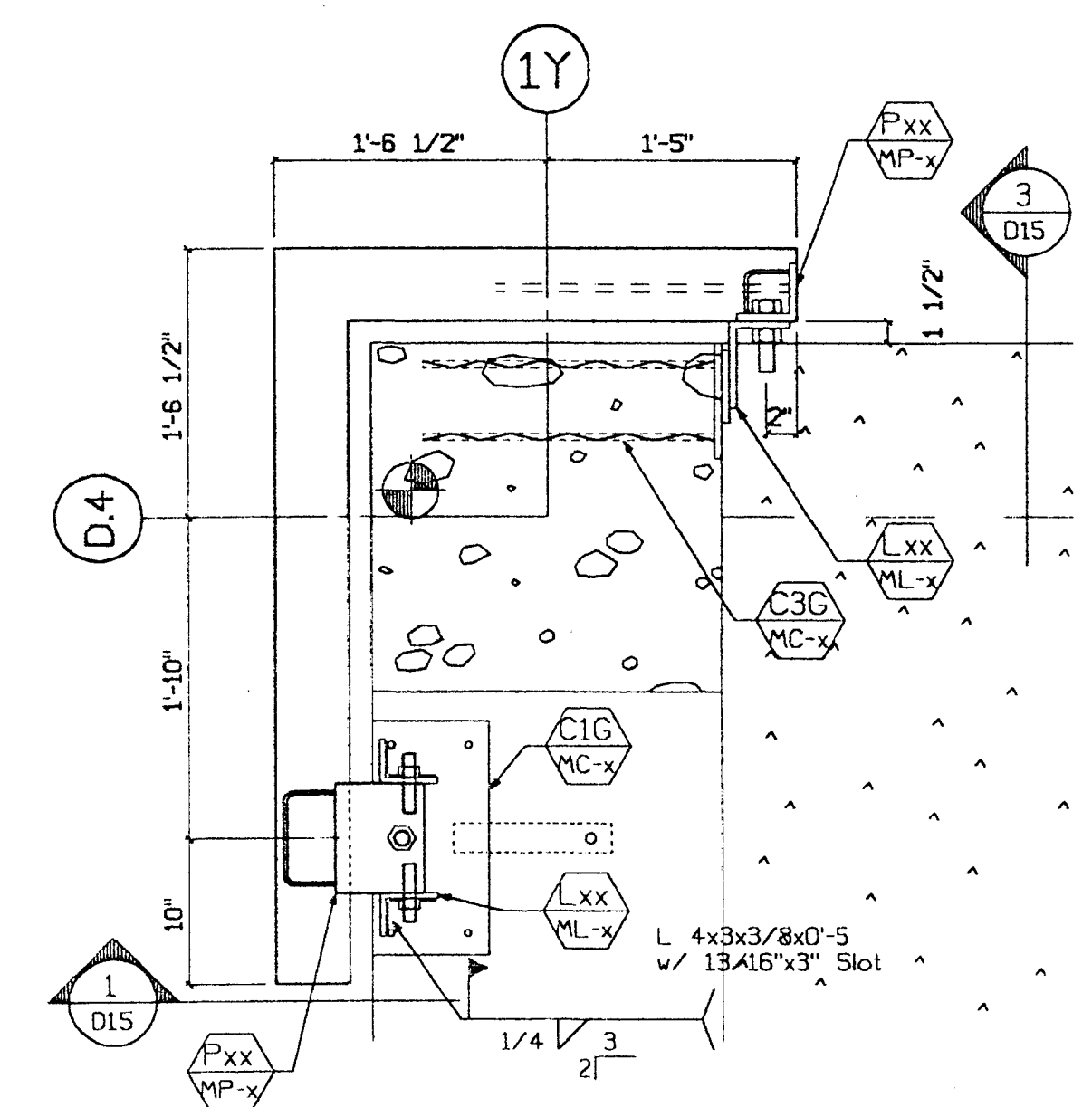
2 Conn. Section  
DIS 1"-1'-0" Type:   
Type:



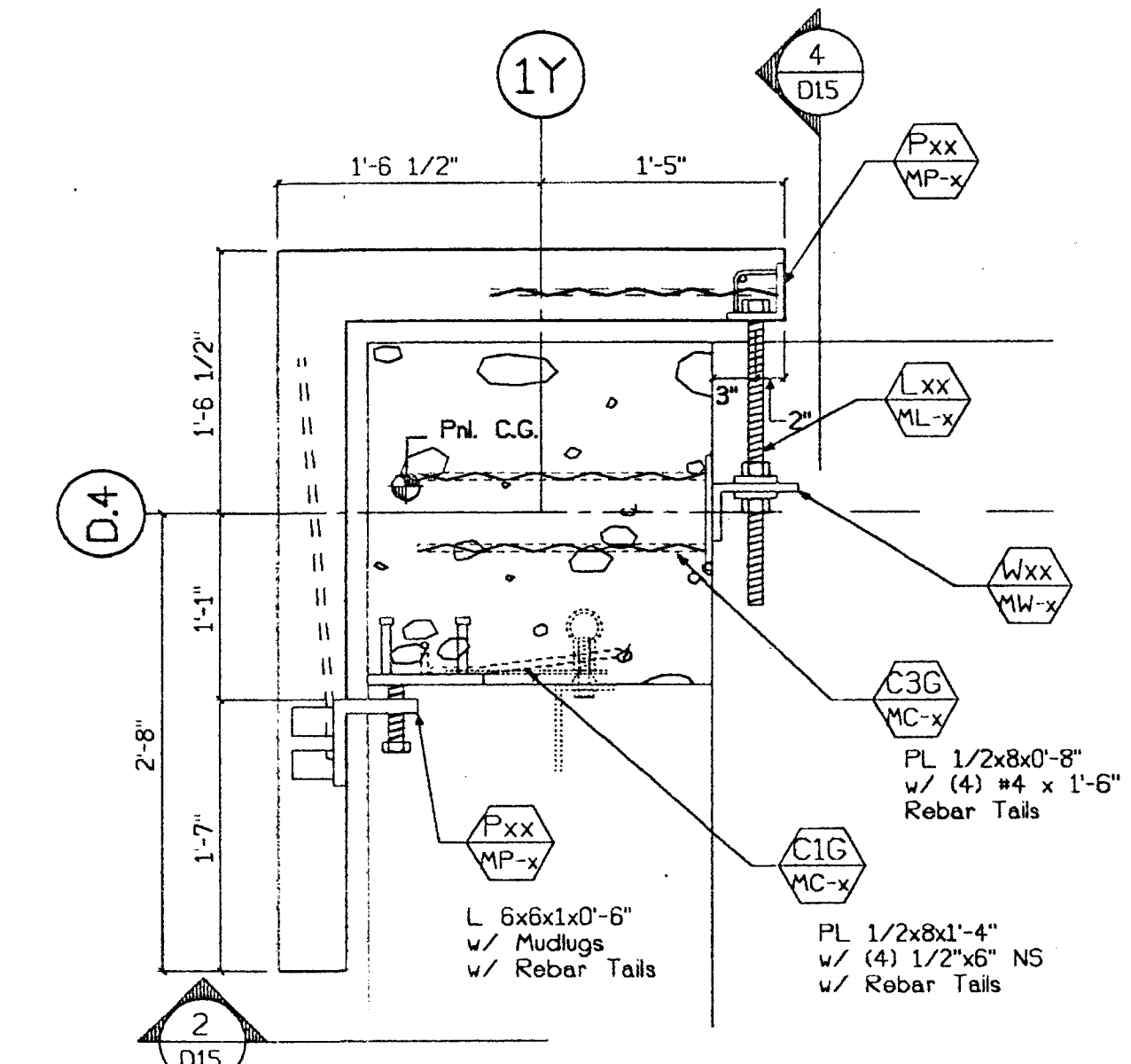
1 Conn. Section  
DIS 1"-1'-0" Type:   
Type:



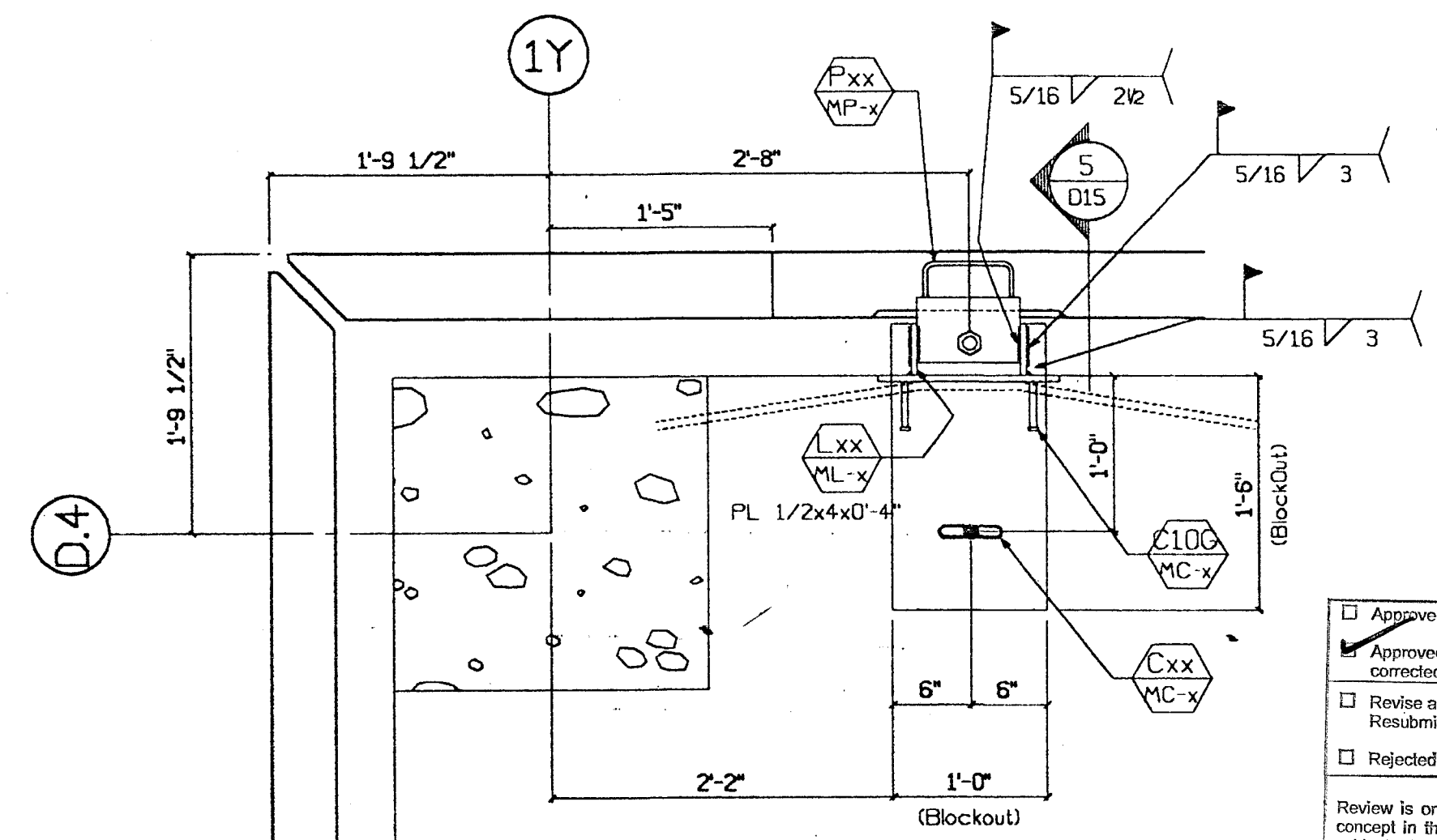
5 Conn. Section  
DIS 1"-1'-0" Type:



7 Conn. Section  
DIS 1"-1'-0" Type:   
Type:



8 Conn. Section  
DIS 1"-1'-0" Type:   
Type:



6 Conn. Plan  
DIS 1"-1'-0" Type:

- Approved Fabrication / Installation may be undertaken. Approval does not authorize changes to the Contract Sum or Contract Time.
- Approved as corrected Fabrication / Installation MAY NOT be undertaken. In resubmitting, limit corrections to items marked.
- Revise and Resubmit Fabrication / Installation MAY NOT be undertaken. In resubmitting, limit corrections to items marked.
- Rejected Fabrication / Installation MAY NOT be undertaken. In resubmitting, limit corrections to items marked.

Review is only for general conformance with the design concept in the contract documents. Any action shown is subject to the requirements of the plans and specifications. Contractor is responsible for dimensions which shall be confirmed and coordinated at the job site, fabrication processes and techniques of construction, coordination of his work with that of all other trades and satisfactory performance of his work. Review / approval neither extends nor alters any contractual obligations of the Architect or Contractor.

ENGLISH HARPER REIT ARCHITECTS  
By: *BH* Date: 3/20/00

Retained for General Conformance with the Contract Documents. The undersigned hereby certifies that the undersigned has no responsibility for making the contract documents a part of the contract. The undersigned certifies that the contract documents are a part of the contract. The undersigned certifies that the contract documents are a part of the contract. The undersigned certifies that the contract documents are a part of the contract.

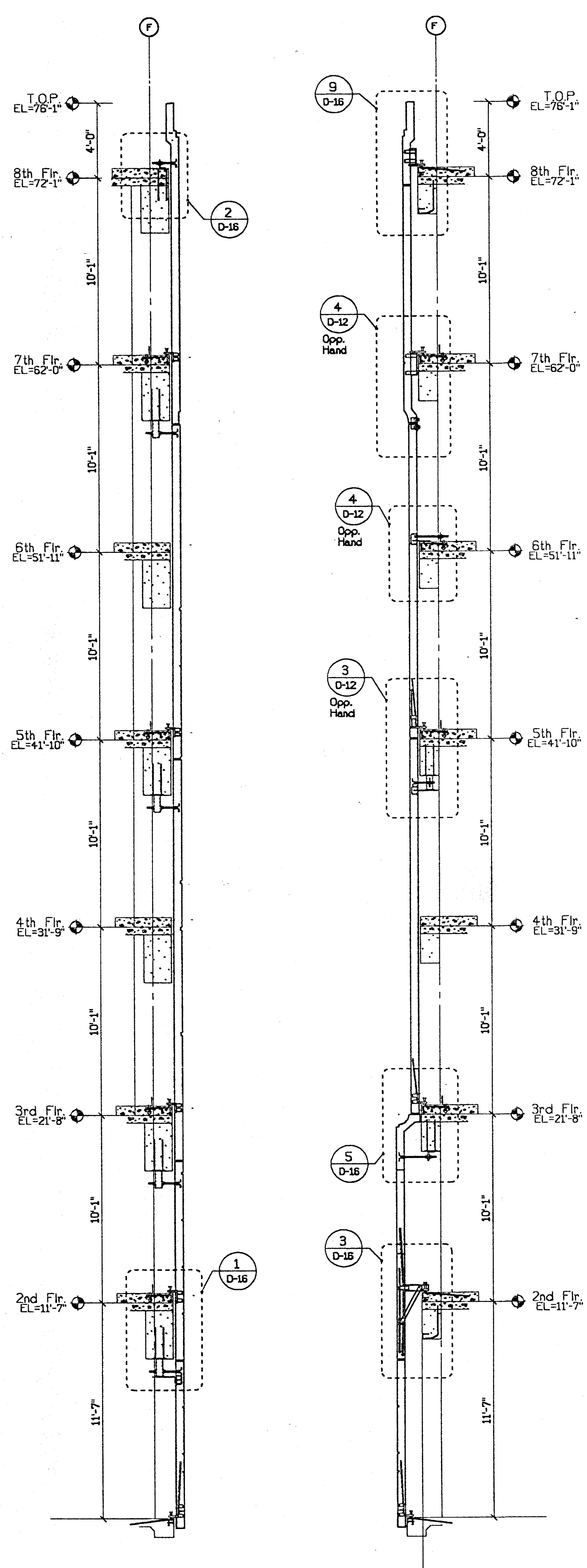
TURNER CONSTRUCTION CO.  
Submitting & Sealing Date: 3/20/00  
By: *[Signature]*

RECEIVED  
MAR 21 2000  
TURNER CONSTRUCTION CO.

REGISTERED PROFESSIONAL ENGINEER  
WILLIAM D. BEVIER  
No. 22711  
Exp. 3/31/01  
STRUCTURAL  
STATE OF CALIFORNIA

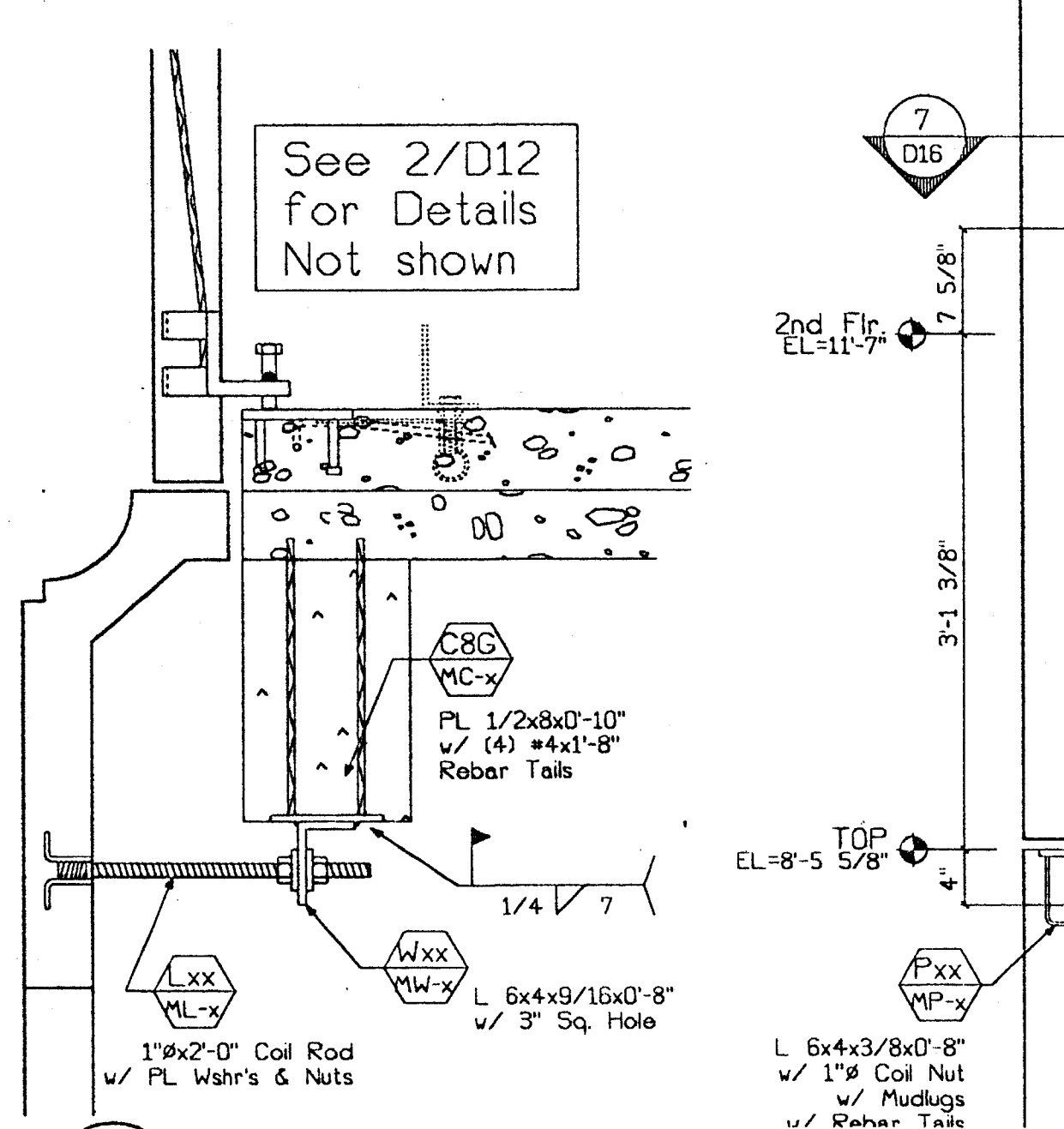
SUBMITTED  
MAR 17 2000  
CLARK PACIFIC

<b>CLARK PACIFIC 1999</b> ALL RIGHTS RESERVED <small>ALL DRAWINGS AND WRITTEN MATERIAL APPEARING HEREIN CONSTITUTE THE ORIGINAL, UNPUBLISHED WORK OF CLARK PACIFIC, PROTECTED BY COPYRIGHT, AND THE SAME MAY NOT BE DUPLICATED, USED, OR DISCLOSED WITHOUT THE WRITTEN CONSENT OF CLARK PACIFIC.</small>		<b>CLARK PACIFIC</b> 1980 South River Road West Sacramento CA 95691 TEL: (916) 571-0305 FAX: (916) 372-0323	
ISSUED FOR CONSTRUCTION	APPROVED	SCALE: As Noted	GENERAL CONTRACTOR
		DATE: 12/14/99	Turner Constr.
SUBMITTED	JM	3/17/00	CHECKED BY: JM
PROJECT:	Stockton CA Parking Garage		JOB NO. 1282
ITEM	BY	DATE	DRAWING NUMBER D-15
REVISIONS REV. DESCRIPTION DATE BY CHK.			

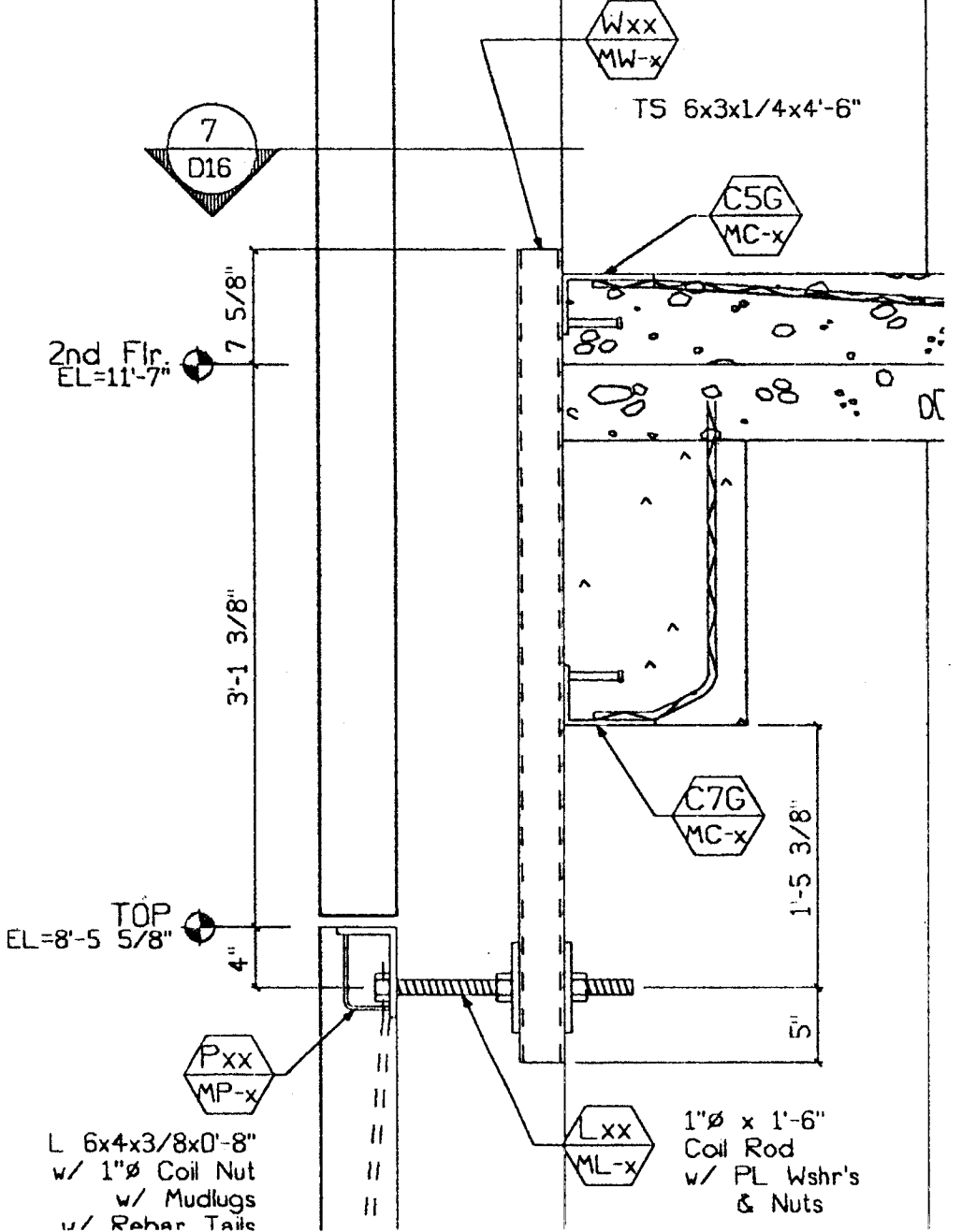


**A** Building Section  
D16 1/4"=1'-0"

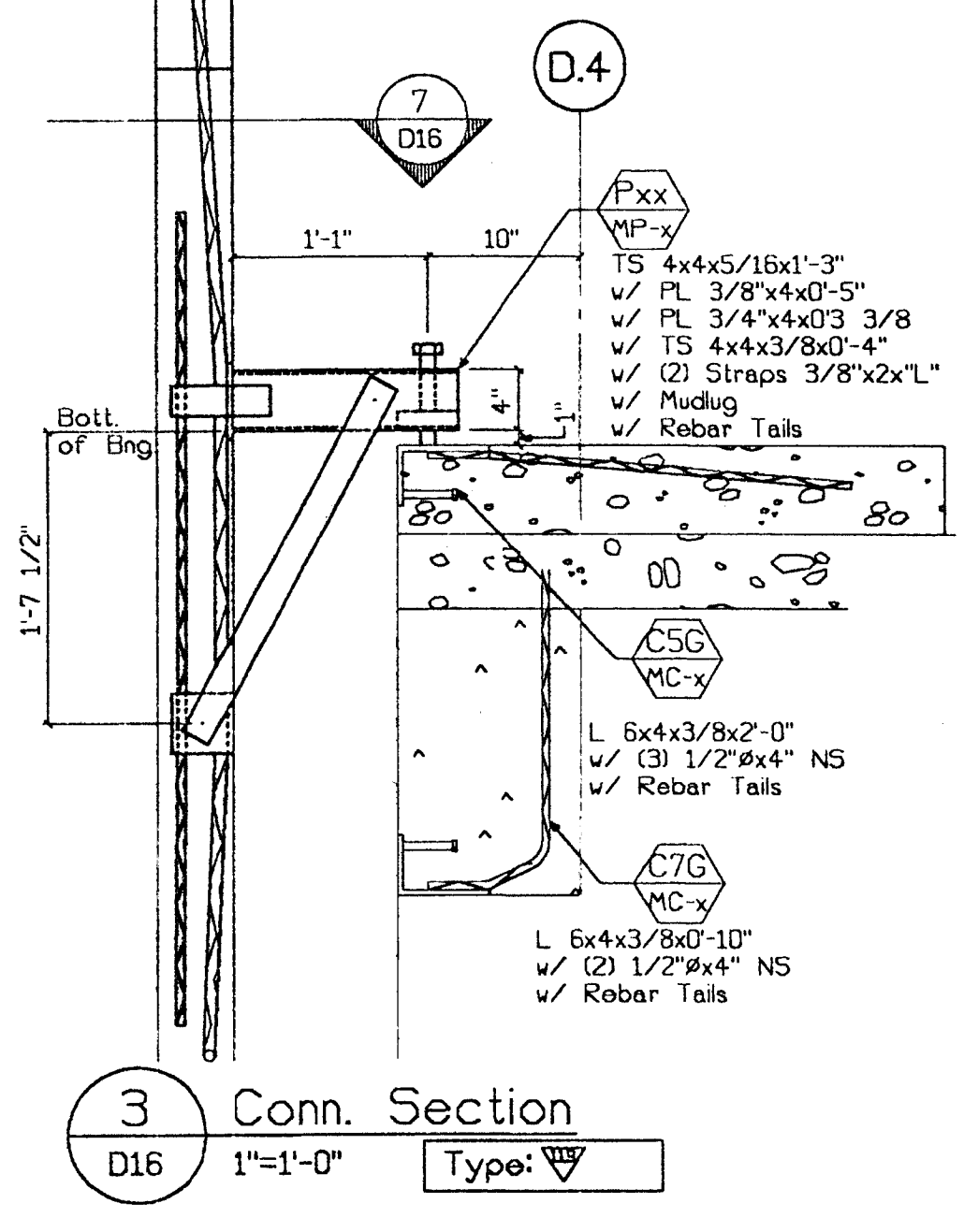
**B** Building Section  
D16 1/4"=1'-0"



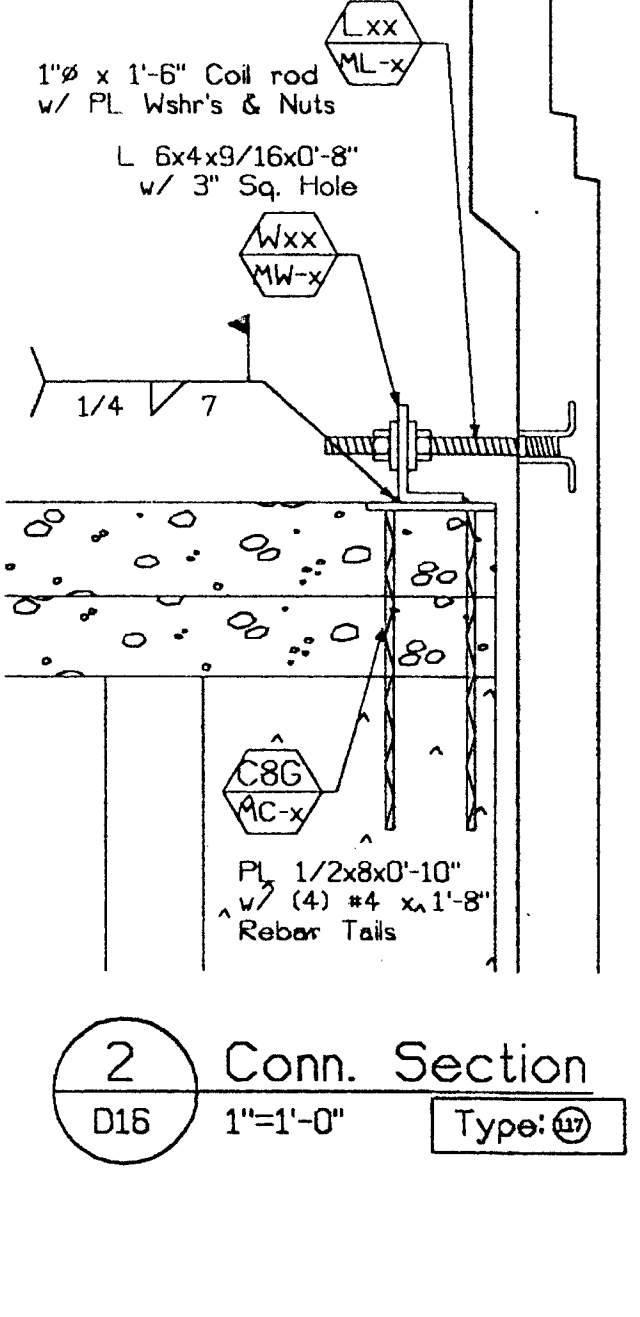
**5** Conn. Section  
D16 1"=1'-0" Type: Top  
Type: Bot



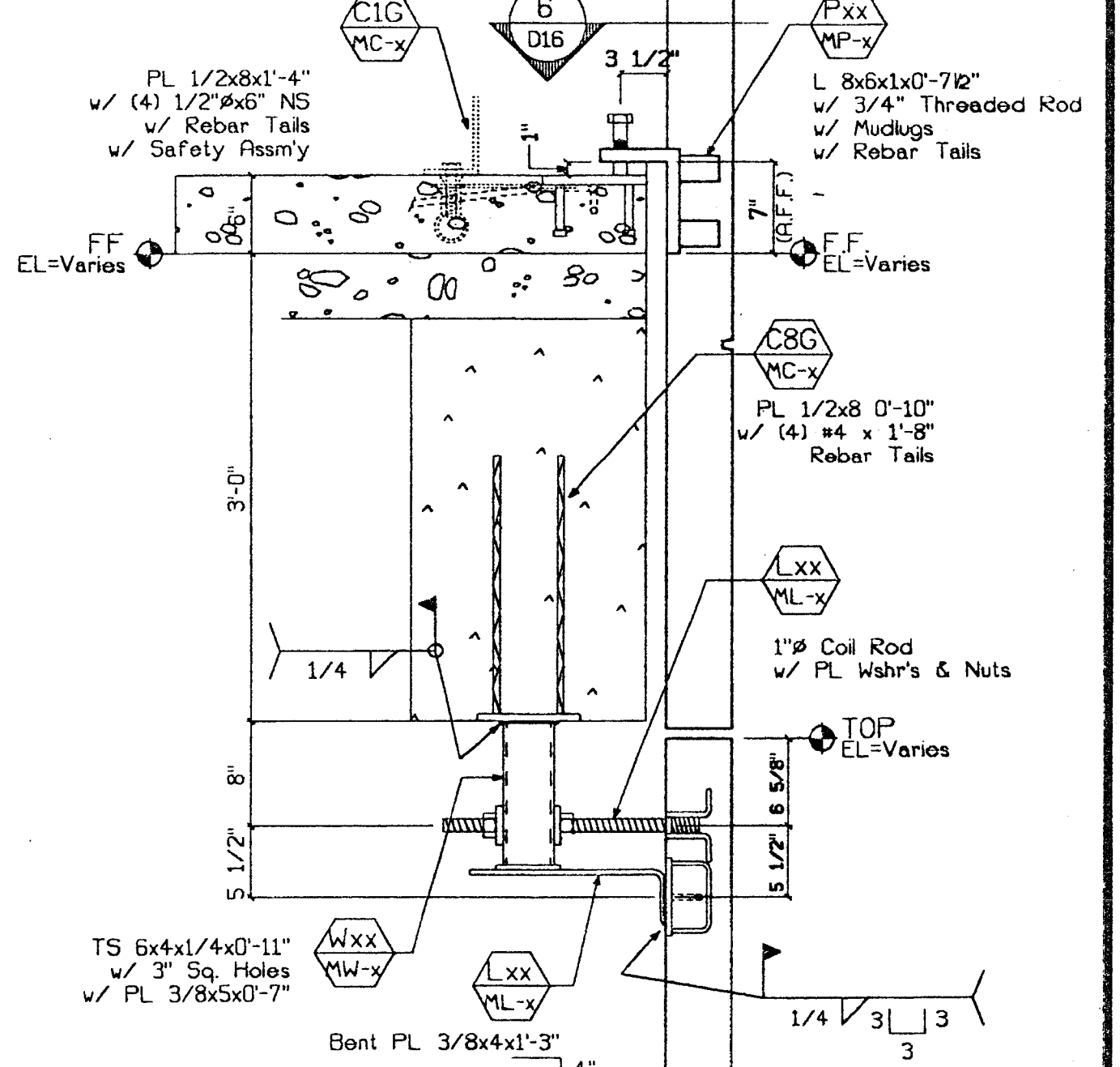
**4** Conn. Section  
D16 1"=1'-0" Type: Top



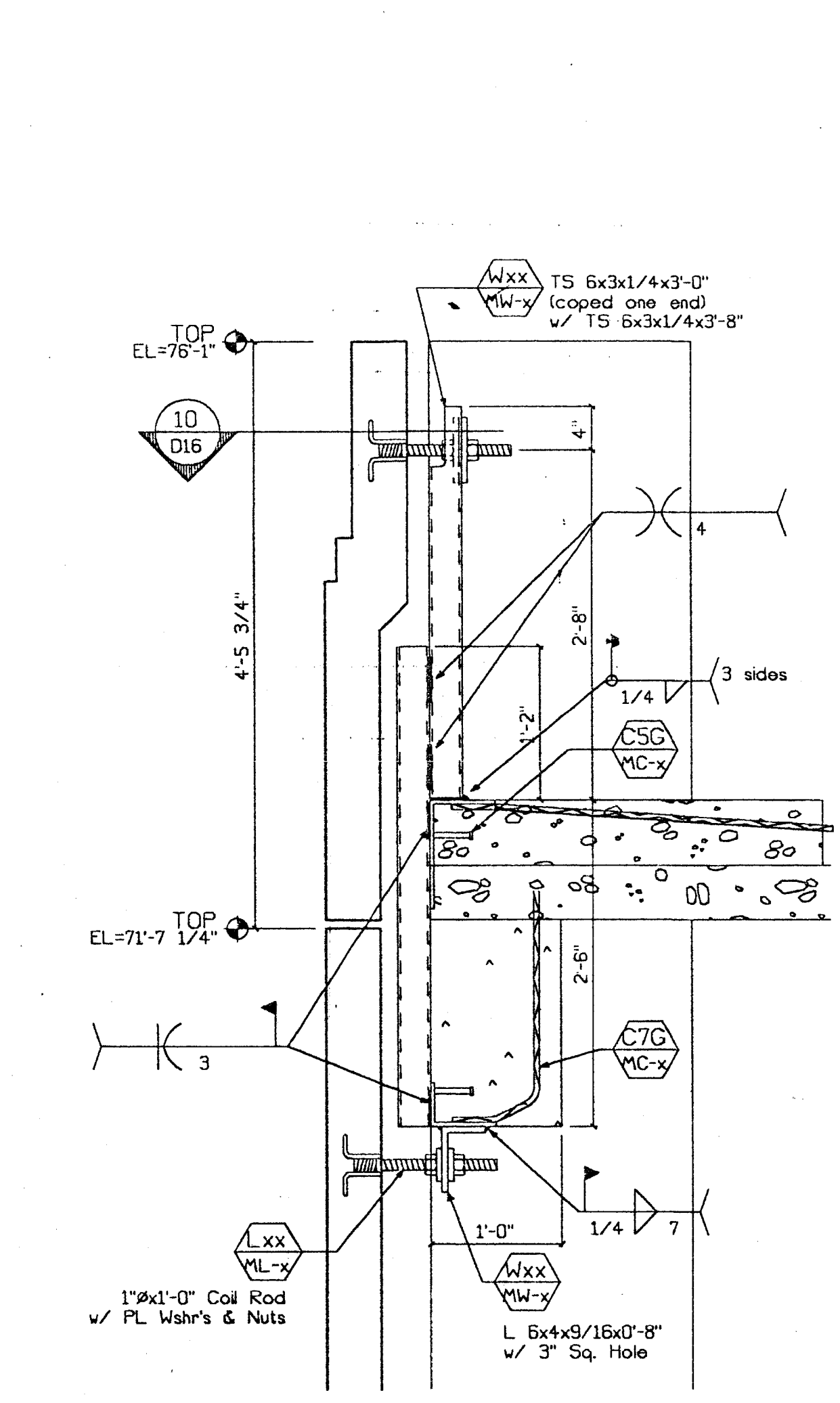
**3** Conn. Section  
D16 1"=1'-0" Type: Top



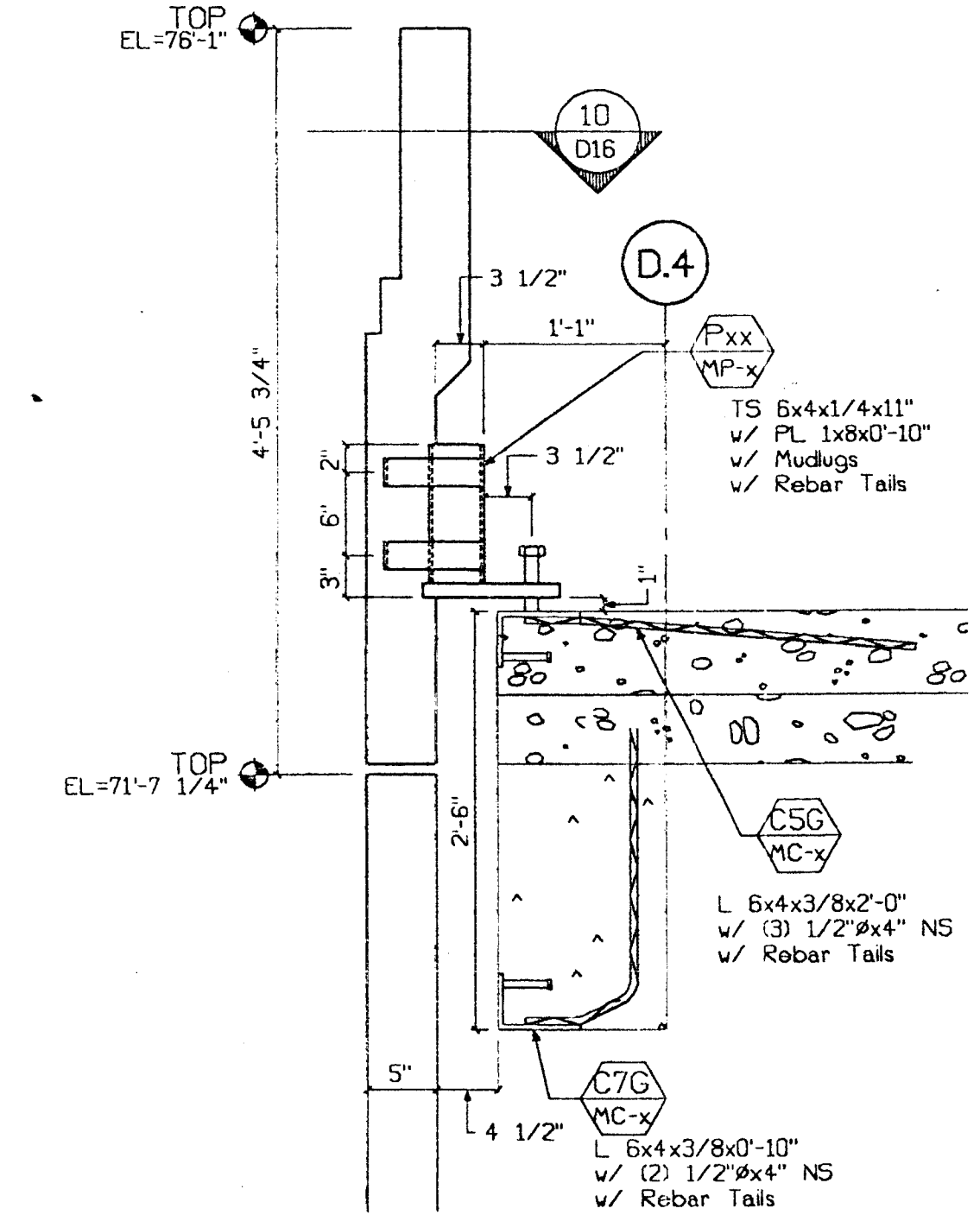
**2** Conn. Section  
D16 1"=1'-0" Type: Top



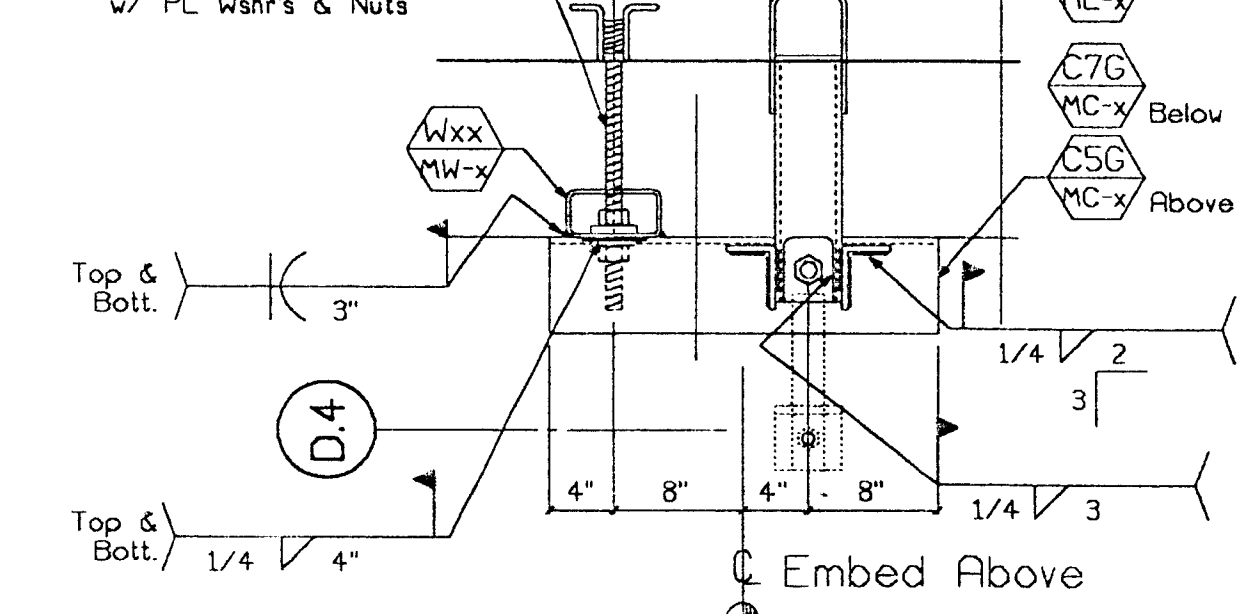
**1** Conn. Section  
D16 1"=1'-0" Type: Top  
Type: Bot  
Type: Sim



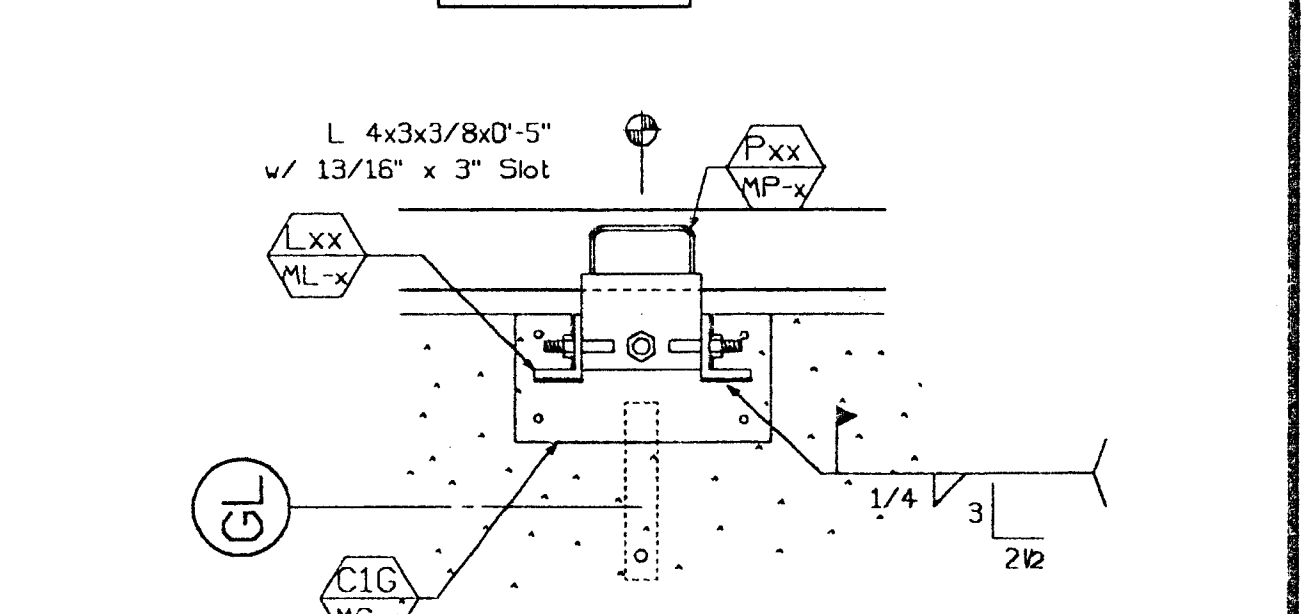
**10** Conn. Section  
D16 1"=1'-0" Type: Top



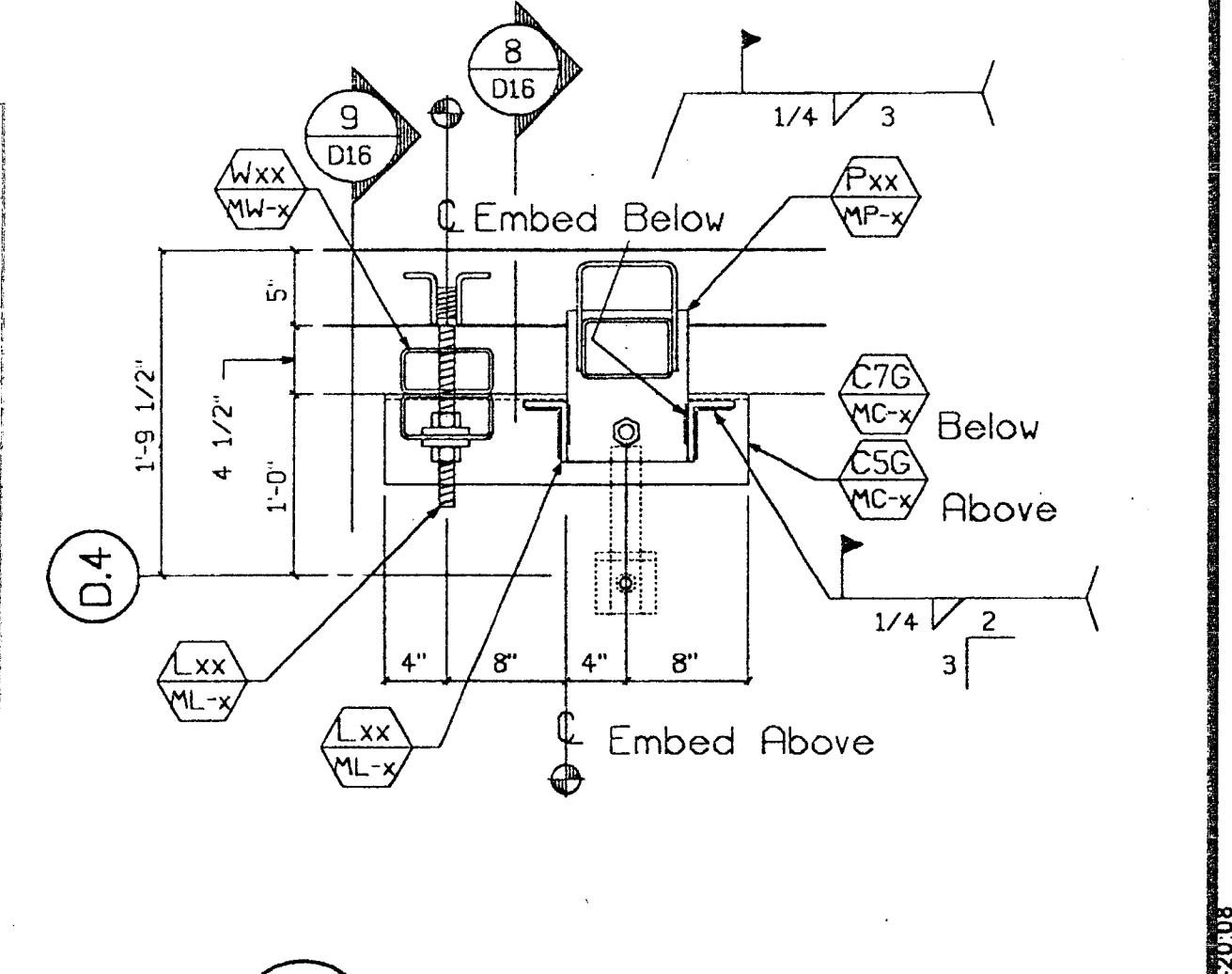
**8** Conn. Section  
D16 1"=1'-0" Type: Top



**7** Plan - Conn.  
D16 1"=1'-0" Type: Rt  
Type: Lf



**6** Plan - Bearing  
D16 1"=1'-0" Type: Top



**9** Plan - Conn.  
D16 1"=1'-0" Type: Rt  
Type: Lf

Approved  
 Approved as corrected  
 Revise and Resubmit  
 Rejected

Fabrication / Installation may be undertaken. Approval does not authorize changes to the Contract Sum or Contract time.  
 Fabrication / Installation MAY be undertaken in resubmitting, limit corrections to items marked.

Review is only for general conformance with the design concept in the contract documents. Any action shown is subject to the requirements of the plans and specifications. Contractor is responsible for dimensions which shall be confirmed and correlated at the job site; fabrication processes and techniques of construction; coordination of his work with that of all other trades; and satisfactory performance of his work.  
 Review / approval neither extends nor alters any contractual obligations of the Architect or Contractor.

ENGLISH HARPER RETA  
 By: BH Date: 3/28/00

Released for General Contractors with the General Contractor's approval. This release is not valid unless countersigned by the General Contractor. The contractor is responsible for the accuracy of the information and the contractor's liability is limited to the amount of the contract sum.

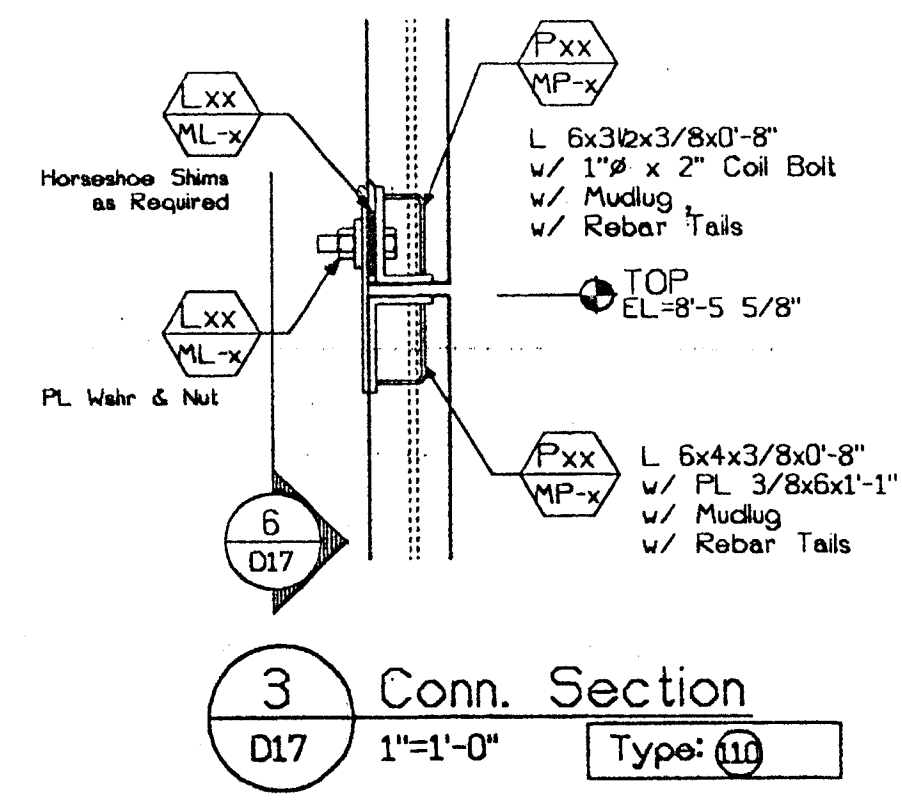
TURNER CONSTRUCTION CO.  
 Submitted by: [Signature]  
 Date: 3/28/00

RECEIVED  
 MAR 27 2000  
 TURNER CONSTRUCTION CO.

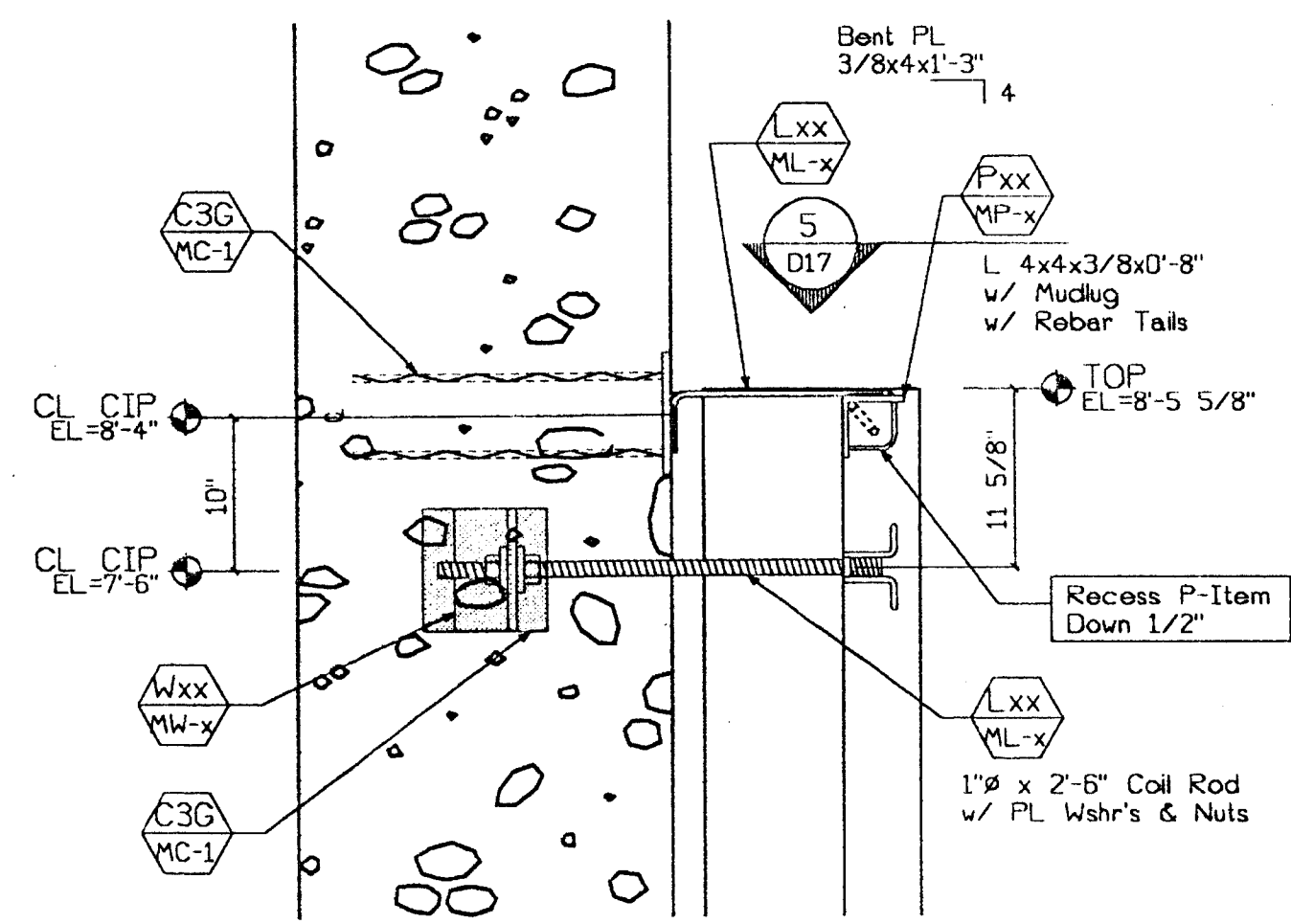
REGISTERED PROFESSIONAL ENGINEER  
 WILLIAM D. BEVIER  
 No. 2777  
 Exp. 12/31/01  
 STRUCTURAL  
 STATE OF CALIFORNIA

SUBMITTED  
 MAR 17 2000  
 CLARK PACIFIC

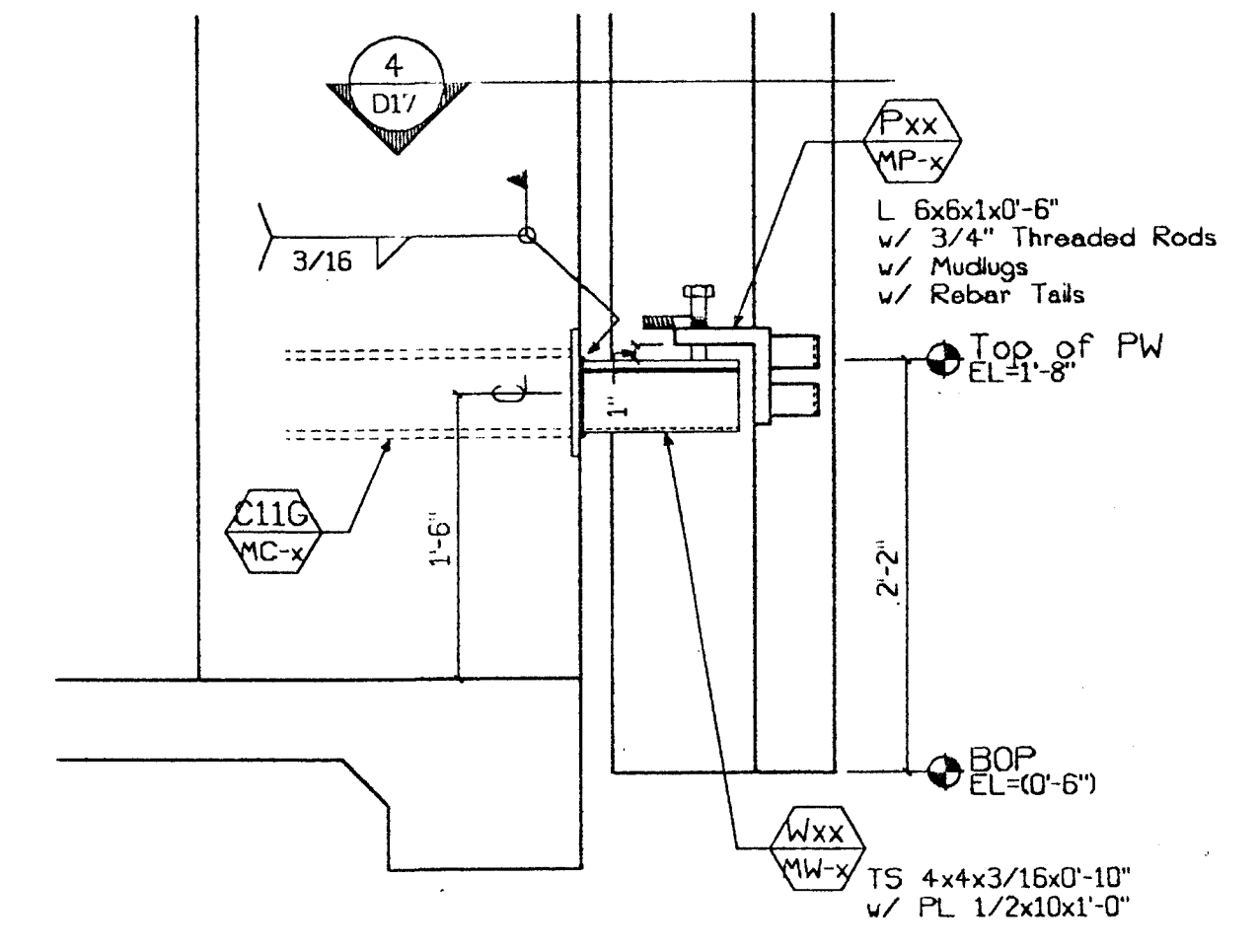
<b>CLARK PACIFIC 1999</b> ALL RIGHTS RESERVED ALL DRAWINGS AND WRITTEN MATERIAL APPEARING HEREIN CONSTITUTE THE ORIGINAL, UNPUBLISHED WORK OF CLARK PACIFIC. PROTECTED BY COPYRIGHT, AND THE SAME MAY NOT BE DUPLICATED, USED, OR DISCLOSED WITHOUT THE WRITTEN CONSENT OF CLARK PACIFIC.		ISSUED FOR CONSTRUCTION APPROVED SUBMITTED JM 3/17/00 REV. DESCRIPTION DATE BY CHK.	SCALE: As Noted DATE: 12/14/99 PROJECT: Stockton CA, Parking Garage Connection Details (Parking)	GENERAL CONTRACTOR Turner Constr. DRAWN BY: JM CHECKED BY: JOB NO. 1282 DRAWING NUMBER D-16
---	--	--	---	--



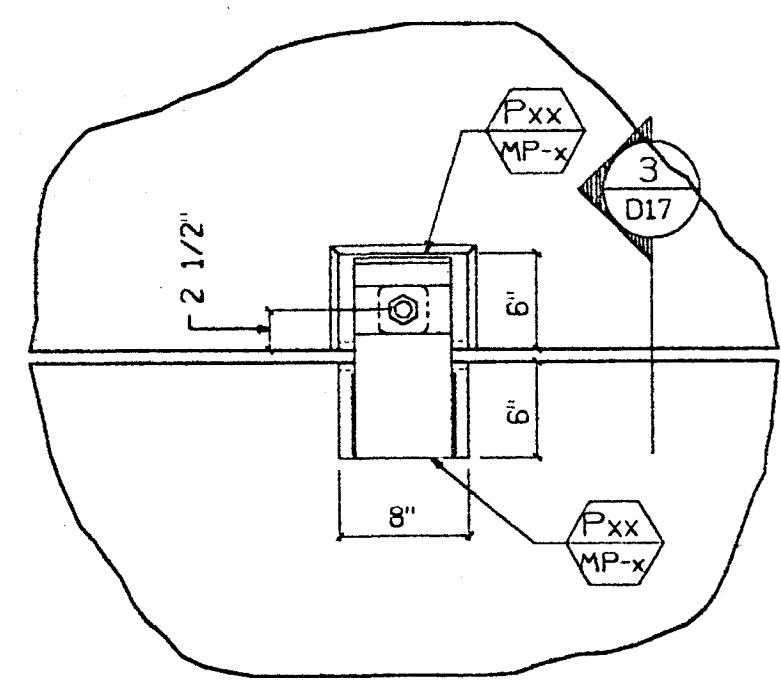
3 Conn. Section  
D17 1"=1'-0" Type: III



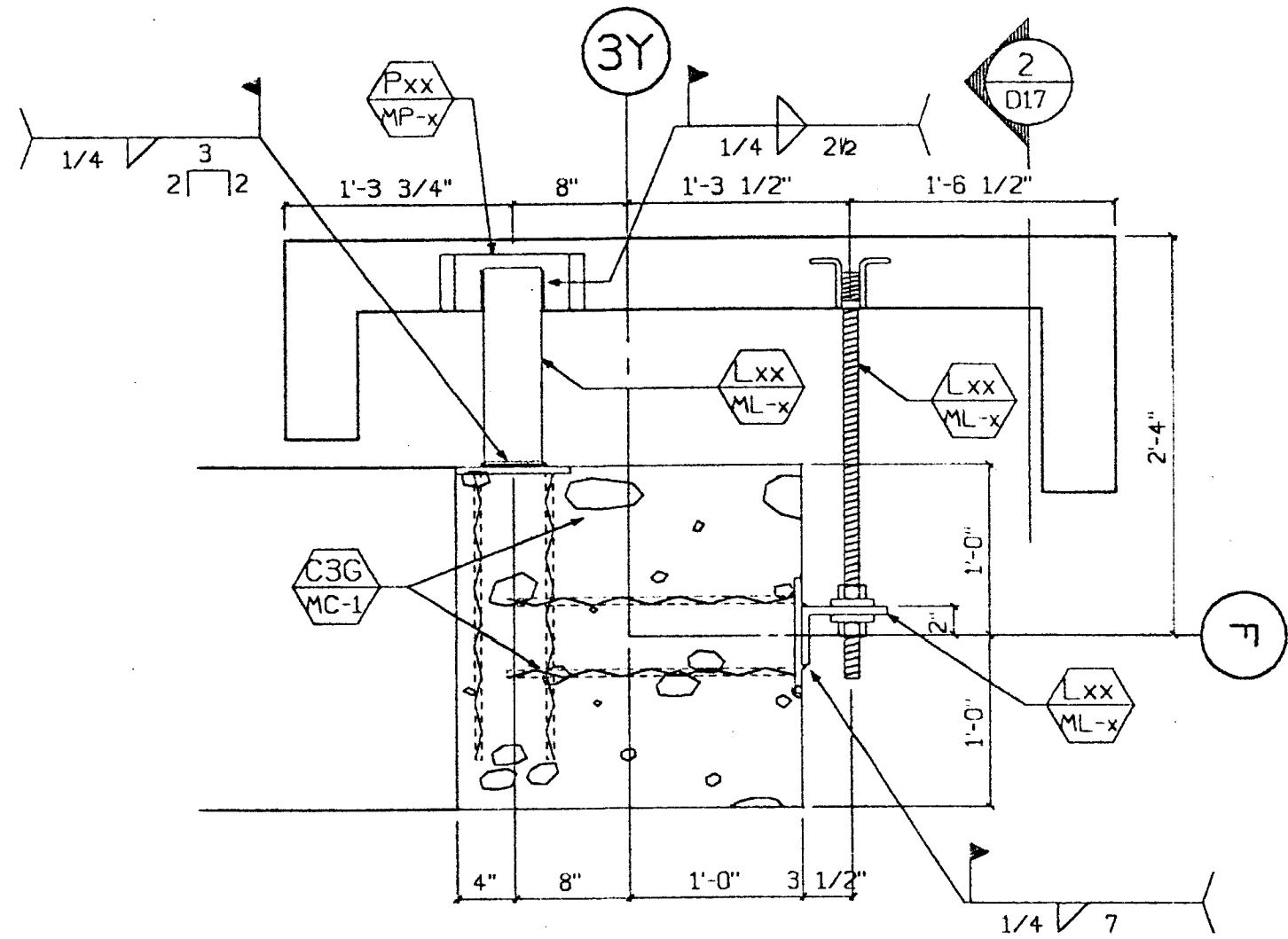
2 Conn. Plan  
D17 1"=1'-0" Type: III



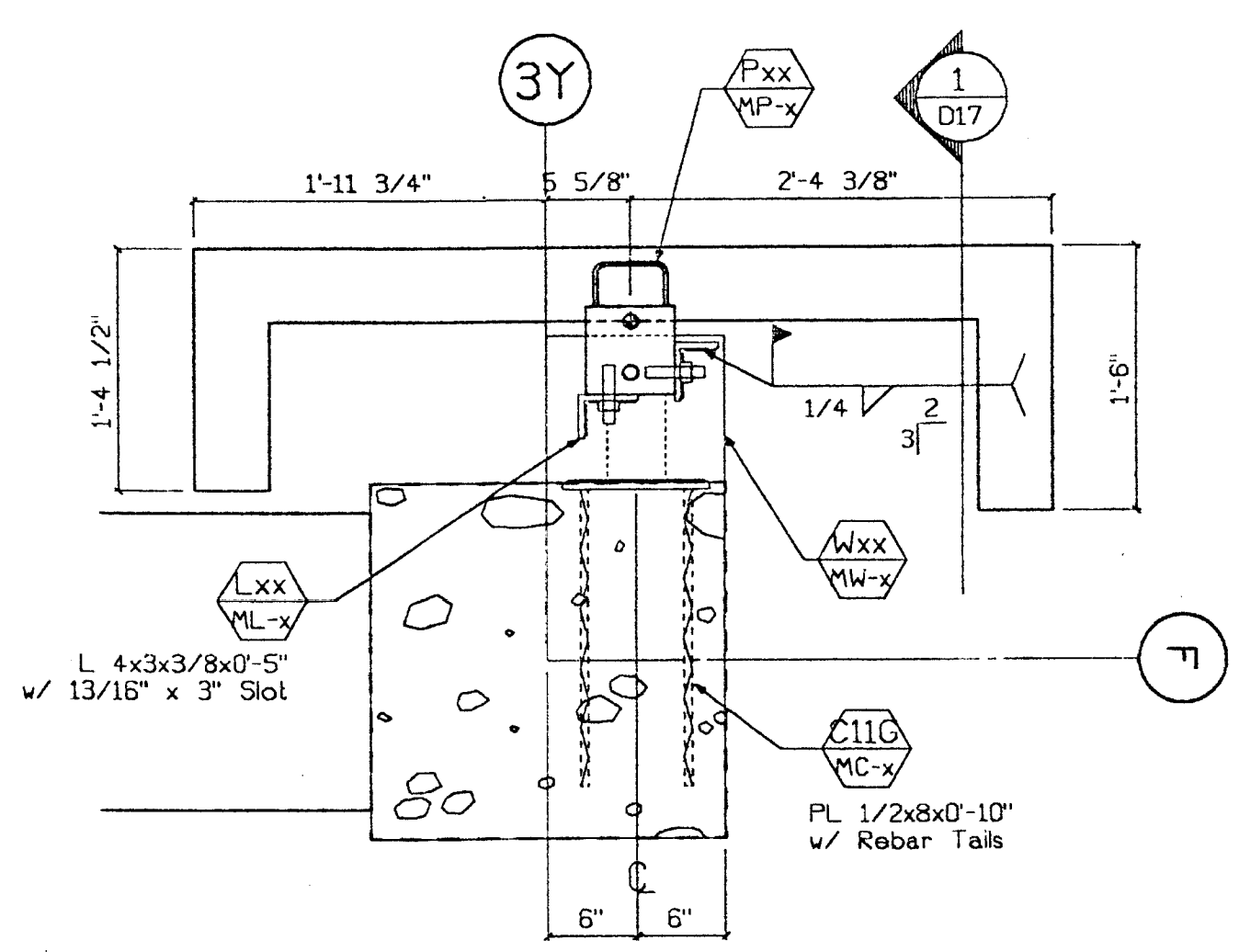
1 Conn. Section  
D17 1"=1'-0" Type: IV



6 Back Of Pln.  
D17 1"=1'-0" Type: III



5 Conn. Plan  
D17 1"=1'-0" Type: III Lf.  
Type: III Rt.



4 Conn. Plan  
D17 1"=1'-0" Type: IV

Approved  
 Approved as corrected  
 Revise and Resubmit  
 Rejected

Fabrication / Installation may be undertaken. Approval does not authorize changes to the Contract Sum or Contract time.  
 Fabrication / Installation MAY NOT be undertaken in resubmitting, limit corrections to items marked.


Review is only for general conformance with the design concept in the contract documents. Any action shown is subject to the requirements of the plans and specifications. Contractor is responsible for dimensions which shall be confirmed and correlated at the job site. Fabrication processes and techniques of construction coordination of his work with that of all other trades, and satisfactory performance of his work.  
 Review / approval neither extends nor alters any contractual obligations of the Architect or Contractor.

ENGLISH HARPER RETA  
 By: *EH* Date: 3/28/00

Review for General Conformance with the Contract Documents. Reviewer does not assume any liability for the accuracy of the information or the suitability of the contract. The contractor is responsible for the accuracy of the information and the suitability of the contract.

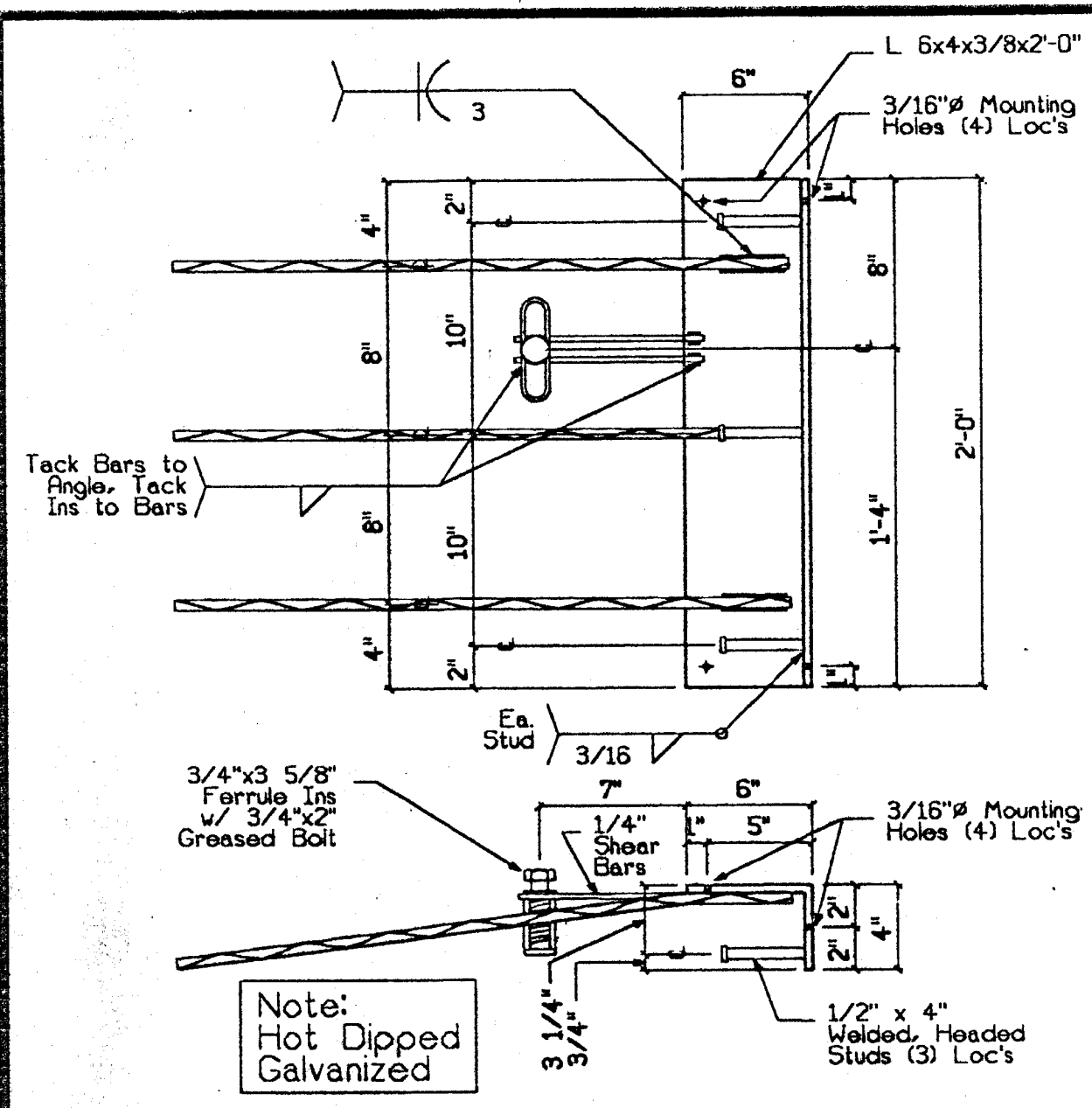
TURNER CONSTRUCTION CO.  
 Submitted by: *DB/SD-06*  
 Checked by: *JK*  
 Date: *3/28/00*

RECEIVED  
 MAR 2 1 2000  
 TURNER CONSTRUCTION CO.

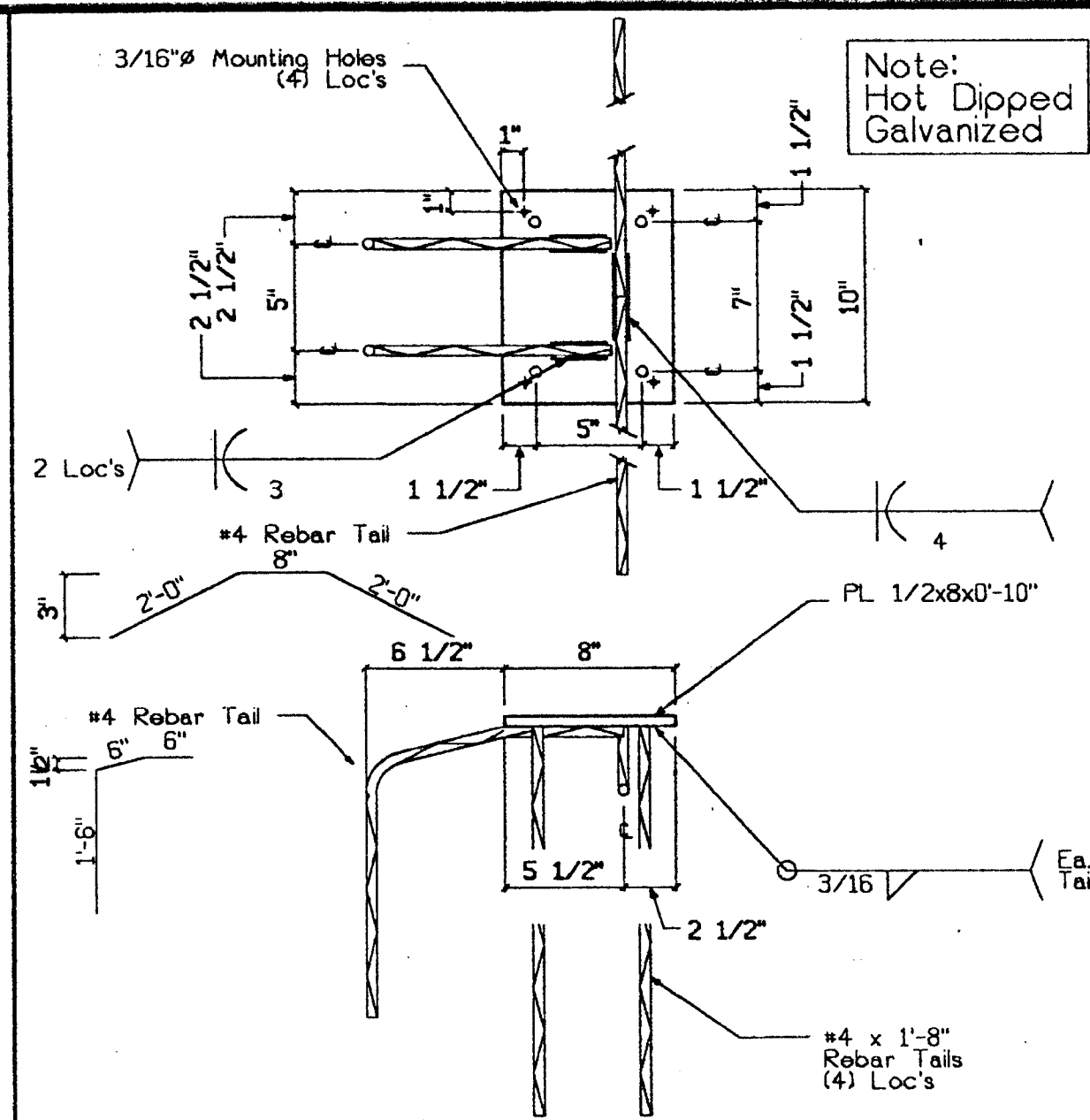


SUBMITTED  
 MAR 17 2000  
 CLARK PACIFIC

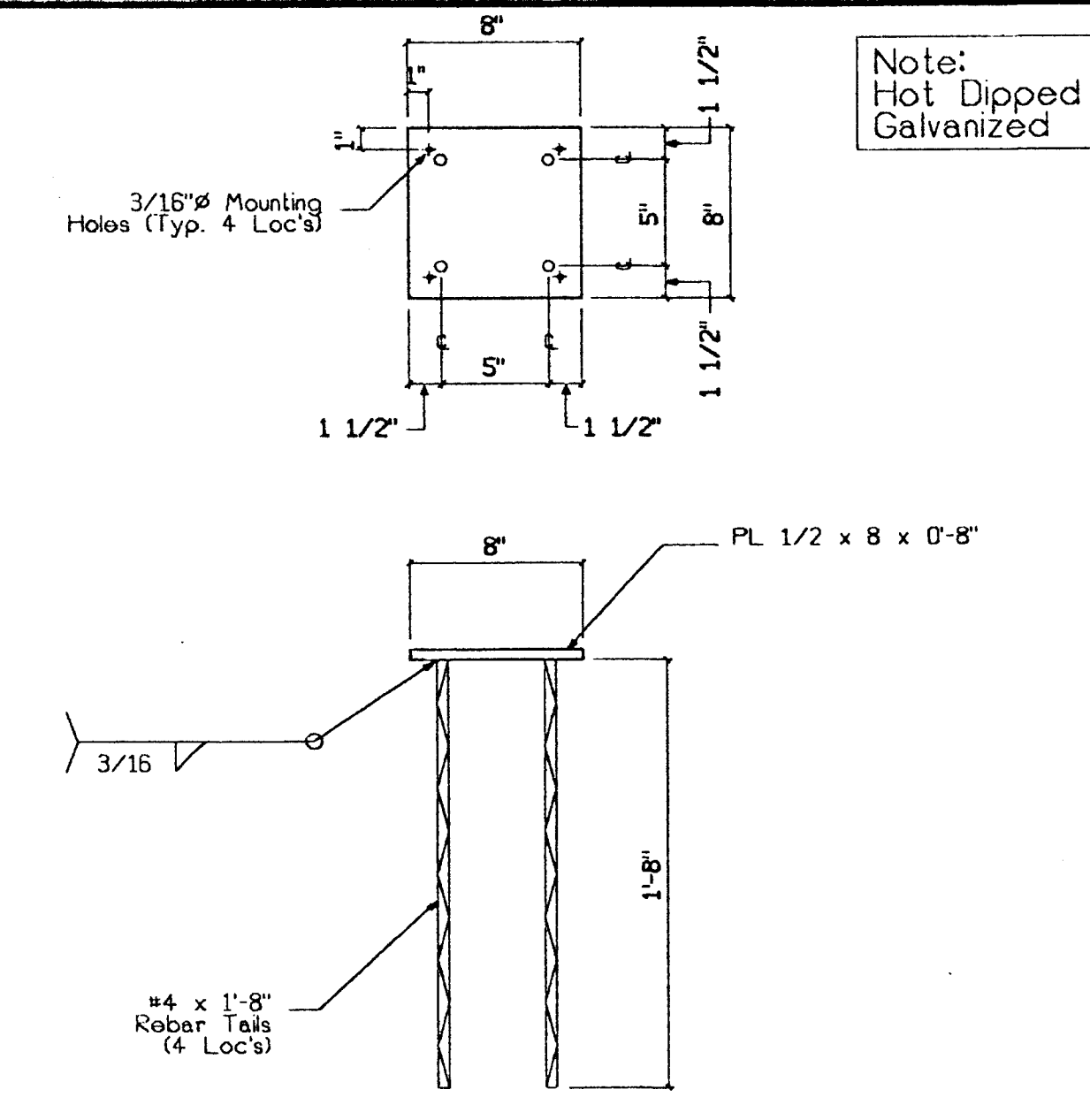
© CLARK PACIFIC 1999 ALL RIGHTS RESERVED <small>ALL DRAWINGS AND WRITTEN MATERIAL APPEARING HEREIN CONSTITUTE THE ORIGINAL UNPUBLISHED WORK OF CLARK PACIFIC, PROTECTED BY COPYRIGHT, AND THE SAME MAY NOT BE REPRODUCED, USED, OR DISCLOSED WITHOUT THE WRITTEN CONSENT OF CLARK PACIFIC.</small>		ISSUED FOR CONSTRUCTION APPROVED SUBMITTED JM 3/17/00 REV. DESCRIPTION DATE BY CHK.	<b>CLARK PACIFIC</b> 1980 South River Road West Sacramento CA 95691 TEL: (916) 371-0305 FAX: (916) 372-0323
SCALE: As Noted DATE: 2/11/00		PROJECT: Stockton CA, Parking Garage CONNECTION DETAILS (PARKING)	GENERAL CONTRACTOR Turner Constr. DRAWN BY: JM CHECKED BY: JOB NO. 1282 DRAWING NUMBER D-17



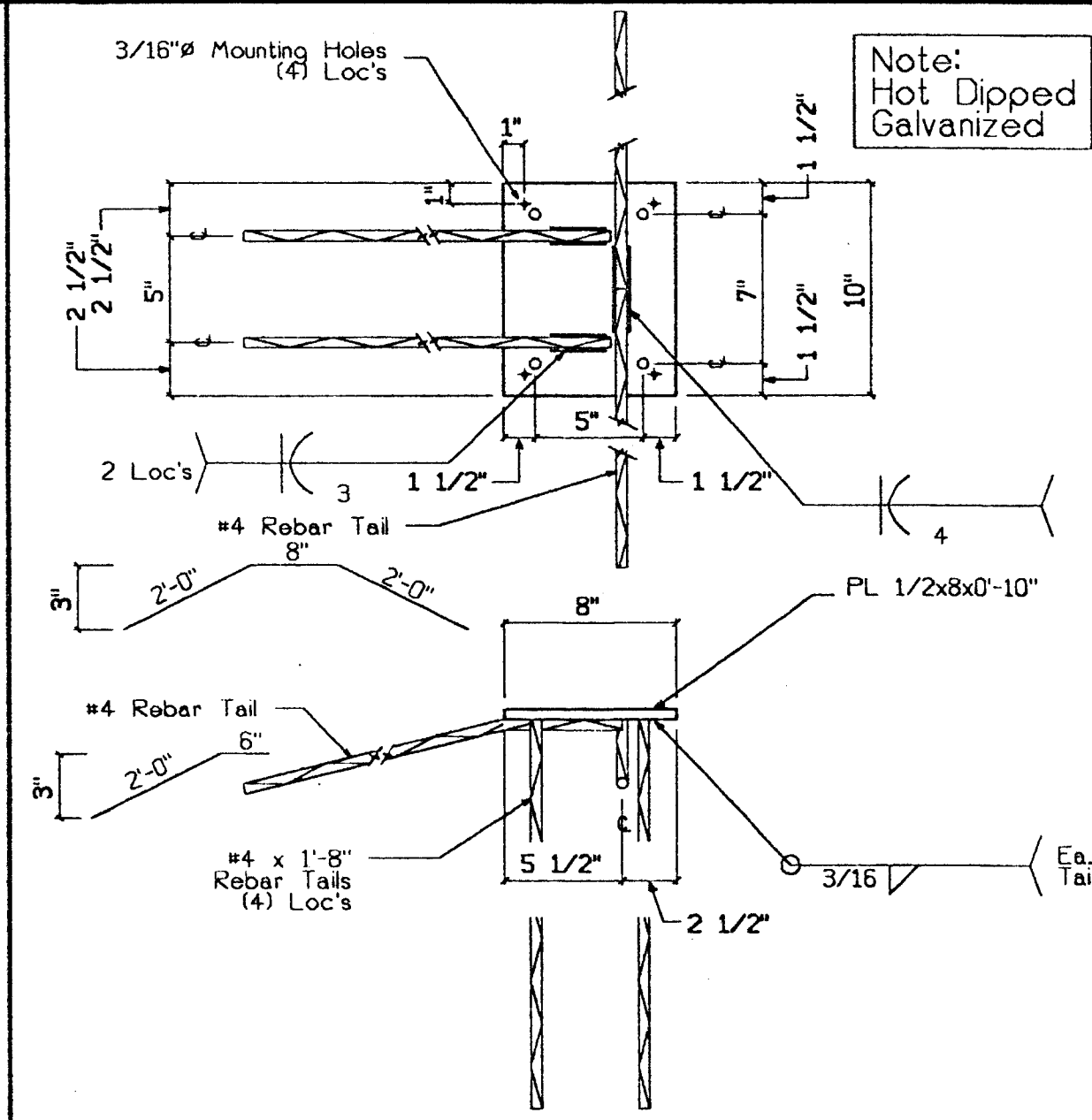
5 CIP - "C5G" 8  
MC-1 1 1/2"=1'-0" 8



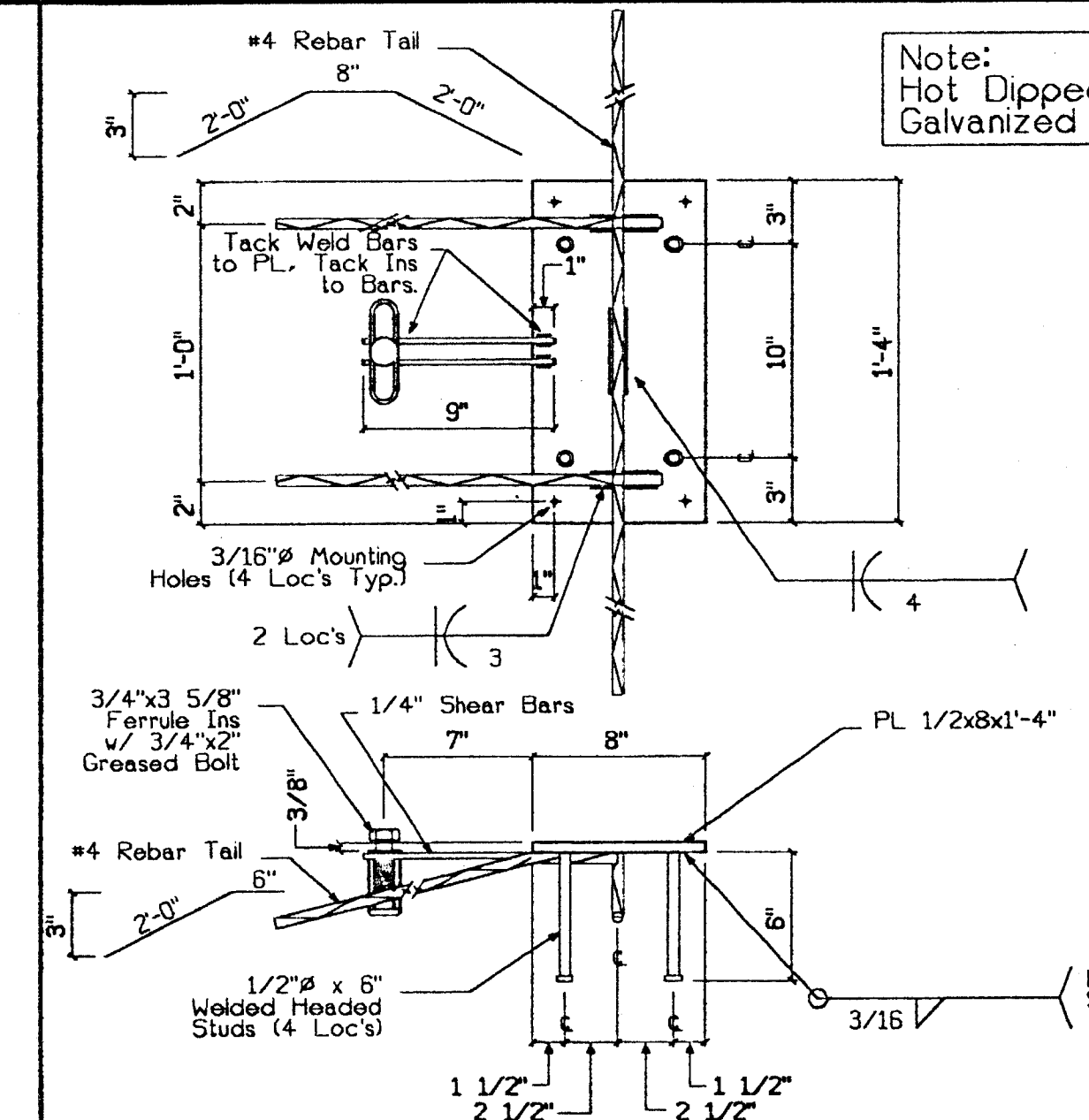
4 CIP - "C4G" 14  
MC-1 1 1/2"=1'-0" 14



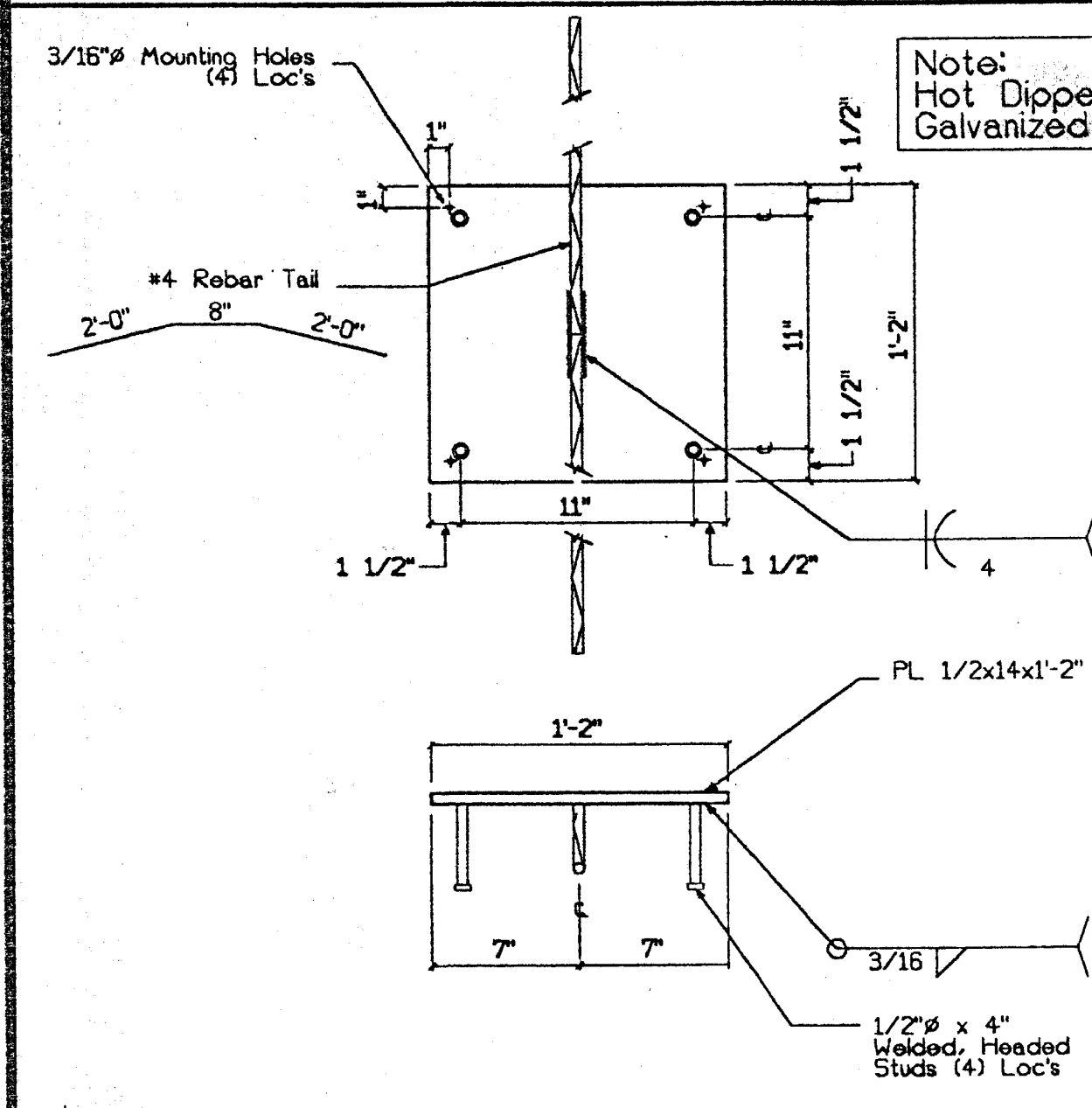
3 CIP - "C3G" 46  
MC-1 1 1/2"=1'-0" 42 46



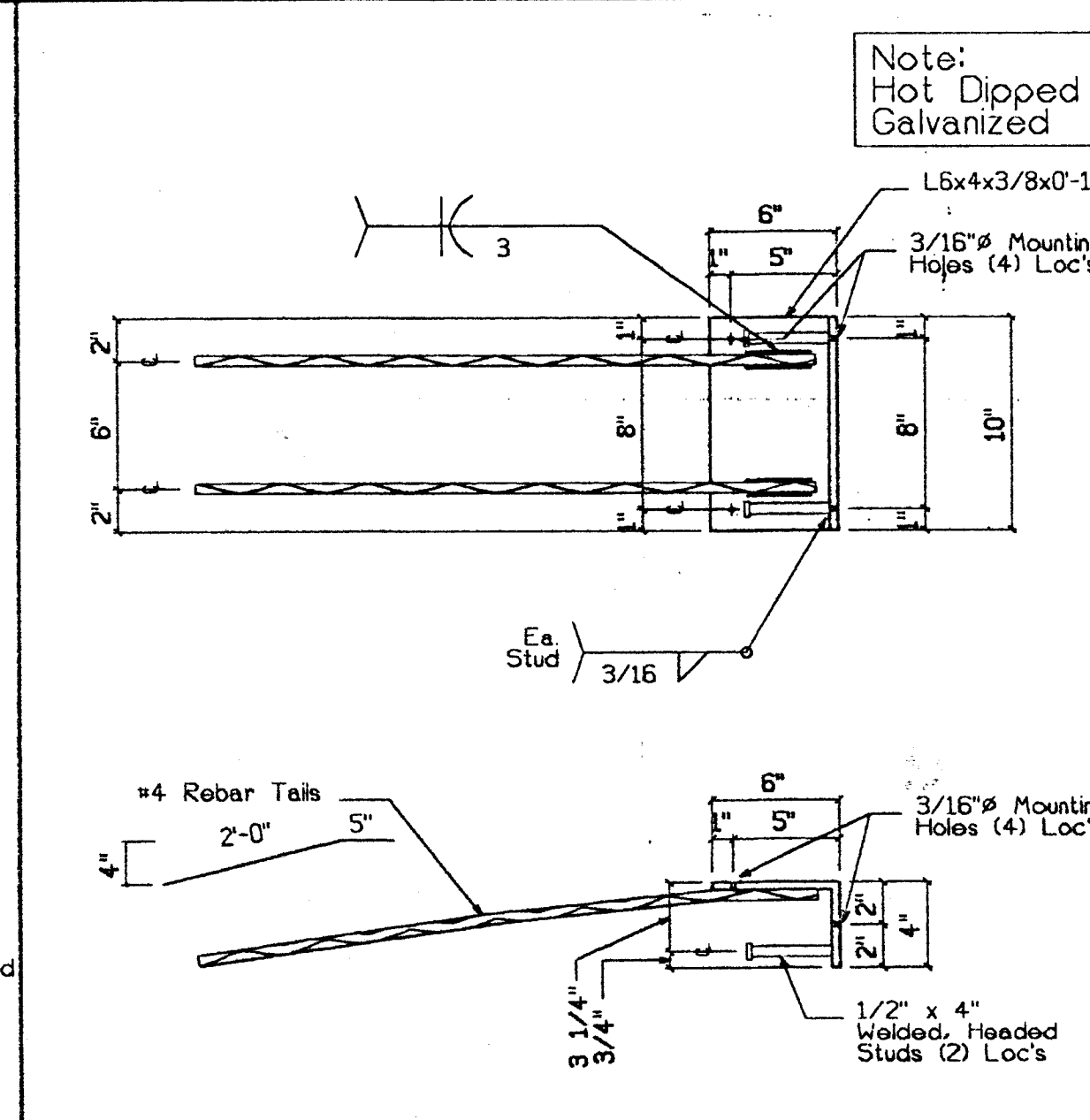
2 CIP - "C2G" 52  
MC-1 1 1/2"=1'-0" 50 52



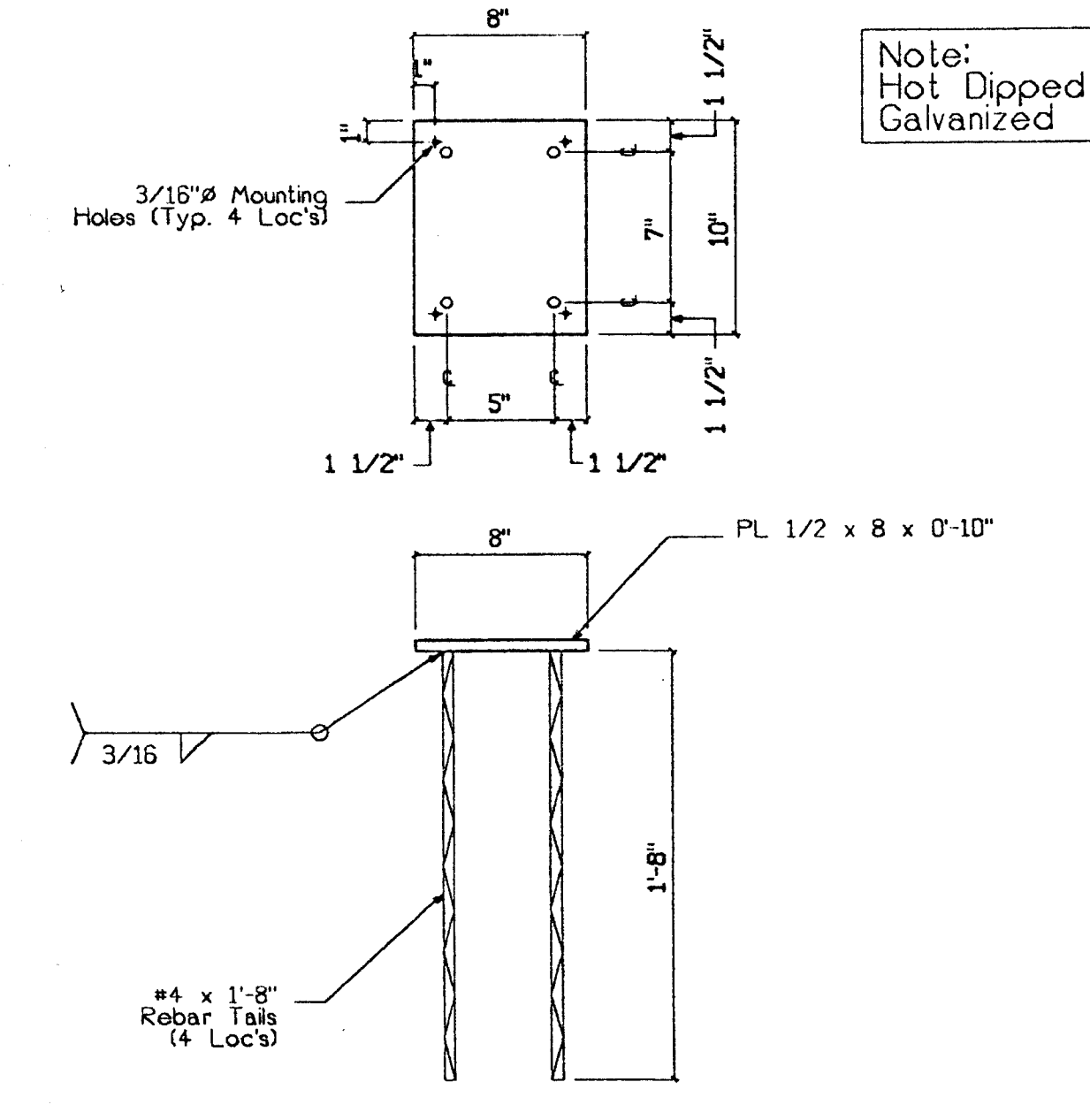
1 CIP - "C1G" 170  
MC-1 1 1/2"=1'-0" 163 170



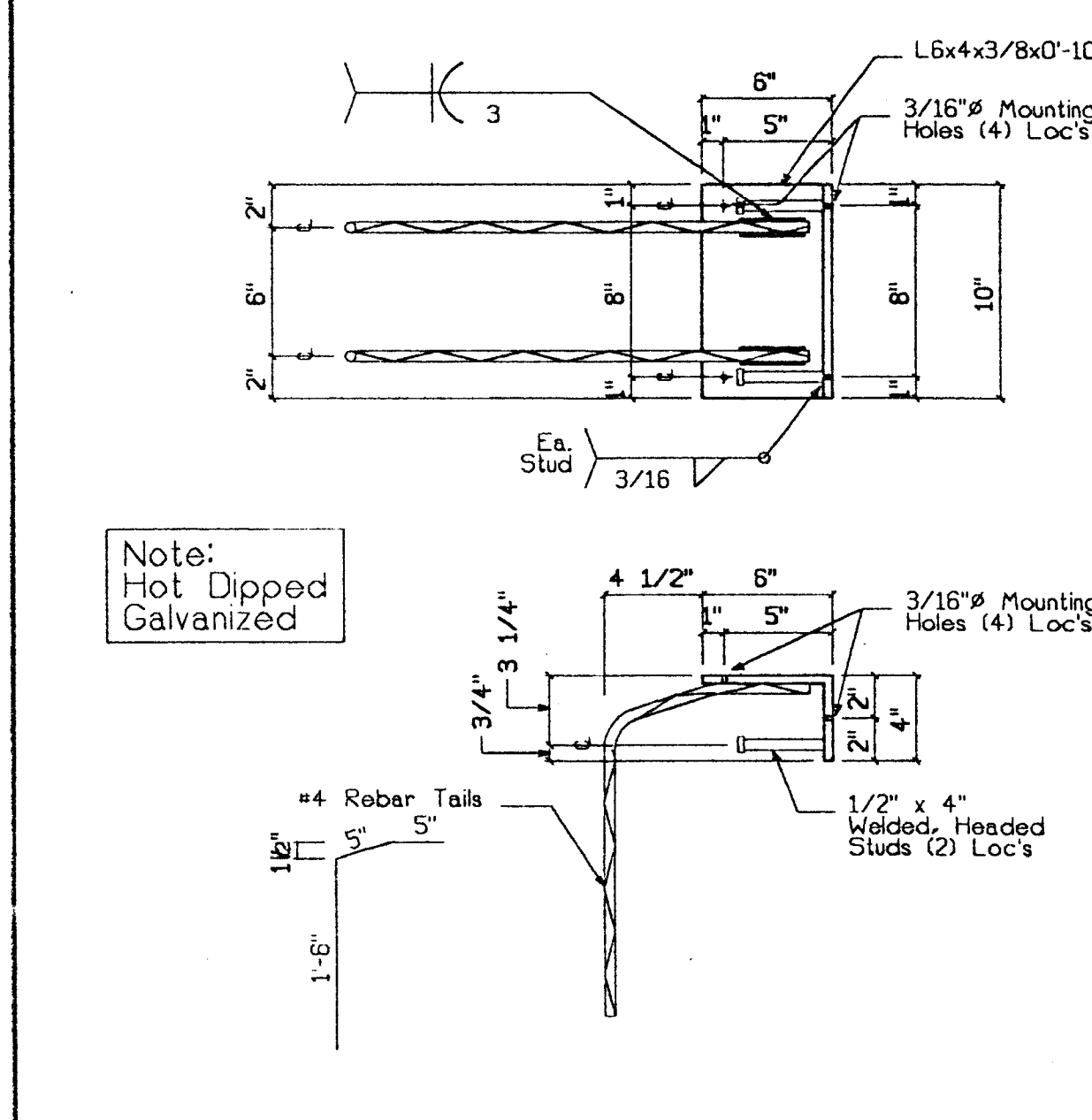
10 CIP - "C10G" 1  
MC-1 1 1/2"=1'-0" 1



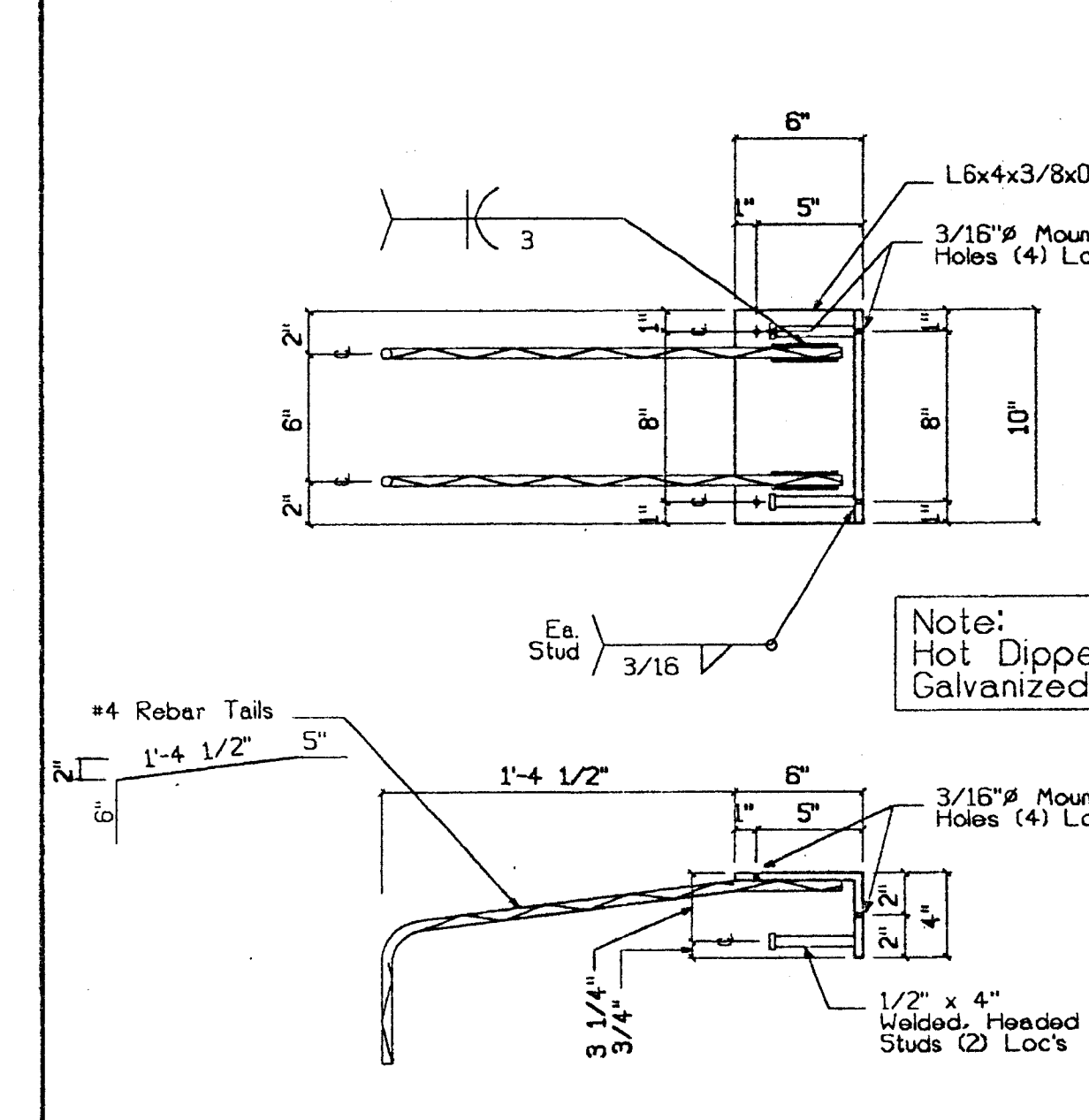
9 CIP - "C9G" 36  
MC-1 1 1/2"=1'-0" 32 36



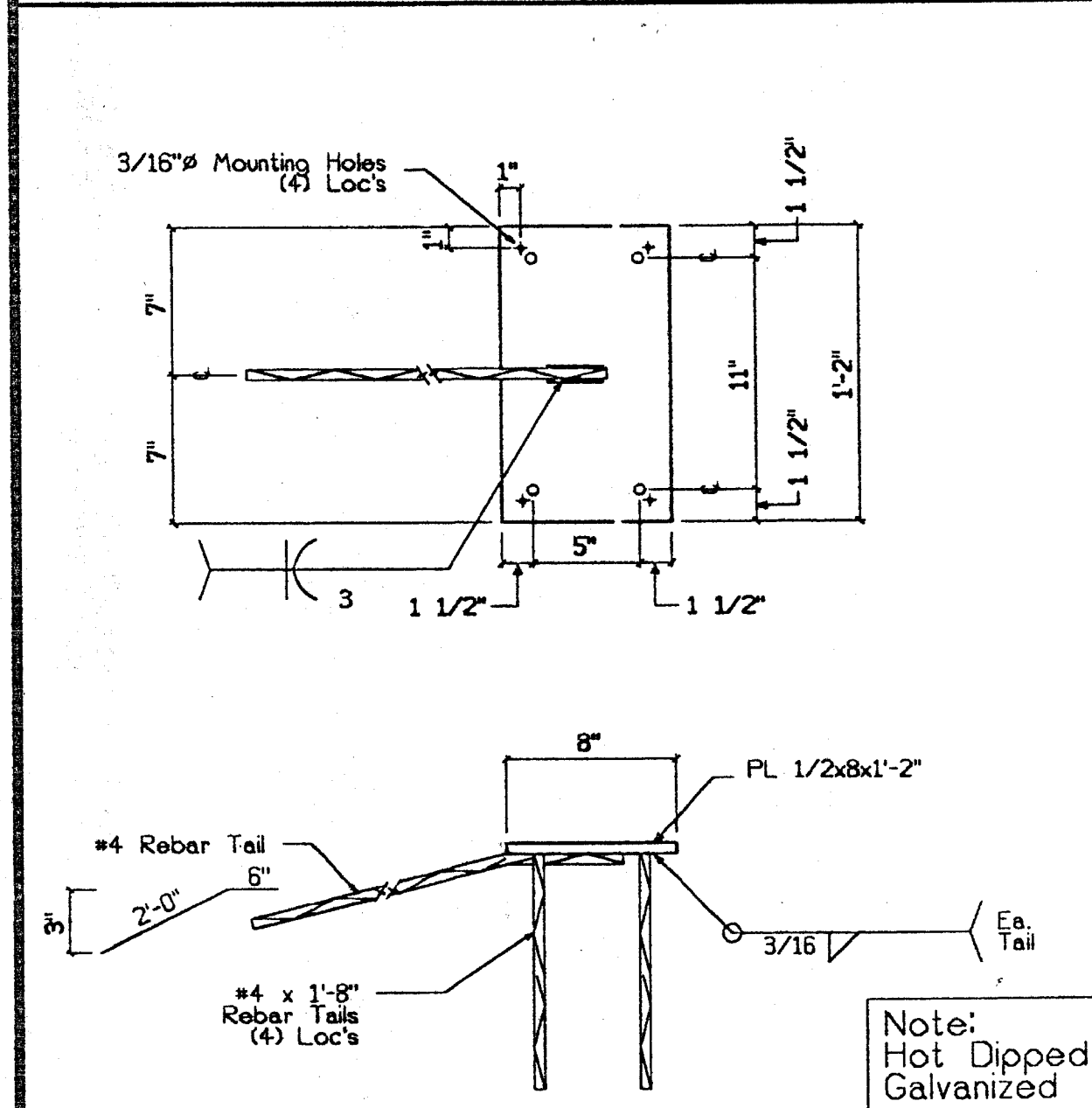
8 CIP - "C8G" 23  
MC-1 1 1/2"=1'-0" 19 23



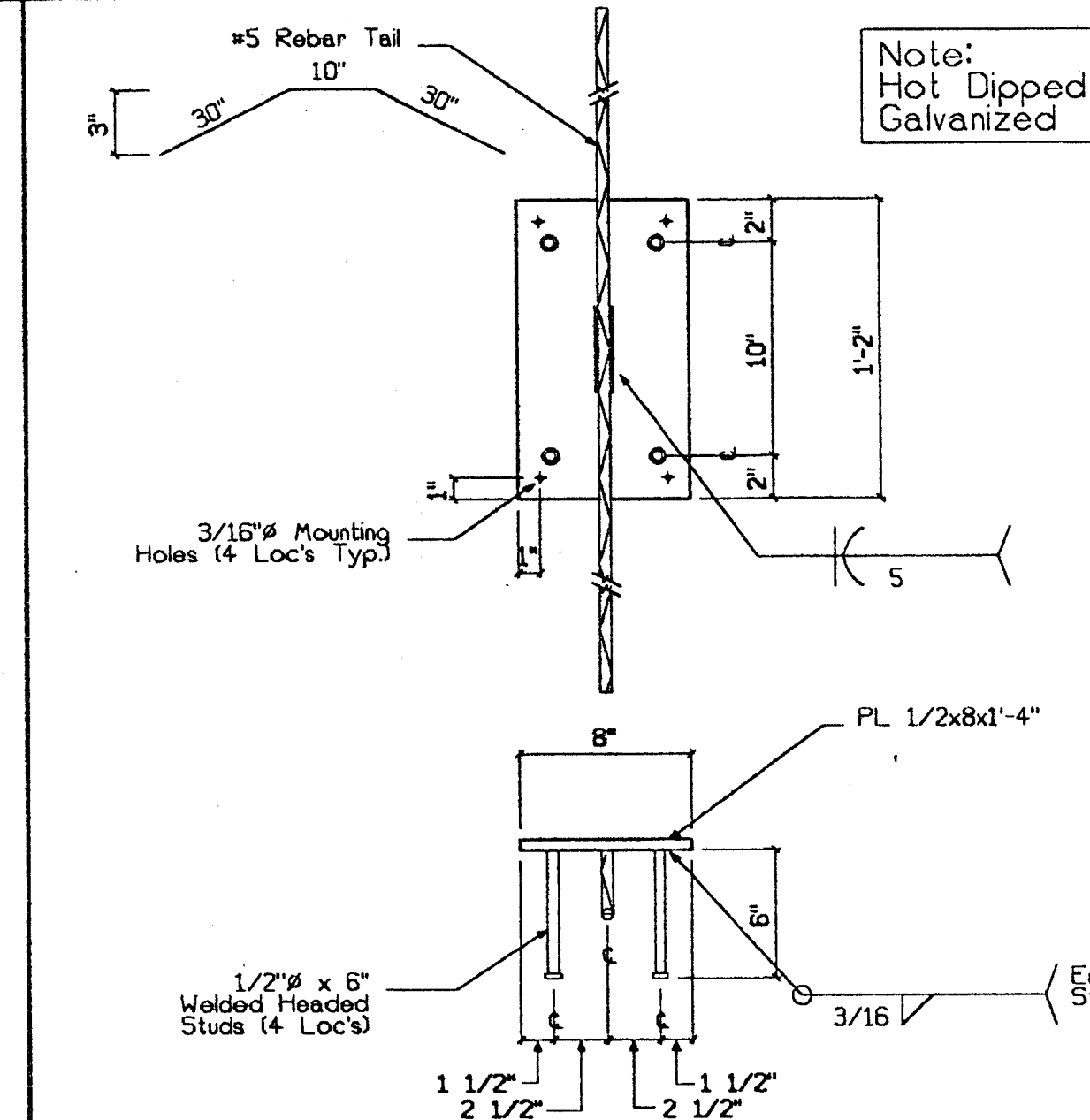
7 CIP - "C7G" 4  
MC-1 1 1/2"=1'-0" 4



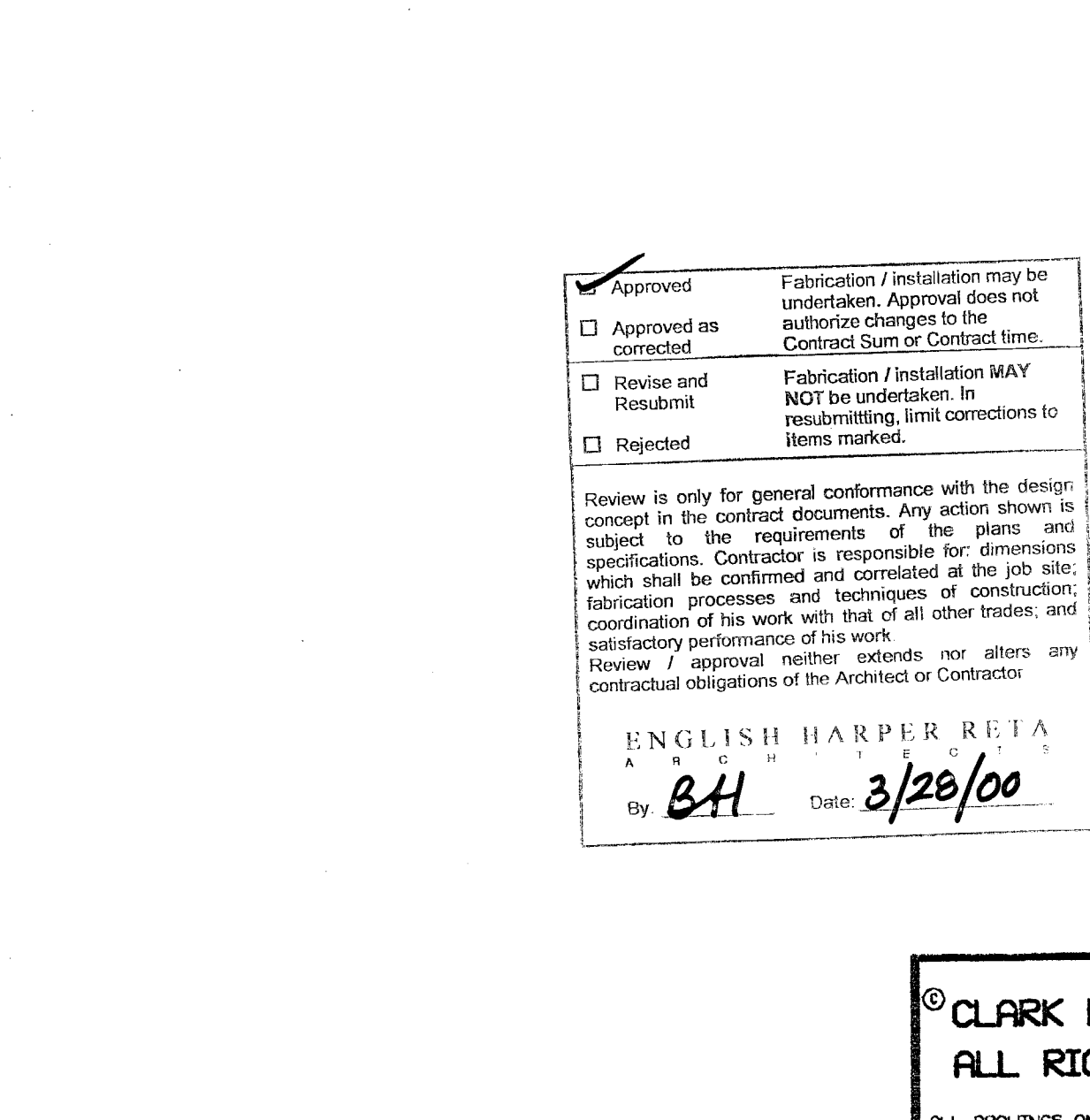
6 CIP - "C6G" 4  
MC-1 1 1/2"=1'-0" 4



13 CIP - "C13G" 3  
MC-1 1 1/2"=1'-0" 3



12 CIP - "C12G" 17  
MC-1 1 1/2"=1'-0" 15 17



11 CIP - "C11G" 2  
MC-1 1 1/2"=1'-0" 2

Approved Fabrication / installation may be undertaken. Approval does not authorize changes to the Contract Sum or Contract time.  
 Revise and Resubmit Fabrication / installation MAY NOT be undertaken. In resubmitting, limit corrections to items marked.  
 Rejected

Review is only for general conformance with the design concepts in the contract documents. Any action shown is subject to the requirements of the plans and specifications. Contractor is responsible for dimensions which shall be confirmed and correlated at the job site; coordination of his work with that of all other trades; and satisfactory performance of his work.  
 Review / approval neither extends nor alters any contractual obligations of the Architect or Contractor.

ENGLISH HARPER RETA  
By: BH Date: 3/28/00

RECEIVED  
MAR 7 1 2000  
TURNER CONSTRUCTION CO.

Released for General Conformance with the Contract Documents. Turnover documents are not to be used for any purpose other than for the contract. The Contractor is responsible for all dimensions and quantities and shall make all measurements in this work in accordance with the contract.

TURNER CONSTRUCTION CO.  
California /  
Specification 7  
Date: 3/28/00

REGISTERED PROFESSIONAL ENGINEER  
WILLIAM O. BEVIER  
No. 2271  
Exp. 03/31/01  
STRUCTURAL  
STATE OF CALIFORNIA

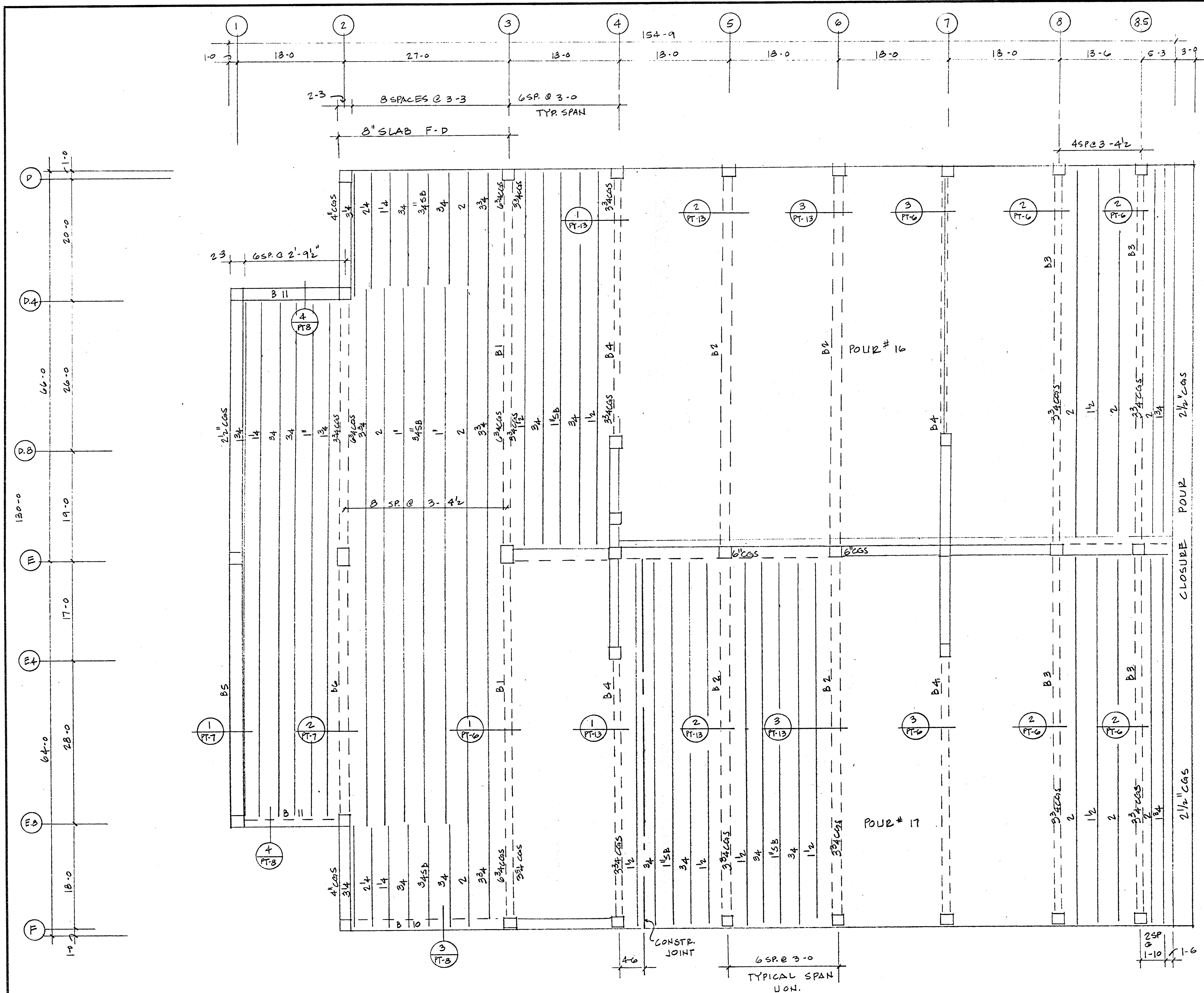
SUBMITTED  
MAR 17 2000  
CLARK PACIFIC

© CLARK PACIFIC 1999  
ALL RIGHTS RESERVED

ALL DRAWINGS AND WRITTEN MATERIAL APPEARING HEREIN CONSTITUTE THE ORIGINAL UNPUBLISHED WORK OF CLARK PACIFIC, PROTECTED BY COPYRIGHT, AND THE SAME MAY NOT BE DUPLICATED, USED, OR DISCLOSED WITHOUT THE WRITTEN CONSENT OF CLARK PACIFIC.

ISSUED FOR CONSTRUCTION	APPROVED									
SCALE: 1 1/2"	GENERAL CONTRACTOR	DATE: 3/1/00	PROJECT:	Stockton CA, Parking Garage	DRAWN BY: JM	CHECKED BY:	JOB NO. 1282			
	Turner Construction		Misc. Metal: C-Items				DRAWING NUMBER MC-1			

CLARK PACIFIC  
1980 South River Road  
West Sacramento CA 95691  
TEL: (916) 371-0505  
FAX: (916) 372-0323



I hereby certify that the above is a true and correct copy of the original as shown on the drawings and that I am a duly licensed Professional Engineer in the State of California.  
 TURNER CONSTRUCTION  
 201 EAST CHANNEL ROAD  
 BENICIA, CALIFORNIA 94510-1183

<input type="checkbox"/> Approved	Fabrication / Installation may be completed.
<input checked="" type="checkbox"/> Approved as corrected	Approval does not authorize changes to the Contract Sum or Contract Time.
<input type="checkbox"/> Review and Resubmit	Fabrication / Installation MAY NOT be undertaken in resubmitting, until corrections to these matters.
<input type="checkbox"/> Rejected	


Review is only for general conformance with the design concept in the contract documents. Any action shown is subject to the requirements of the plans and specifications. Contractor is responsible for dimensions when they are confirmed and completed at the job after fabrication processes and techniques of construction, coordination of his work with that of all other trades, and satisfactory performance of his work.  
 Reviewer: *English Harper Retz* Date: *7/18/00*

Deferred to Struct. review.

NOTES:

- 5" P.T. CONC. SLAB - U.O.N.
- VERIFY ALL DIMENSIONS AND OPENINGS WITH ARCH'L AND STRUC'L DGS.
- FOR ADDITIONAL INFORMATION, NOTES, AND DETAILS, SEE SHT. PTI AND STRUC'L DGS.
- SB DENOTES SLAB BOLSTER = C.G.S. - 1/4"
- CHAIR HEIGHTS = C.G.S. - 3/4"
- USE #4 SUPPORT BARS - U.O.N.
- ALL TENDONS INCLUDING ADDED TENDONS ARE TO BE ANCHORED AT MID-DEPTH OF SLAB.
- C.G.S. = CENTER GRAVITY OF STEEL TENDONS

REVISIONS	BY

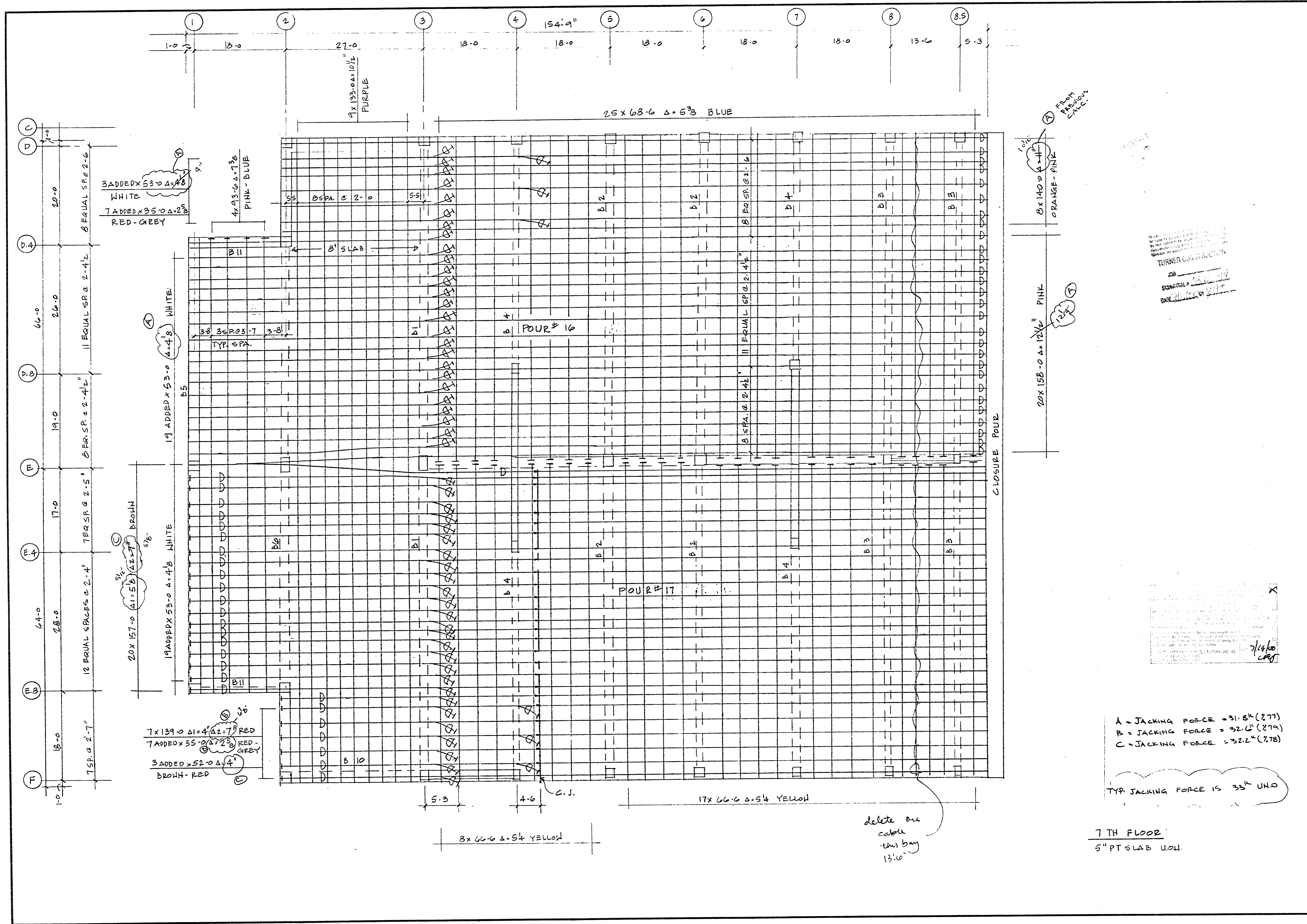


7TH FLOOR

ESSENTIAL SERVICES  
 PARKING GARAGE  
 STOCKTON CALIF.

Date	5-11-2000
Scale	1/8" = 1'-0"
Drawn	15
Job	451
Sheet	PT-15
Of	Sheets





REVISIONS	BY



7TH FLOOR

ESSENTIAL SERVICES  
PARKING GARAGE  
STOCKTON CALIF

Date	5-11-2000
Scale	1/8" = 1'-0"
Drawn	IS
Job	451
Sheet	PT-16
Of	Sheets

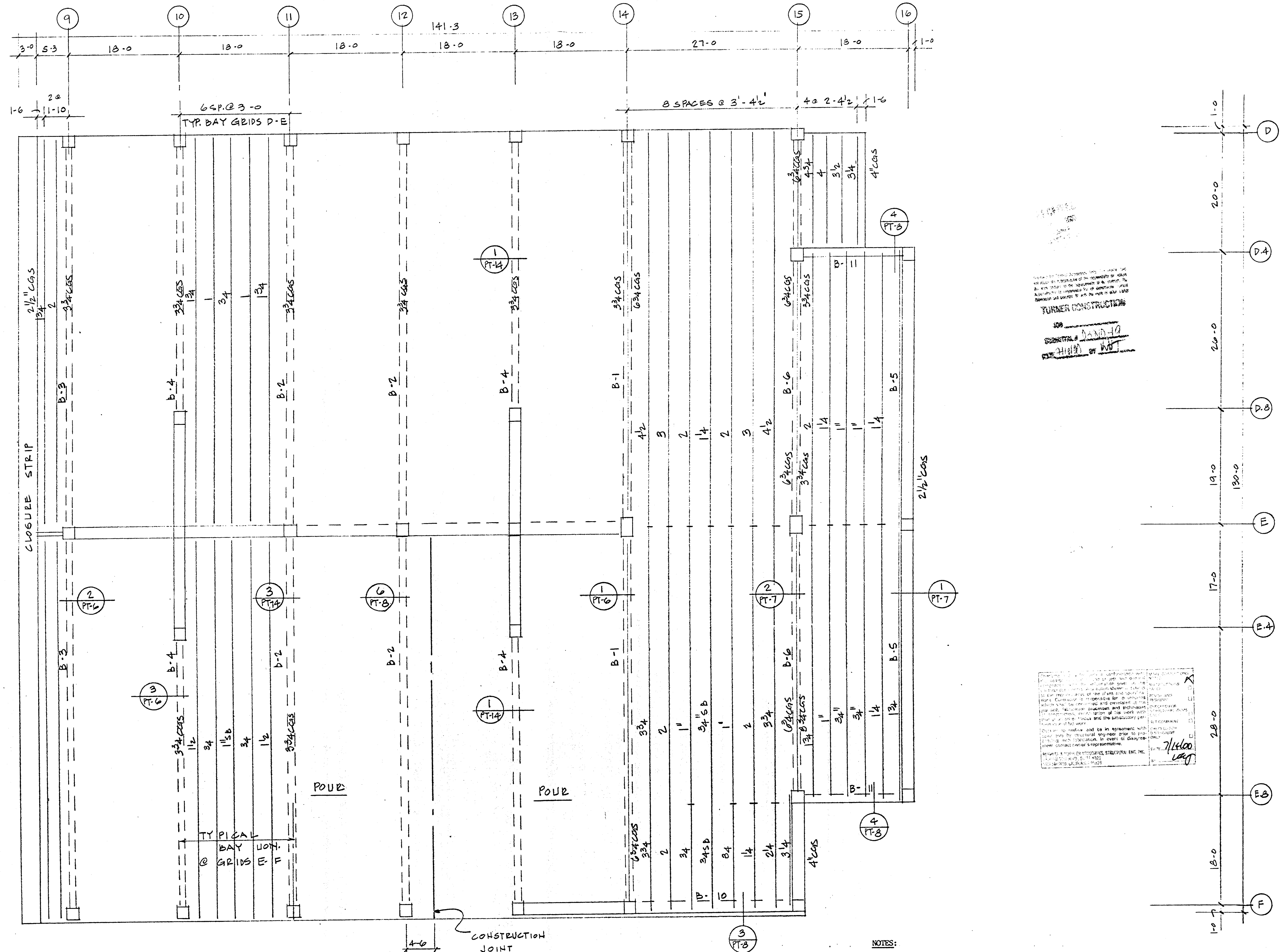
TURNER CONSTRUCTION  
SUBMITTAL  
DATE: 5/11/00  
BY: [Signature]

A = JACKING FORCE = 31.8K (277)  
 B = JACKING FORCE = 32.6K (279)  
 C = JACKING FORCE = 32.2K (278)

TYP. JACKING FORCE IS 33K UNO

7TH FLOOR  
5" PT SLAB UNO.

delete one cable this bay 13'6"



TURNER CONSTRUCTION  
 JOB IDENTIFIED BAND-19  
 FILE HIGH BY WPT

7/16/00  
 WPT

- NOTES:
- 5" P.T. CONC. SLAB - U.O.N.
  - VERIFY ALL DIMENSIONS AND OPENINGS WITH ARCH'L AND STRUC'L DWGS.
  - FOR ADDITIONAL INFORMATION, NOTES, AND DETAILS, SEE SHT. PT-1 AND STRUC'L DWGS.
  - S.B. DENOTES SLAB BOLSTER - C.G.S. - 1/4"
  - CHAIR HEIGHTS - C.G.S. - 3/4"
  - USE #4 SUPPORT BARS - U.O.N.
  - ALL TENDONS INCLUDING ADDED TENDONS ARE TO BE ANCHORED AT MID-DEPTH OF SLAB.
  - C.G.S. = CENTER GRAVITY OF STEEL TENDONS


REVISIONS	BY



7TH FLOOR

ESSENTIAL SERVICES  
 PARKING GARAGE  
 STOCKTON CALIF.

Date	5-11-2000
Scale	1/8" = 1'-0"
Drawn	IS
Job	451
Sheet	PT-17
Of	Sheets



10 x 137-0 Δ=10/2 GOLD  
 4 ADDED x 63-0 Δ=5 GREEN  
 6 ADDED x 45-0 Δ=3/2 SILVER

24 ADDED x 53-0 Δ=4/8 WHITE  
 19 ADDED x 53-0 Δ=4/8 WHITE  
 7 x 124-6 Δ=5/8 GREY  
 20 x 143-6 Δ=5/8 ORANGE

3 ADDED x 53-0 Δ=4/8 WHITE  
 7 ADDED x 35-0 Δ=2/8 RED-GREY

A = JACKING FORCE = 31.8K (277)  
 B = JACKING FORCE = 32.6K (279)  
 C = JACKING FORCE = 32.2K (278)  
 TYP. JACKING FORCE IS 33K UNO

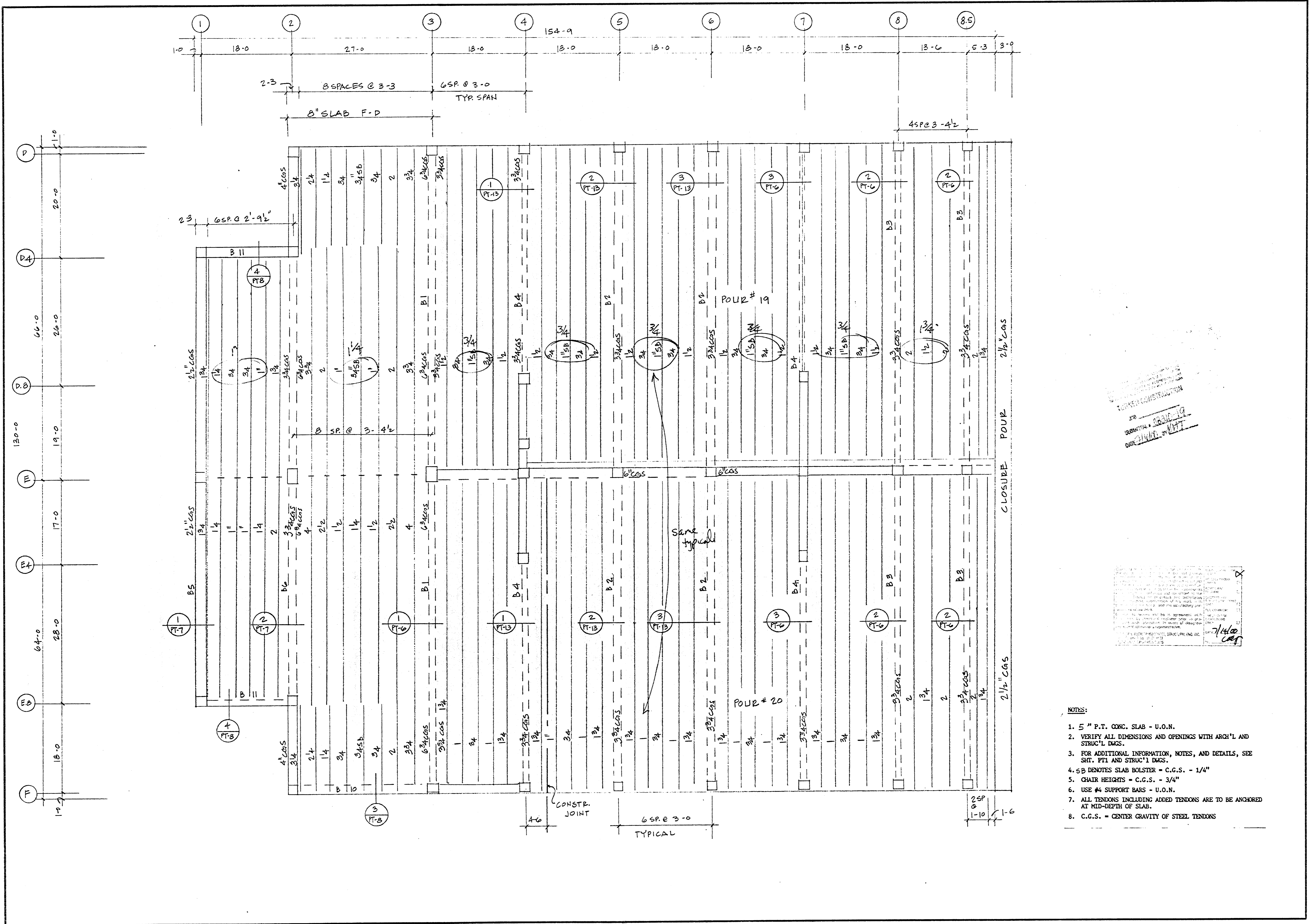
REVISIONS	BY



7 TH FLOOR

ESSENTIAL SERVICES  
 PARKING GARAGE  
 STOCKTON CALIF

Date 5-11-2000  
 Scale 1/32 = 1'-0"  
 Drawn IS  
 Job 451  
 Sheet  
 PT-18  
 Of Sheets



- NOTES:**
- 5" P.T. CONC. SLAB - U.O.N.
  - VERIFY ALL DIMENSIONS AND OPENINGS WITH ARCH'L AND STRUC'L DWGS.
  - FOR ADDITIONAL INFORMATION, NOTES, AND DETAILS, SEE SHIT, FT1 AND STRUC'L DWGS.
  - SB DENOTES SLAB BOLSTER - C.G.S. - 1/4"
  - CHAIR HEIGHTS - C.G.S. - 3/4"
  - USE #4 SUPPORT BARS - U.O.N.
  - ALL TENDONS INCLUDING ADDED TENDONS ARE TO BE ANCHORED AT MID-DEPTH OF SLAB.
  - C.G.S. - CENTER GRAVITY OF STEEL TENDONS

PROJECT: ESSENTIAL SERVICES  
 DRAWN BY: [Signature]  
 DATE: 7/14/00

7/14/00  
 [Signature]

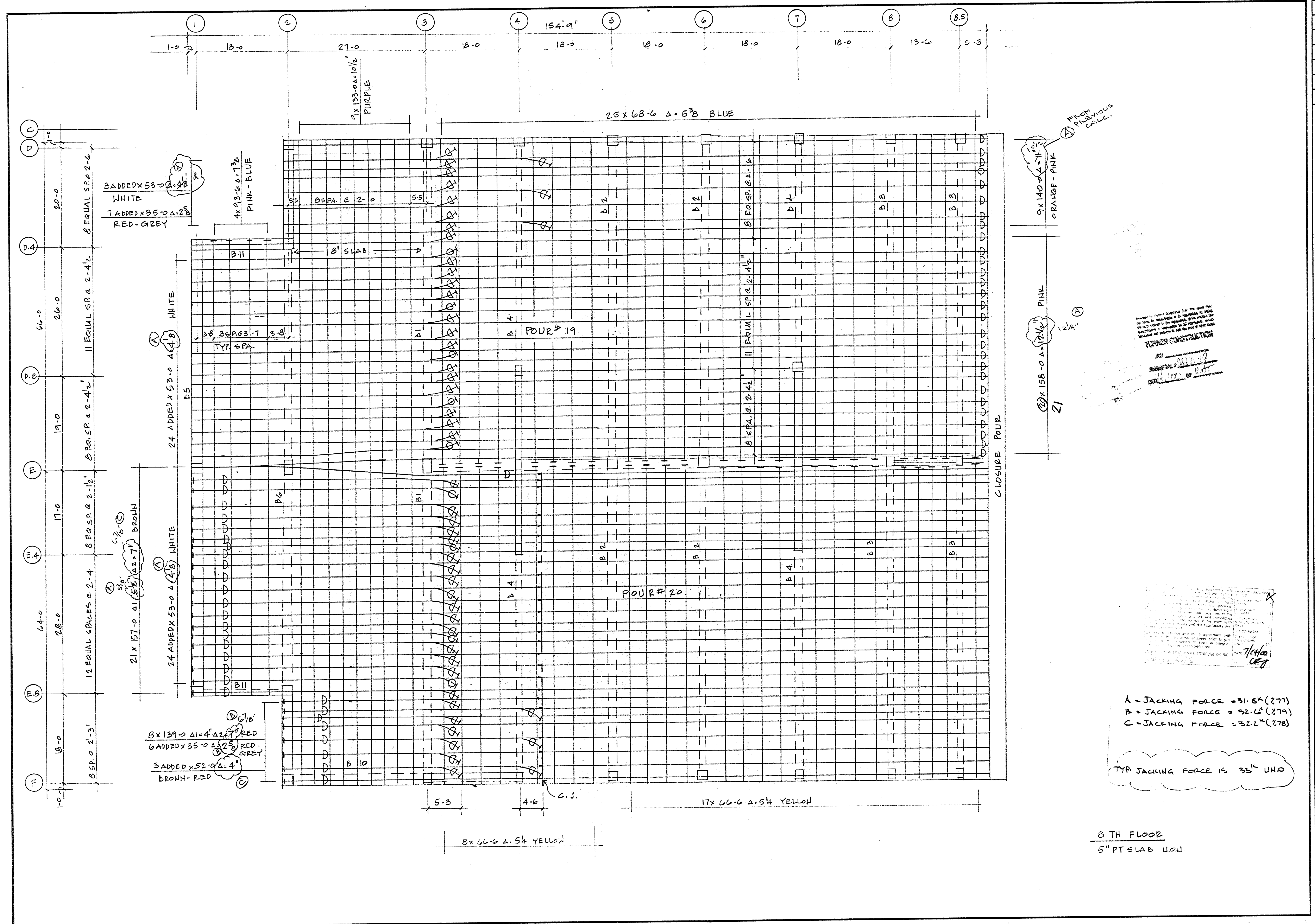
REVISIONS	BY




8TH FLOOR

ESSENTIAL SERVICES  
 PARKING GARAGE  
 STATION CALIF.

Date	6-1-2000
Scale	1/8" = 1'-0"
Drawn	IS
Job	451
Sheet	PT-19
Of	Sheets



REVISIONS	BY



**8TH FLOOR**

ESSENTIAL SERVICES  
PARKING GARAGE CALIF  
STOCKTON

Date	6-1-2000
Scale	1/8" = 1'-0"
Drawn	IS
Job	451
Sheet	PT-20
Of	Sheets

9x140 Δ 1/2" PINK  
ORANGE - PINK

9x158 Δ 1/2" PINK  
21

FROM PREVIOUS CALL

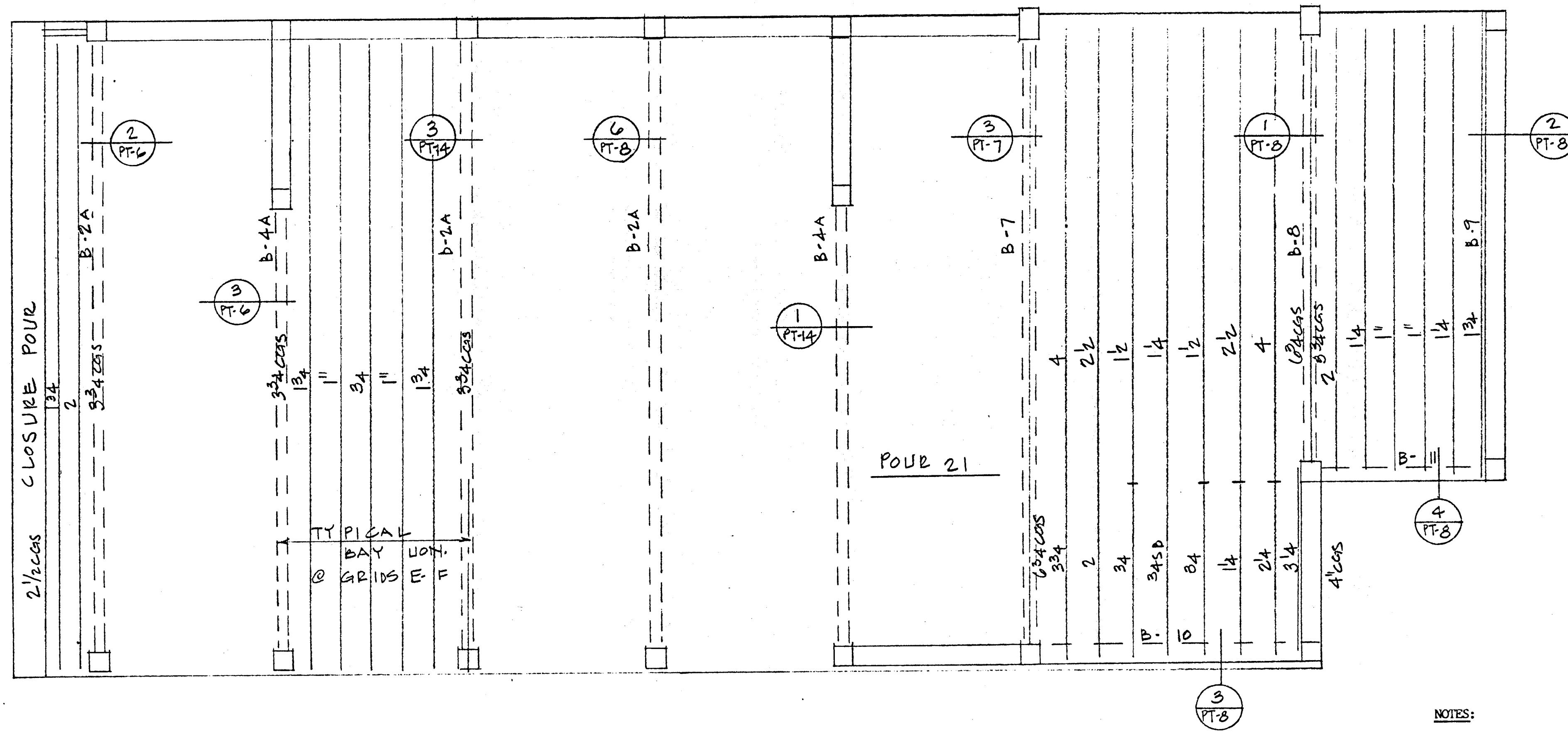
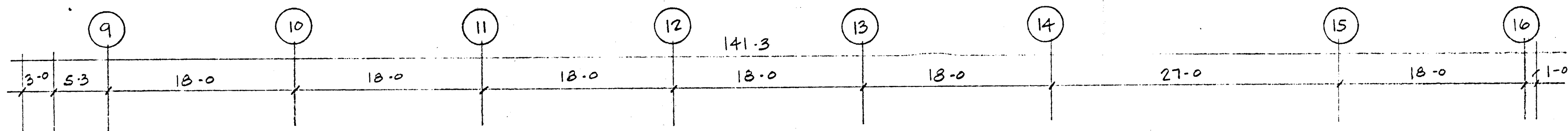
TURNER CONSTRUCTION  
SUBMITTED 6/3/00  
APPROVED BY W.T.

7/14/00  
C.E.G.

A = JACKING FORCE = 31.8k (277)  
B = JACKING FORCE = 32.6k (279)  
C = JACKING FORCE = 32.2k (278)

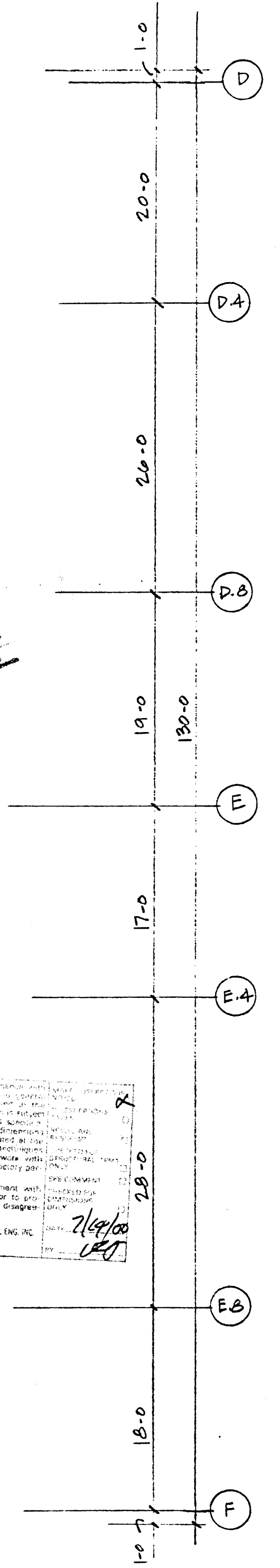
TYP. JACKING FORCE IS 33k UNO

8TH FLOOR  
5" PT SLAB UOH.



TURNER CONSTRUCTION  
 JOB NO. 00000000000000000000  
 DATE 7/10/00 BY VBT

2/14/00  
 VBT



- NOTES:
- 5" P.T. CONC. SLAB - U.O.N.
  - VERIFY ALL DIMENSIONS AND OPENINGS WITH ARCH'L AND STRUC'L DWGS.
  - FOR ADDITIONAL INFORMATION, NOTES, AND DETAILS, SEE SHIT. PT-1 AND STRUC'L DWGS.
  - 5B DENOTES SLAB BOLSTER = C.G.S. - 1/4"
  - CHAIR HEIGHTS = C.G.S. - 3/4"
  - USE #4 SUPPORT BARS - U.O.N.
  - ALL TENDONS INCLUDING ADDED TENDONS ARE TO BE ANCHORED AT MID-DEPTH OF SLAB.
  - C.G.S. = CENTER GRAVITY OF STEEL TENDONS

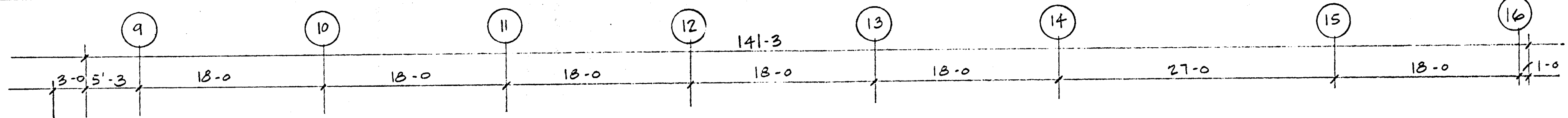
REVISIONS	BY



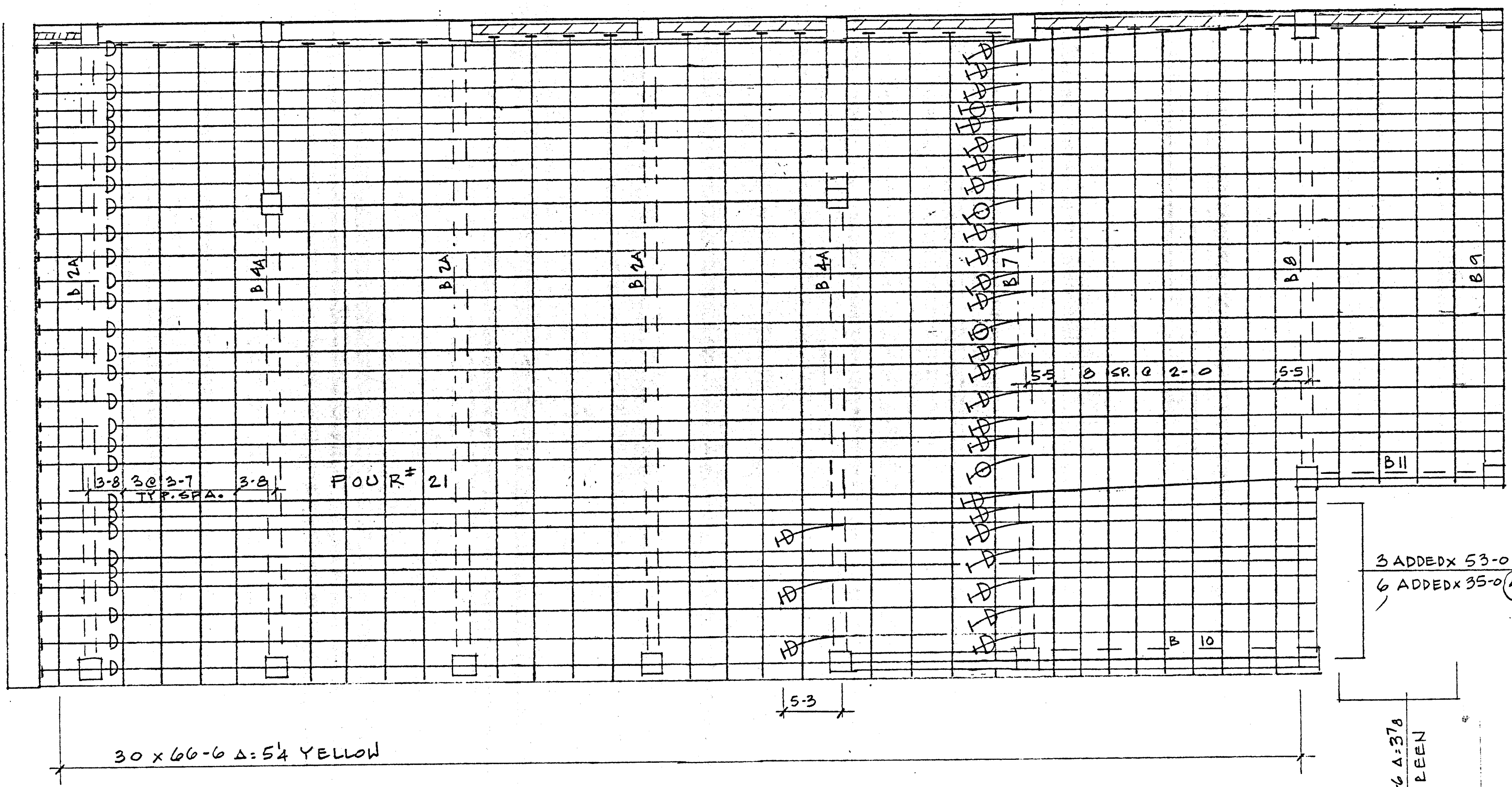
8 TH FLOOR

ESSENTIAL SERVICES  
 PARKING GARAGE  
 STOCKTON CALIF.

Date	6-1-2000
Scale	1/8" = 1'-0"
Drawn	IS
Job	451
Sheet	PT-21
Of	Sheets



126'-0"  $\Delta = 11 \frac{1}{2}$ "  
 8 x 12 @ 6"  $\Delta = 10$ "  
 GREY  
 9 3/4"  
 21 x 143'-0"  $\Delta = 11 \frac{1}{2}$ "  
 ORANGE



25 ADDEDX 53-0  $\Delta = 4 \frac{1}{2}$  WHITE

3 ADDEDX 53-0  $\Delta = 4 \frac{1}{2}$  WHITE  
 6 ADDEDX 35-0  $\Delta = 2 \frac{3}{8}$  RED-GREY

A = JACKING FORCE = 31.8K (277)  
 B = JACKING FORCE = 32.0K (279)  
 C = JACKING FORCE = 32.2K (278)

TYP. JACKING FORCE IS 33K UNO

12 EQUAL SP. @ 2'-4"  
 8 EQ. SP @ 2'-12"  
 8 EQ. SP @ 2'-12"  
 17'-0"  
 20'-0"  
 6'-6"-0"  
 19'-0"  
 20'-0"  
 1'-0"

APPROVED  
 DATE 10/20/00  
 BY [Signature]  
 ENGINEER [Signature]

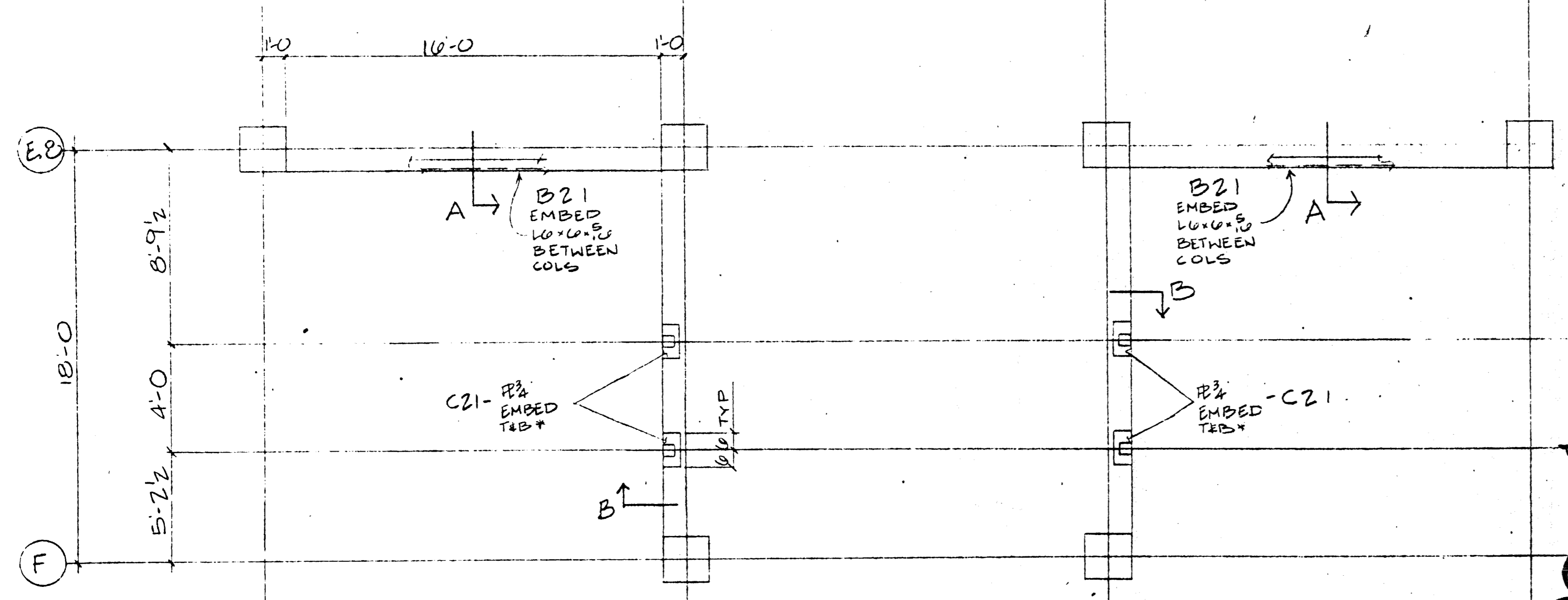
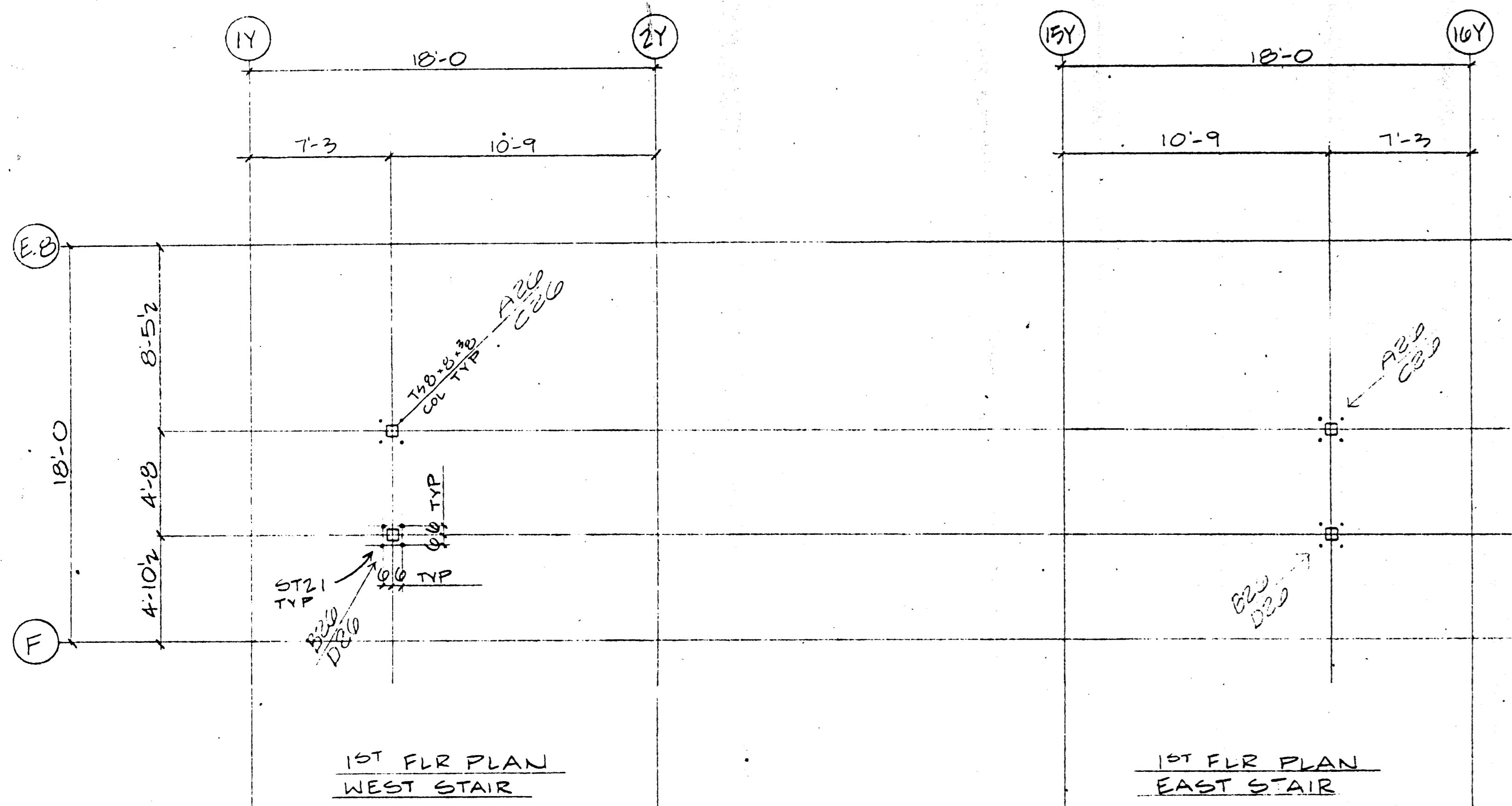
REVISIONS	BY



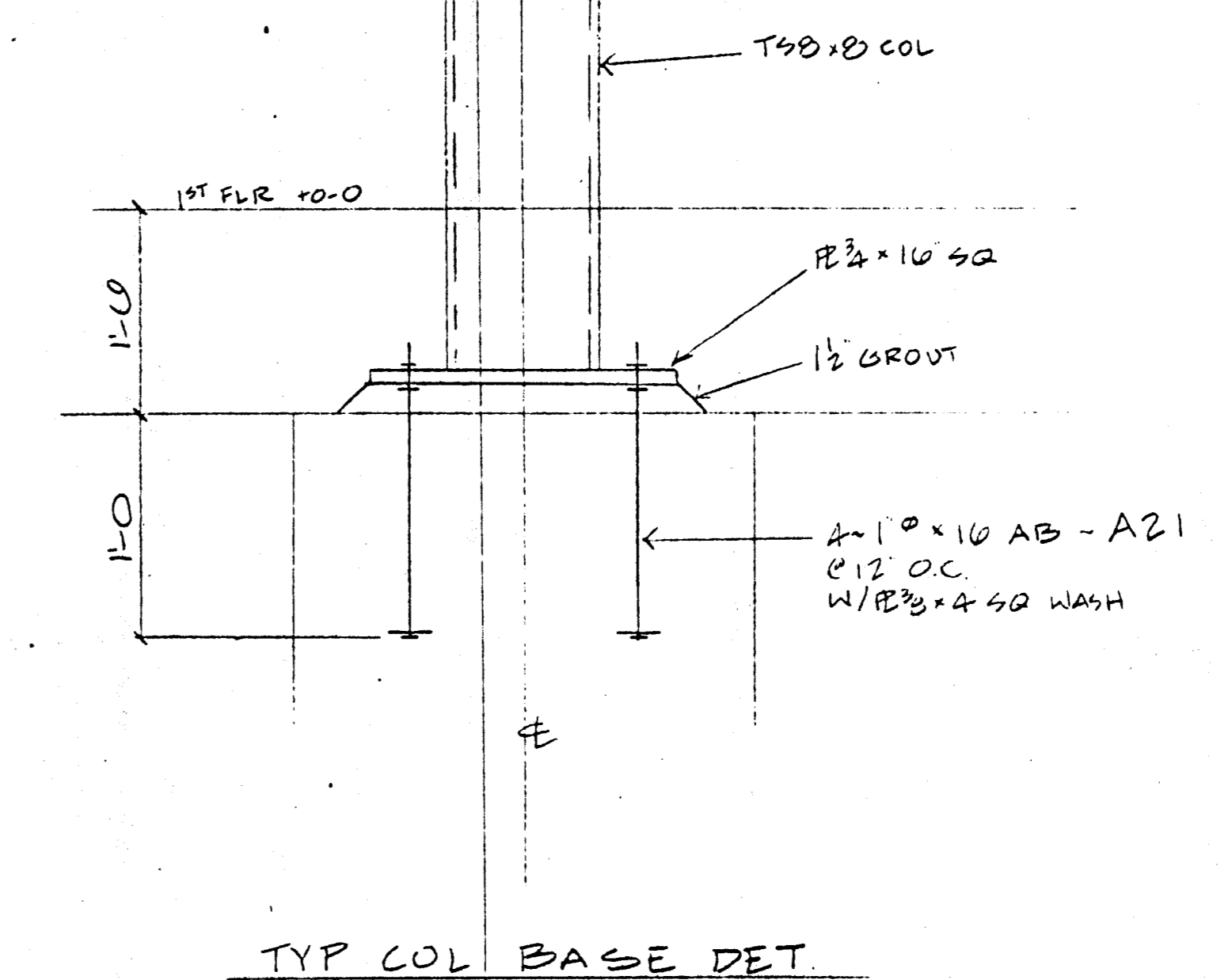
8 TH FLOOR

ESSENTIAL SERVICES  
 PARKING GARAGE  
 STOCKTON CALIF

Date 6-1-2000  
 Scale 1/8" = 1'-0"  
 Drawn 15  
 Job 451  
 Sheet PT-22  
 Of 2 Sheets

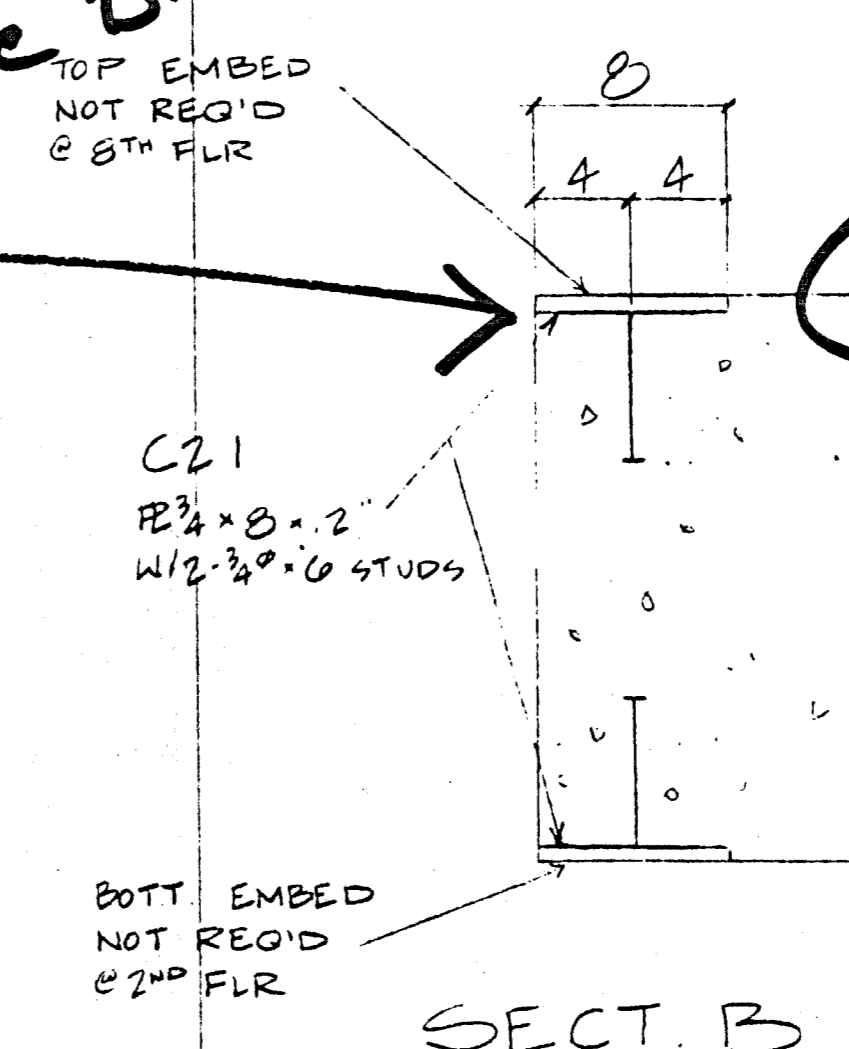


\* TOP EMBED NOT REQ'D @ 8TH FLR. BOTT EMBED NOT REQ'D @ 2ND FLR



TYP COL BASE DET.

EMBED @ TOP OF CURB NOT TOP OF BM PER Eric B. & COFAB 5/4/00



SECT. B

Plans Reviewed by Precision Inspection Company  
 PCO: \_\_\_\_\_  
 EO: \_\_\_\_\_  
 Date: 10-3-00  
 RFI: \_\_\_\_\_

Total Pages: 27  
 Check for connections with design concept of the project and general contract documents. Any action shown in this to the requirements of the plans and specifications. Contractor is responsible for dimensions which shall be confirmed and correlated at the job site, fabrication processes and techniques of construction, coordination of his work with that of all other trades, and satisfactory performance of his work. Review / approval neither extends nor alters any contractual obligations of the Architect or Contractor.

See sheet EB for commands  
 Architect verify stair dimensions & handrail type

**REVISE & RESUBMIT**  
**STAIRS ARE REQUIRED TO BE STEEL STAIRS**

Submit plans & calcs. to Bldg. Dept. for approval. ✓ - TURNER


<input type="checkbox"/> Approved as corrected	Fabrication / installation may be undertaken. Approval does not authorize changes to the Contract Sum or Contract time.
<input type="checkbox"/> Revise and Resubmit	Fabrication / installation MAY NOT be undertaken, in resubmitting, limit corrections to items marked.
<input type="checkbox"/> Rejected	

ENGLISH HARPER RETA  
 By: BH Date: 4/21/00

RECEIVED APR 14 2000 TURNER CONSTRUCTION CO.

Reviewed for General Conformance with the Contract Documents. This review does not constitute an approval of the contractor's work, but is limited to the accuracy of the drawings, permit fabrication and execution in with the work of other trades.

TURNER CONSTRUCTION CO.  
 Scheduling / 05510-04/  
 Specifications / 4-11-00  
 Date: 4/21/00



FOR PARKING GARAGE STRUCTURE ONLY  
 NOT FOR ESSENTIAL SERVICES BUILDING

RECEIVED APR 20 2000 COFAB STEEL CORP. MAY 10 2000

NO	DESCRIPTION	DATE	APP'D
1	REVISED	4-11	

**COFAB STEEL CORP.**  
 VALLEJO, CA

CUSTOMER: TURNER CONST  
 PROJECT: ESSENTIAL SERVICES BLDG  
 LOCATION: STOCKTON, CA

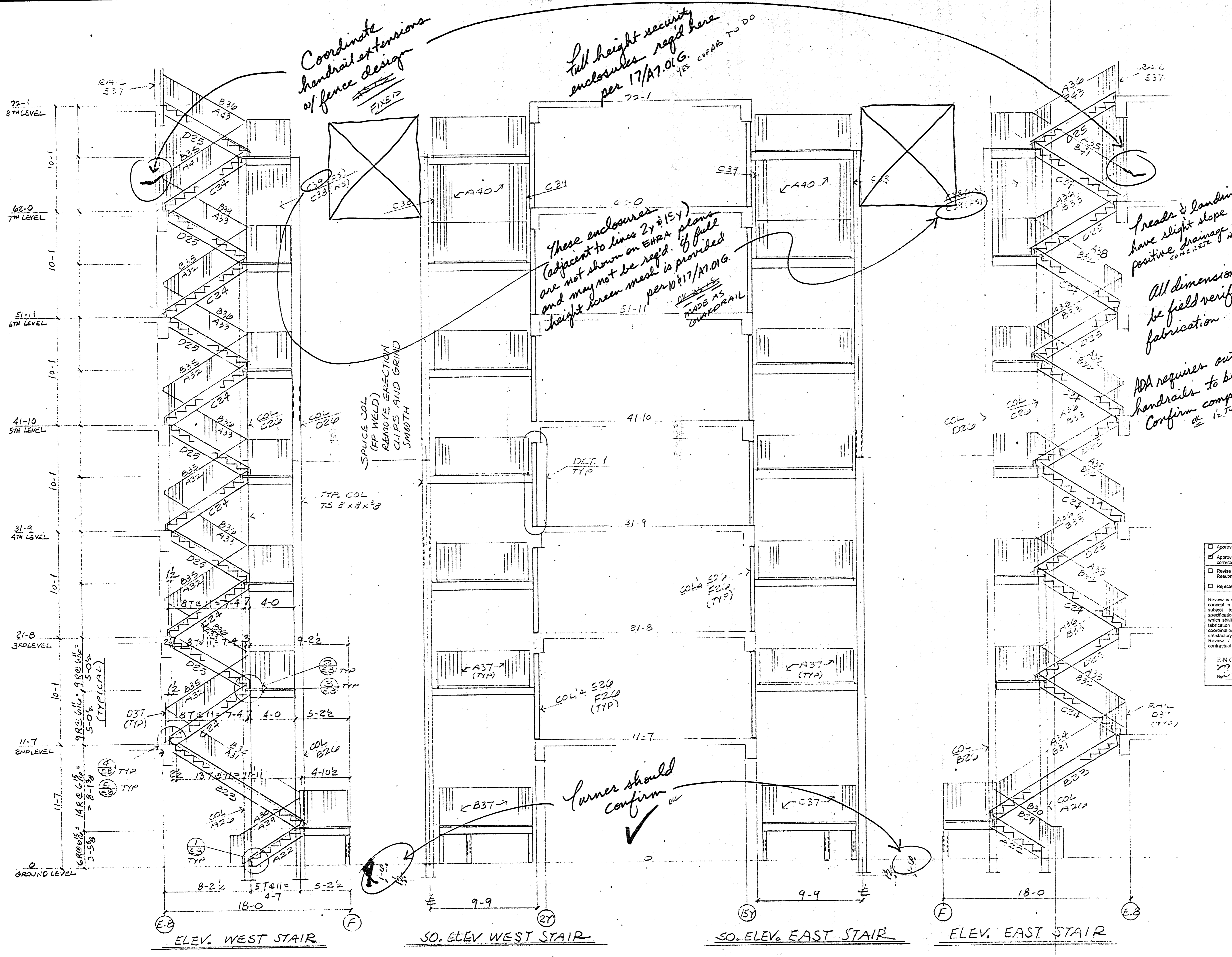
ANCHOR BOLT LAYOUT GARAGE STAIRS

DRAWN BY: ROB DATE: 3-00  
 CHECKED BY: RM DATE: \_\_\_\_\_  
 APPROVED BY: \_\_\_\_\_ DATE: \_\_\_\_\_

JOB NO: 905  
 DRAWING REV: E0 1

10-01550





Coordinate handrail extensions of fence design  
 FIXED

Full height security enclosures req'd here per 17/A7.01.G.  
 YES COFAB TO DO

These enclosures (adjacent to lines 2y & 15y) are not shown on EHPA plans and may not be req'd. If full height screen mesh is provided per 10 & 17/A7.01.G.  
 MADE AS HANDRAIL

Landings should have slight slope (1/8" : 12") for positive drainage of rainwater.  
 CONCRETE

All dimensions should be field verified before fabrication.  
 CONFLICTS WITH TURNER'S

ADA requires outside dia. of handrails to be 1 1/4" min, 1 1/2" max.  
 Confirm compliance.  
 1/2" TUB

RECEIVED  
 APR 14 2000  
 TURNER CONSTRUCTION CO.

Reviewed for General Conformance with the Contract Documents. The Review does not constitute the subcontractor's responsibility for making the work conform to the requirements of the contract. The subcontractor is responsible for all dimensions, correct fabrication and conformance with the rest of submittals.  
 TURNER CONSTRUCTION CO.  
 05/10.04/9  
 4/13/00  
 RHT

Approved  
 Approved as corrected  
 Revise and Resubmit  
 Rejected

Review is only for general conformance with the design concept in the contract documents. Any action shown is subject to the requirements of the plans and specifications. Contractor is responsible for dimensions which shall be confirmed and controlled at the job site; fabrication processes and techniques of construction; coordination of his work with that of all other trades; and satisfactory performance of his work. Review / approval neither extends nor alters any contractual obligations of the Architect or Contractor.

ENGLISH HARPER RETA  
 APR 21 2000

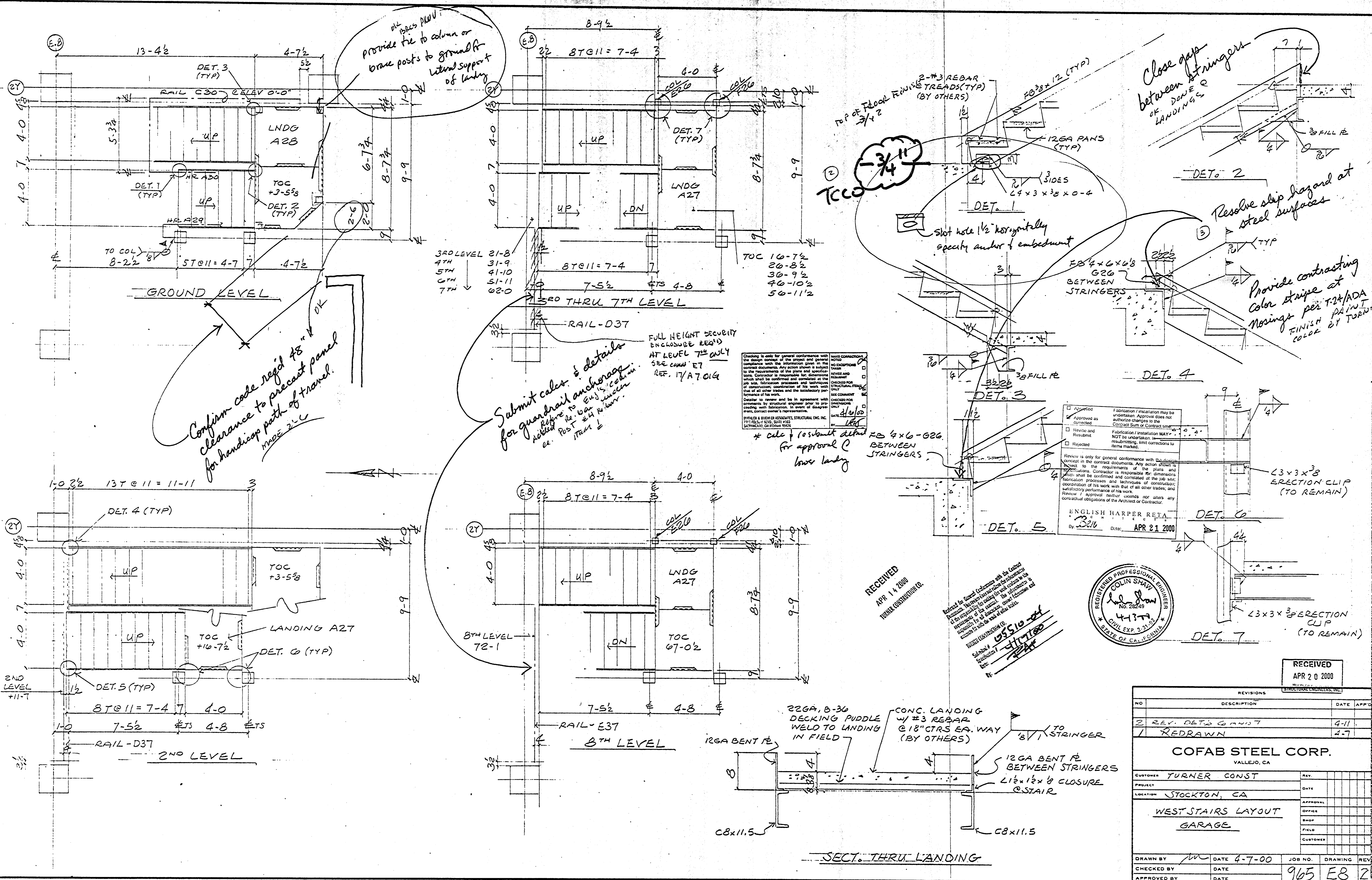


RECEIVED  
 APR 20 2000  
 BULLER & ASSOCIATES  
 STRUCTURAL ENGINEERS, INC.

REVISIONS			
NO	DESCRIPTION	DATE	APP

<b>COFAB STEEL CORP.</b> VALLEJO, CA			
CUSTOMER	TURNER CONST	REV	
PROJECT	PARKING GARAGE	DATE	
LOCATION	STUCKTON, CA	APPROVAL	
LAYOUT GARAGE STAIRS		OFFICE	
		SHOP	
		FIELD	
		CUSTOMER	
DRAWN BY	ML	DATE	3-16-00
CHECKED BY		DATE	
APPROVED BY		DATE	
JOB NO.		DRAWING	REV
		965	E7



ALL BRACES PLANNED  
 Provide tie to column or  
 brace posts to ground for  
 lateral support  
 of landing

Confirm code req'd for  
 clearance to precast panel  
 for handicap path of travel.  
 MADE 2-1-00

Submit calc. & details  
 for guardrail anchorage.  
 Refer to Eng. 5/1/00  
 advised Post #44 to tower.

FULL HEIGHT SECURITY  
 ENCLOSURE REQ'D  
 AT LEVEL 7th ONLY  
 SEE COMM. E7  
 REF. 17/A7.01G

Checking is only for general conformance with the design concept of the project and general compliance with the information given in the contract documents. Any action allowed to the requirements of the plans and specifications. Contractor is responsible for dimensions on site. Fabrication processes and techniques of construction, coordination of the work with that of all other trades and the satisfactory performance of the work.

\* calc. + submit detail for approval @ lower landing

TOP OF FLOOR FINISH 2-#3 REBAR TREADS (TYP) (BY OTHERS)

Close gaps between stringers OR DONE R LANDING

Resolve slip hazard at steel surfaces

Provide contrasting color stripe at nosings per 7.24/ADA FINISH BY TOWER

APPROVED AS CORRECTED  
 REVISIONS  
 REJECTED

ENGLISH HARPER RETA  
 By: [Signature] Date: APR 21 2000

RECEIVED  
 APR 14 2000  
 TURNER CONSTRUCTION CO.

Review for General Conformance with the Contract Documents. The Engineer does not have the authority to approve or disapprove the contractor's interpretation of the contract documents. The contractor is responsible for the accuracy of the information and the results of the work.

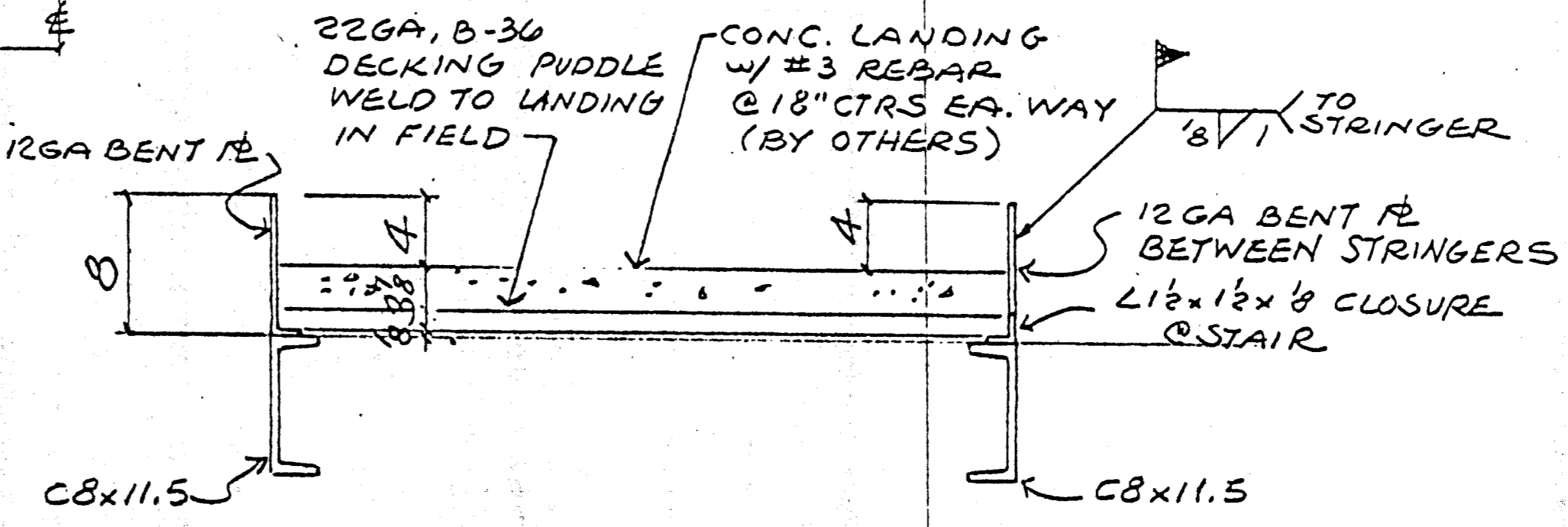
REGISTERED PROFESSIONAL ENGINEER  
 COLIN SHAW  
 No. 28249  
 CIVIL EXP. 3-31-02  
 STATE OF CALIFORNIA

RECEIVED  
 APR 20 2000

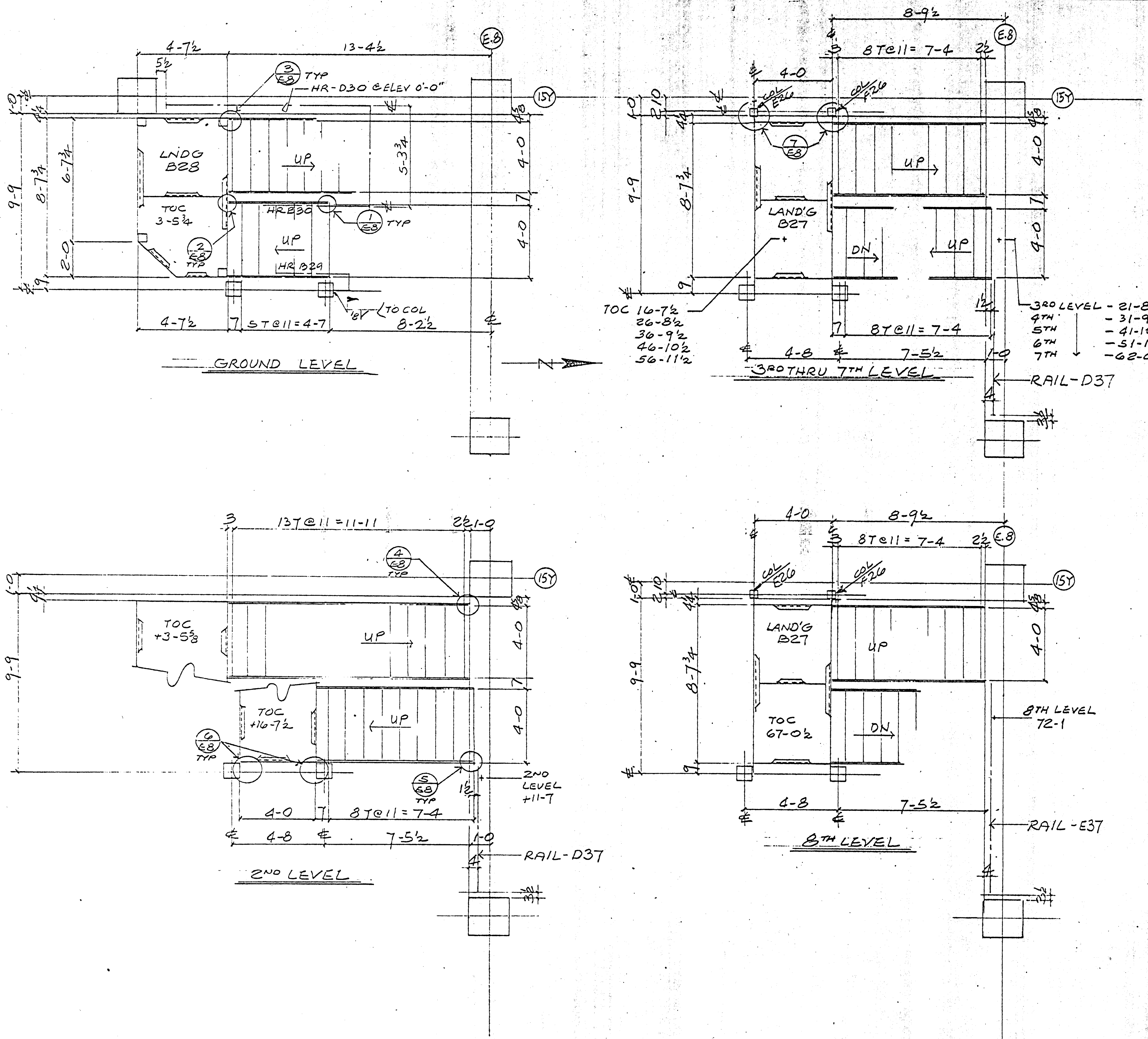
NO.	DESCRIPTION	DATE APP'D
2	REV. DET. 6 & 7	4-11
1	REDRAWN	4-7

<b>COFAB STEEL CORP.</b> VALLEJO, CA	
CUSTOMER	TURNER CONST
PROJECT	
LOCATION	STOCKTON, CA
WEST STAIRS LAYOUT GARAGE	
DRAWN BY	lw
CHECKED BY	
APPROVED BY	

DRAWN BY	lw	DATE	4-7-00	JOB NO.		DRAWING	EB 2
CHECKED BY		DATE					
APPROVED BY		DATE					



SECT. THRU LANDING



Fabrication / installation may be undertaken without approval of the Engineer.
   
 Fabrication / installation does not authorize changes to the Contract Sum or Contract time.
   
 Fabrication / installation MAY NOT be undertaken in re-submitting, until corrections to items marked.
   
 Review is only for general conformance with the design shown in the contract documents. Any action shown is subject to the requirements of the plans and specifications. Contractor is responsible for dimensions which shall be confirmed and corrected at the job site. Fabrication, professional, and techniques of construction coordination of his work with that of all other trades, and satisfactory performance of his work. Review / approval neither extends nor alters any contractual obligations of the Architect or Contractor.
   
 ENGLISH HARPER RETA
   
 By: *[Signature]* Date: APR 21 2000

Reviewed for General Conformance with the Contract Documents. This review does not constitute an assumption of responsibility for making the work conform to the contract. The subcontractor is responsible for all dimensions, correct fabrication and erection in accordance with the work of other trades.
   
 TURNER CONSTRUCTION CO.
   
 Schedule # 5510-04
   
 Specimen # 41377
   
 Date: *[Signature]*

RECEIVED
   
 APR 14 2000
   
 TURNER CONSTRUCTION CO.



RECEIVED
   
 APR 20 2000
   
 TURNER CONSTRUCTION CO.

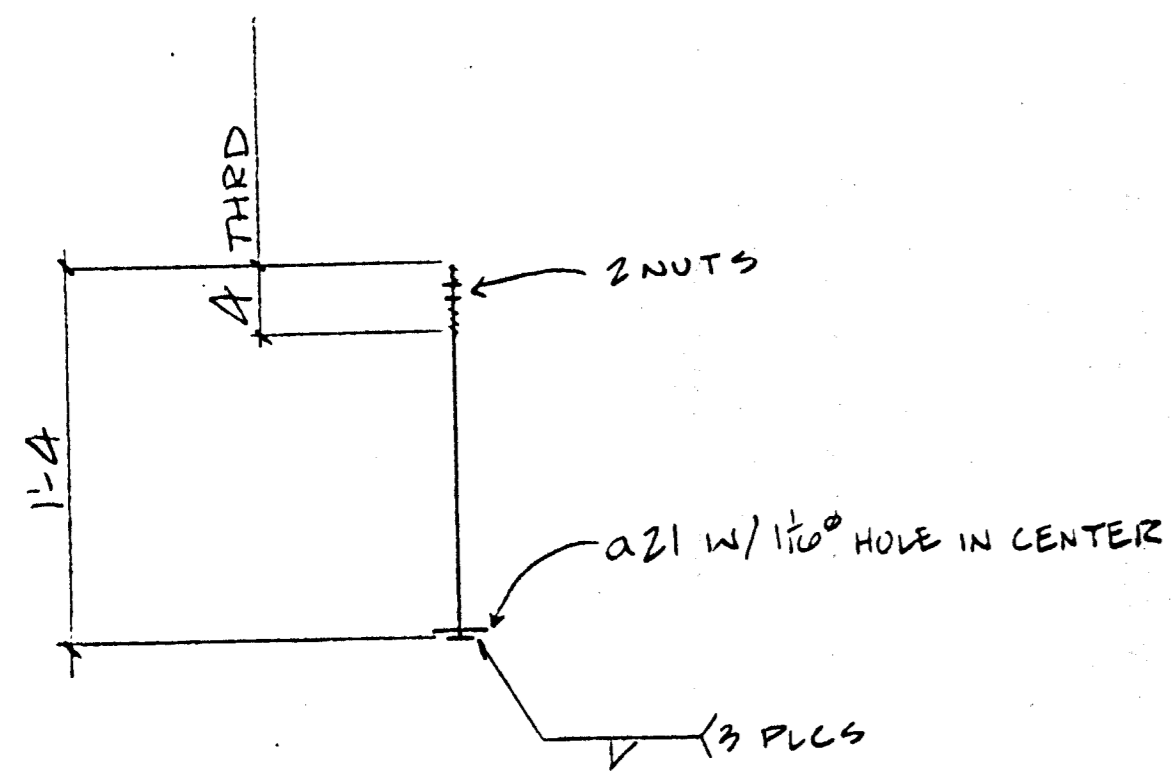
FOR DETAILS SEE DWG E8

REVISIONS			
NO.	DESCRIPTION	DATE	APP.
2	REVISED LOC. OF ERG, F26	4-11	
1	REDRAWN	4-7	

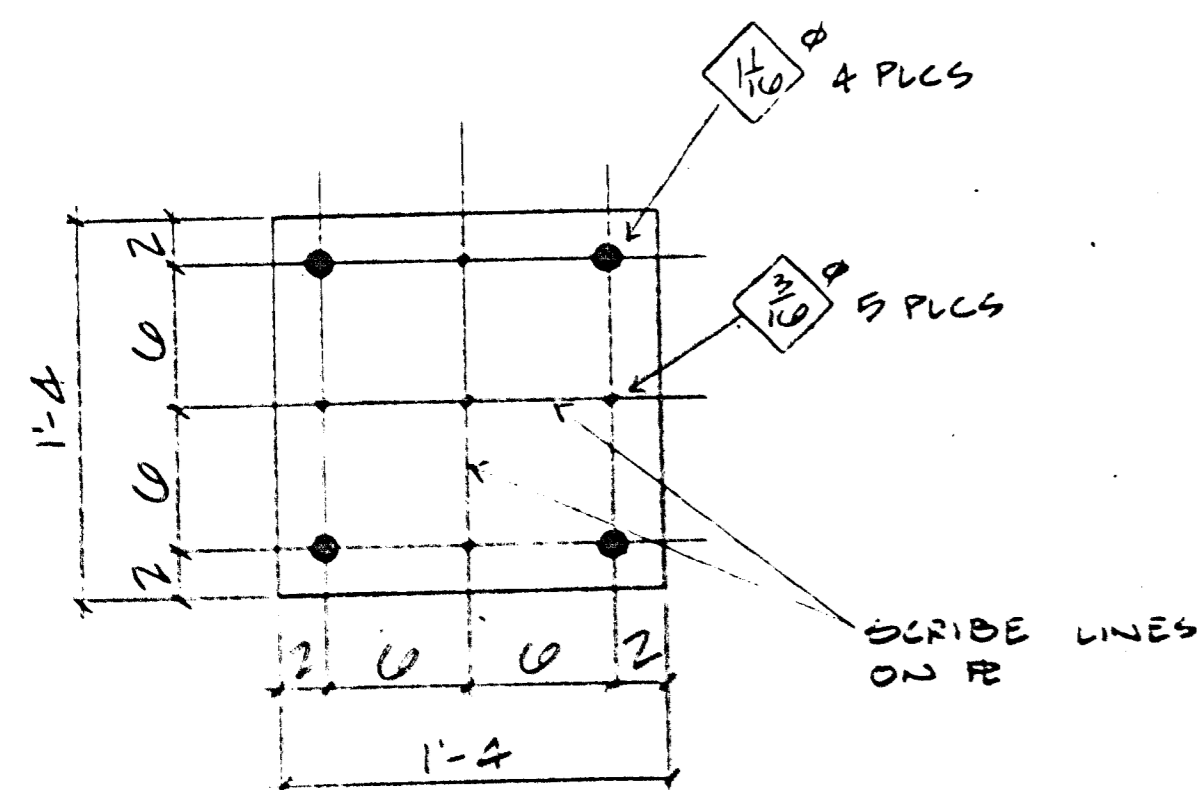
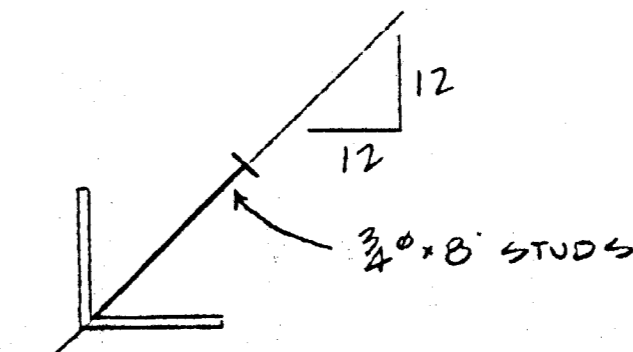
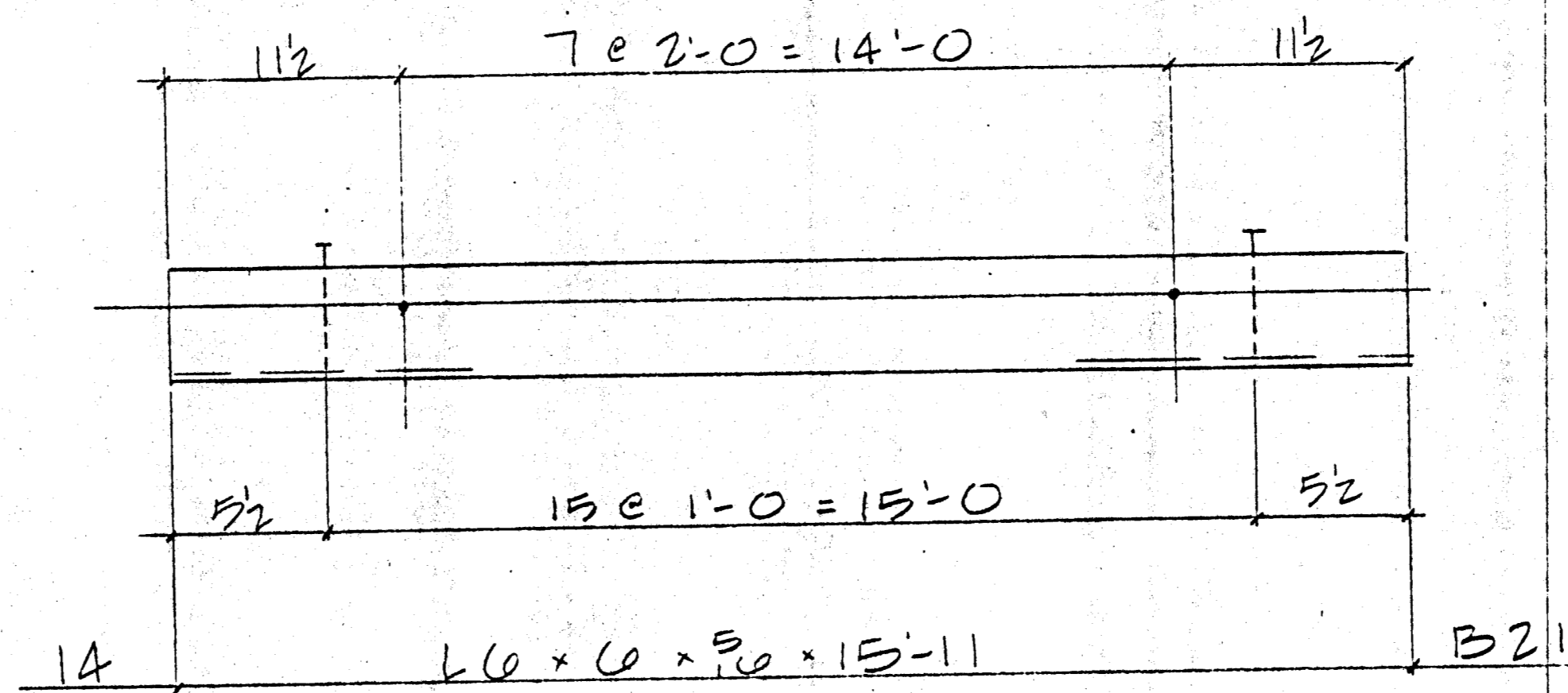
**COFAB STEEL CORP.**  
VALLEJO, CA

CUSTOMER	TURNER CONST	REV.	
PROJECT		DATE	
LOCATION	STOCKTON, CA	APPROVAL	
EAST STAIRS LAYOUT		OFFICE	
GARAGE		SHOP	
		FIELD	
		CUSTOMER	

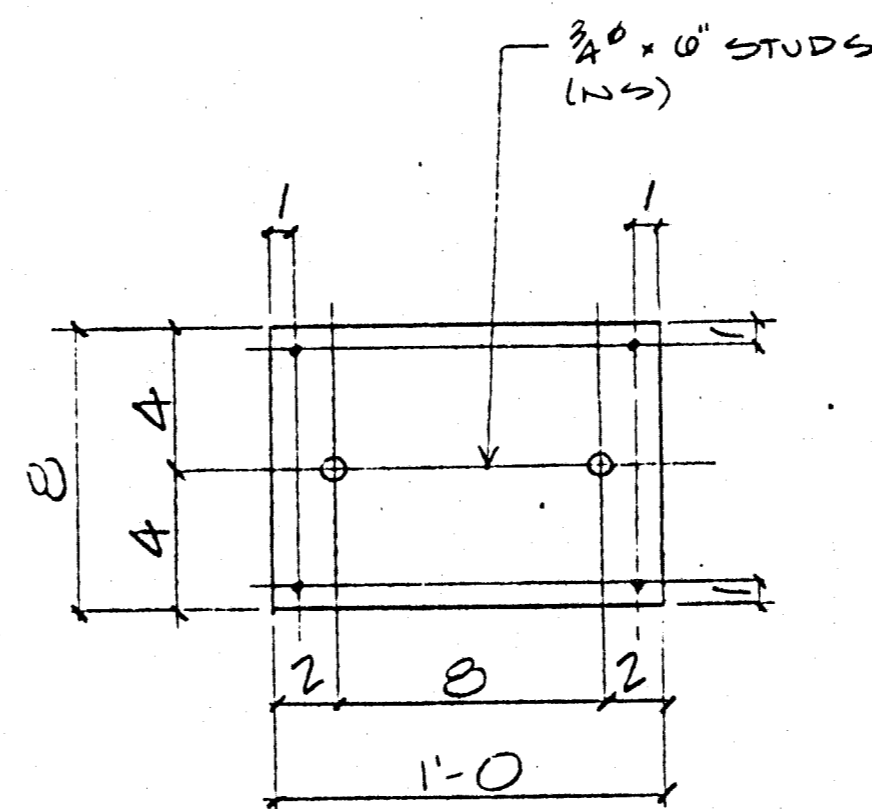
DRAWN BY	TL	DATE	4-7-00	JOB NO.		REV.	
CHECKED BY		DATE					
APPROVED BY		DATE		905	E9	2	



10 ~ 1" Ø x 10 AB ~ A21



4 ~ 10x10x10x1'-4 ~ ST21



4 ~ 10x10x10x1'-4 ~ C21

Approved  
 Approved as specified  
 Revised and Resubmit  
 Rejected

Fabrication / installation may be performed. Approval does not authorize changes to the Contract Sum or Contract time.  
 Fabrication / installation MAY NOT be undertaken in fabricating, limit corrections to items marked.

Reviewer is only for general conformance with the design concept or the contract documents. Any action shown is subject to the requirements of the plans and specifications. Contractor is responsible for dimensions which shall be checked and corrected at the job site; coordination of his work with that of all other trades, and satisfactory performance of his work.  
 Reviewer / approval neither extends nor alters any contractual obligations of the Architect or Contractor.

ENGLISH HARPER RETA  
 ARCHITECTS  
 By: [Signature] Date: APR 21 2000

RECEIVED  
 APR 14 2000  
 TURNER CONSTRUCTION CO.

RECEIVED  
 APR 20 2000  
 TURNER CONSTRUCTION CO.

Estimated for General Contractors with the County Engineer. This drawing is for information only and does not constitute a contract. The contractor shall be responsible for all dimensions and quantities. The contractor shall be responsible for all dimensions and quantities. The contractor shall be responsible for all dimensions and quantities.

TURNER CONSTRUCTION CO.  
 3/10/04  
 4/13/00

REGISTERED PROFESSIONAL ENGINEER  
 COLIN SHAW  
 No. 28249  
 443-77  
 CIVIL EXP. 3-31-03  
 STATE OF CALIFORNIA

BILL OF MATERIAL

SHIP MARK	PC. MARK	QUAN.	DESCRIPTION	LENGTH		REMARKS	AISC WTS.
				FT.	IN.		
A21		10	1" Ø A307	1	4	SHIPPED	
			2 NUTS EA				
A21		10	FB 3/8 x 8	0	4		
B21		14	10 x 10 x 3/8	15	11		CL
		112	3/8 x 8	0	8		
C21		48	FB 3/8 x 12	1	4		T
		90	3/8 x 8	0	8		
ST21		4	FB 100A x 10	1	4	SHIPPED	T

TOTAL WEIGHT

OPEN HOLES: 3/16" UNLESS OTHERWISE NOTED  
 MIN. EDGE DISTANCE: AN UNLESS OTHERWISE NOTED  
 SHOP PAINT: NONE

REVISIONS			
NO.	DESCRIPTION	DATE	APP'D

COFAB STEEL CORP.  
VALLEJO, CA

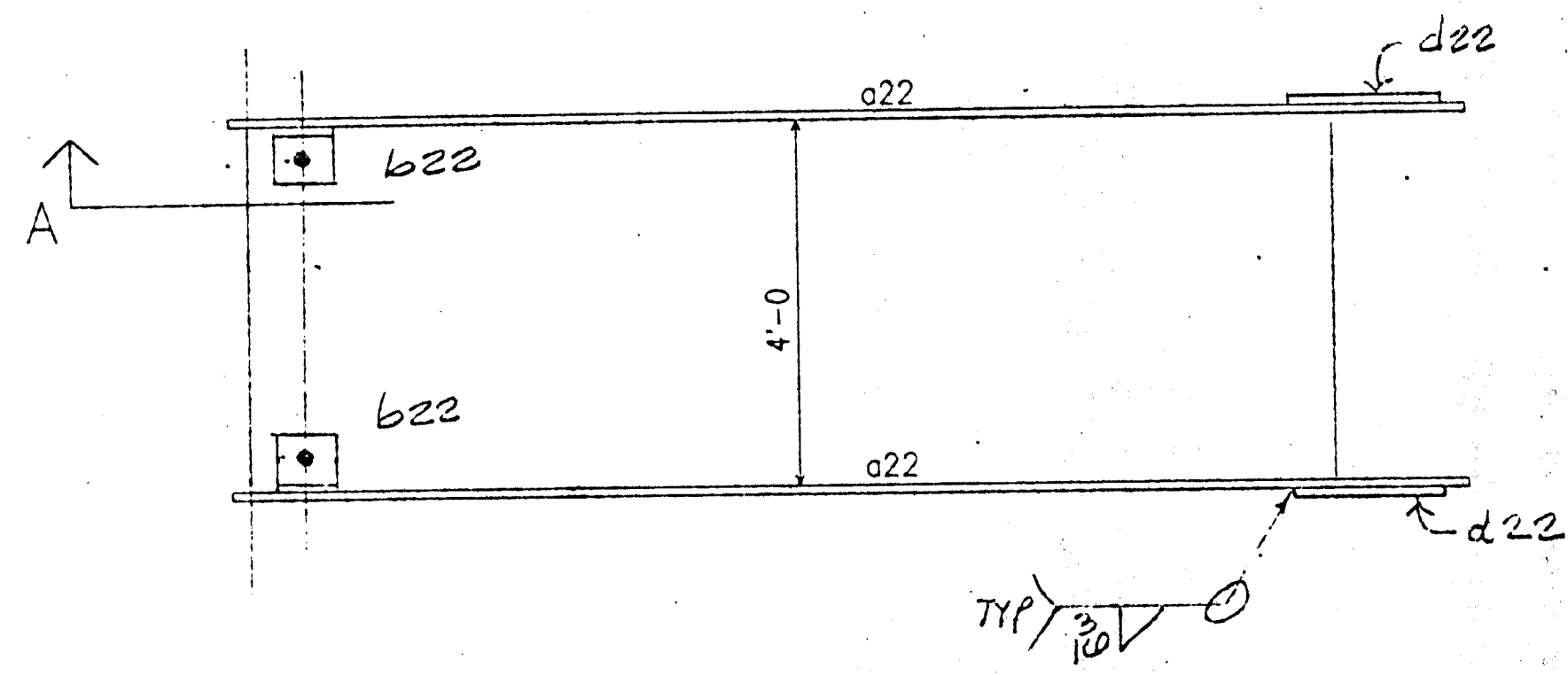
CUSTOMER	TURNER CONST	REV.	
PROJECT		DATE	
LOCATION		APPROVAL	
		OFFICE	
		SHOP	
		FIELD	
		CUSTOMER	

GARAGE STAIRS  
 EMBEDS

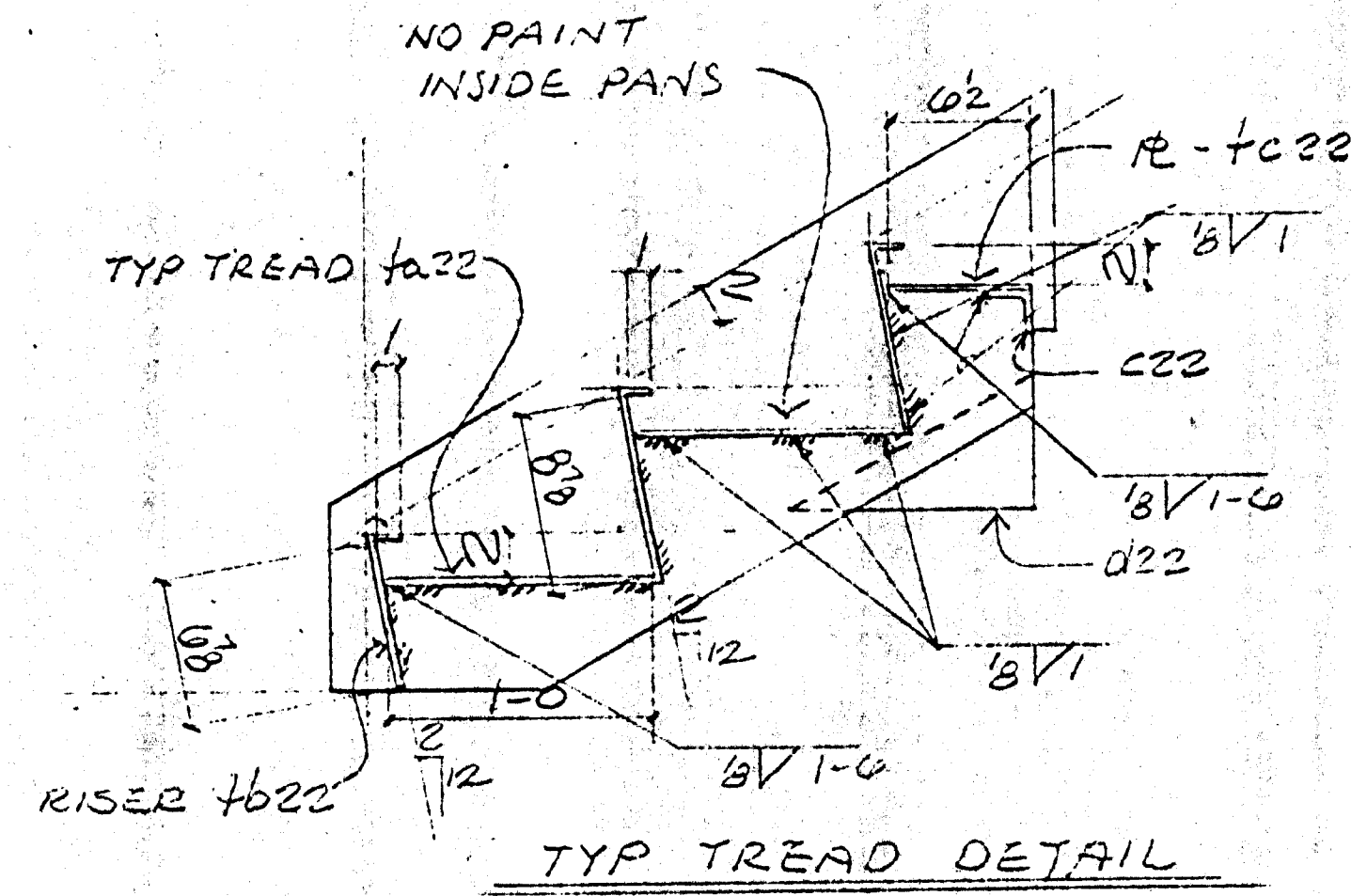
DRAWN BY	FB	DATE	3-00	JOB NO.	DRAWING	REV.
CHECKED BY	RM	DATE		905	D21	
APPROVED BY		DATE				

BILL OF MATERIAL

FIELD MARK	SHOP MARK	NO. PCS	SECTION	LENGTH	REMARKS	WT
A22		2	Stairs			
	o22	4	R 3/8 x 12"	6'-8 1/2"		T
	b22	4	L 4 x 3 x 1/4	0-4		T
	c22	2	L 1/2 x 1/2 x 1/8	4-0		CL
	fo22	10	R 1/2 G x 2 1/8	4-0	BENT	CL
	fb22	2	R 1/2 G x 7/8	4-0	BENT	CL
	fc22	2	R 1/2 G x 6/8	4-0		CL
	d22	4	R 3/8 x 6/8	0-10'8"		T



2 - STAIRS - A22



TYP TREAD DETAIL

Approved  
 Approved as Contracted  
 Rejected

Fabrication / installation may be undertaken. Approval does not authorize changes to the Contract Sum or Contract time.

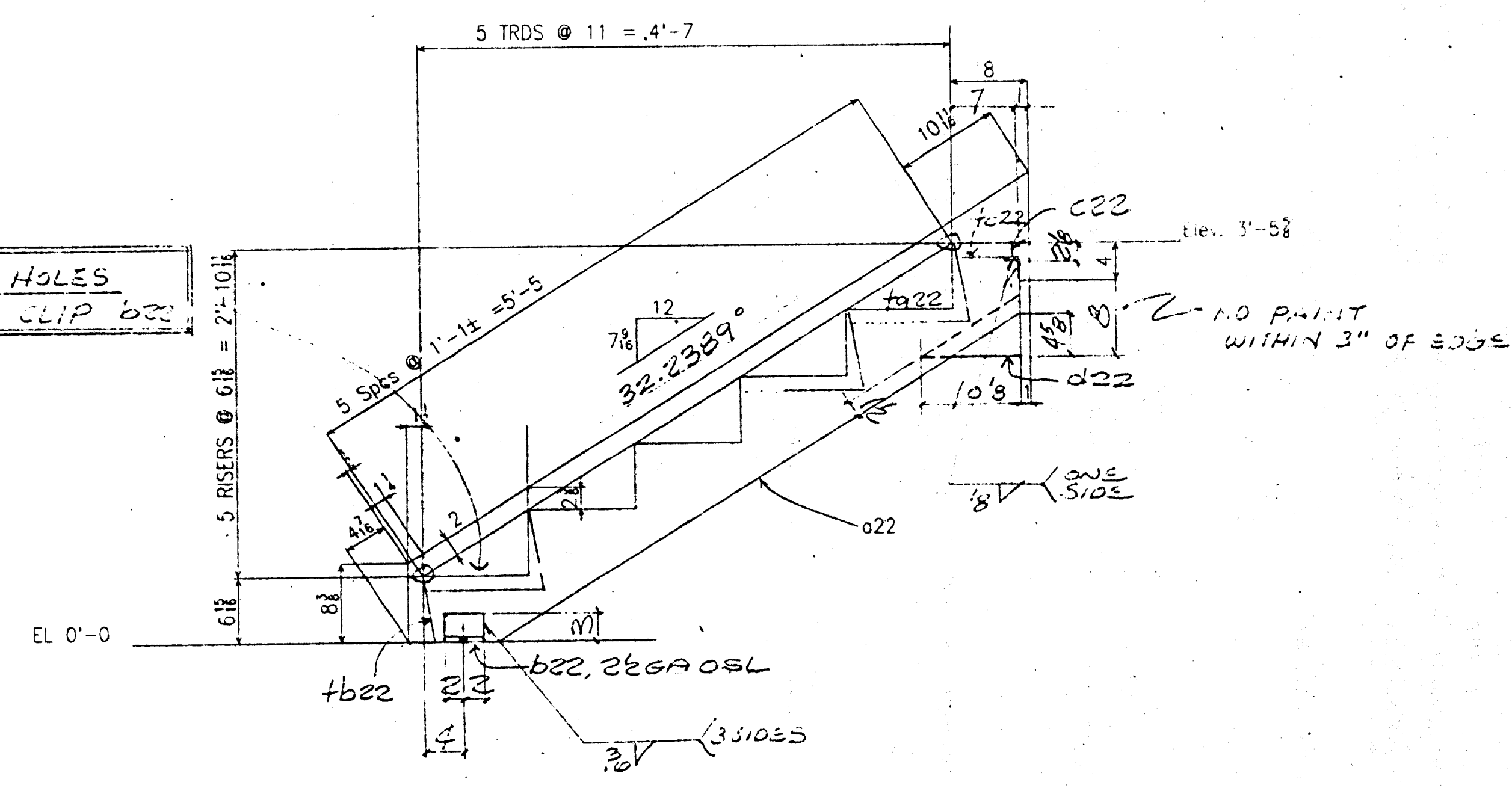
Fabrication / installation MAY NOT be undertaken in resubmitting, limit corrections to items marked.

Review is only for general conformance with the design concept in the contract documents. Any action shown is subject to the requirements of the plans and specifications. Contractor is responsible for dimensions which shall be confirmed and correlated at the job site; coordination of his work with that of all other trades; and satisfactory performance of his work.

Review / approval neither extends nor alters any contractual obligations of the Architect or Contractor.

ENGLISH HARPER RETA  
 ARCHITECTS  
 By: [Signature] Date: APR 21 2000

SHOP CUT HAND HOLES FOR ACCESS TO CLIP b22



SECTION A

RECEIVED  
 APR 14 2000  
 TURNER CONSTRUCTION CO.

Reviewed in General Conformance with the Contract Documents. The Review Contractor has not been authorized to make any changes to the contract documents. The Review Contractor is not responsible for the accuracy of the contract documents. The Review Contractor is not responsible for the accuracy of the contract documents.

TURNER CONSTRUCTION CO.  
 05570-04  
 4-11-00  
 [Signature]

- WP Dimensions
- 1 1'-1"
  - 2 2'-2"
  - 3 3'-3"
  - 4 4'-4"

RECEIVED  
 APR 20 2000  
 STRUCTURAL ENGINEERS, INC.

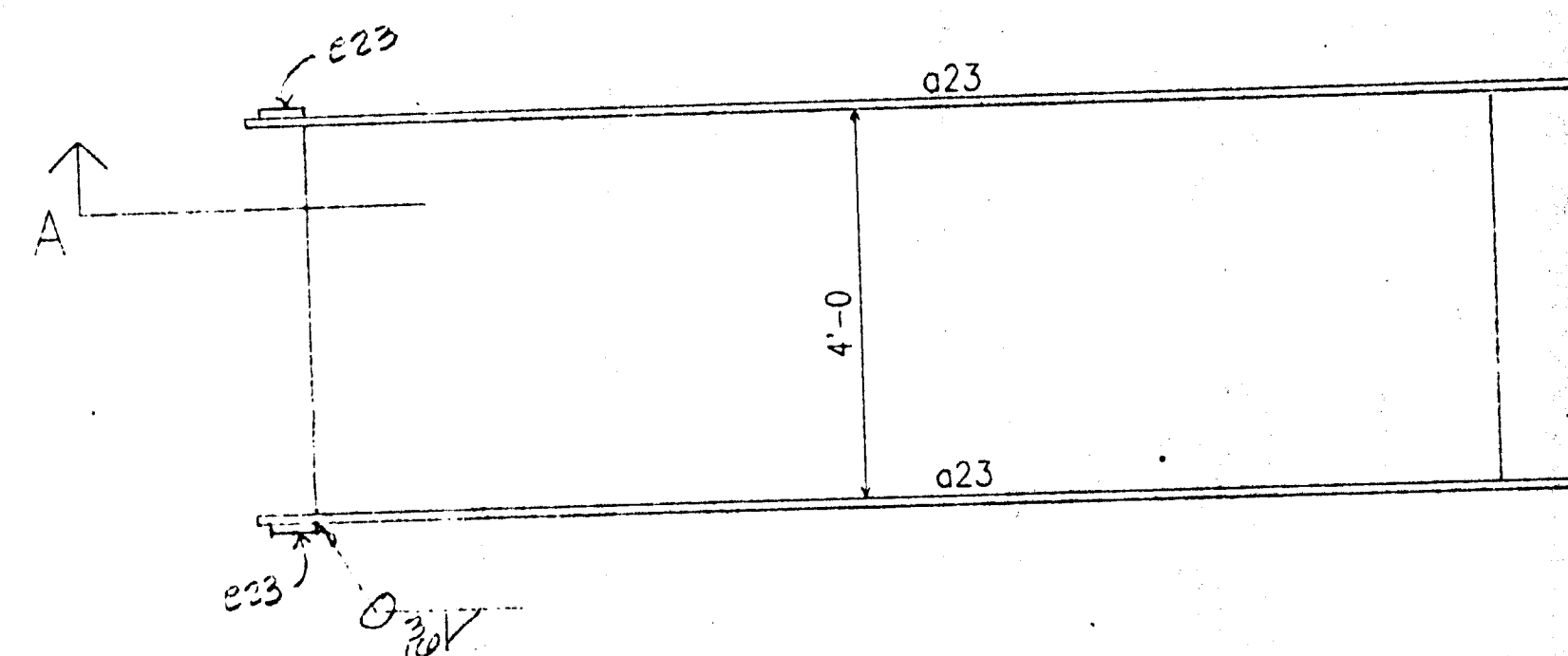


CLEANING PAINT	STD SHOP PRIMER
OPEN HOLES	NONE
MIN EDGE DISTANCE:	n/c

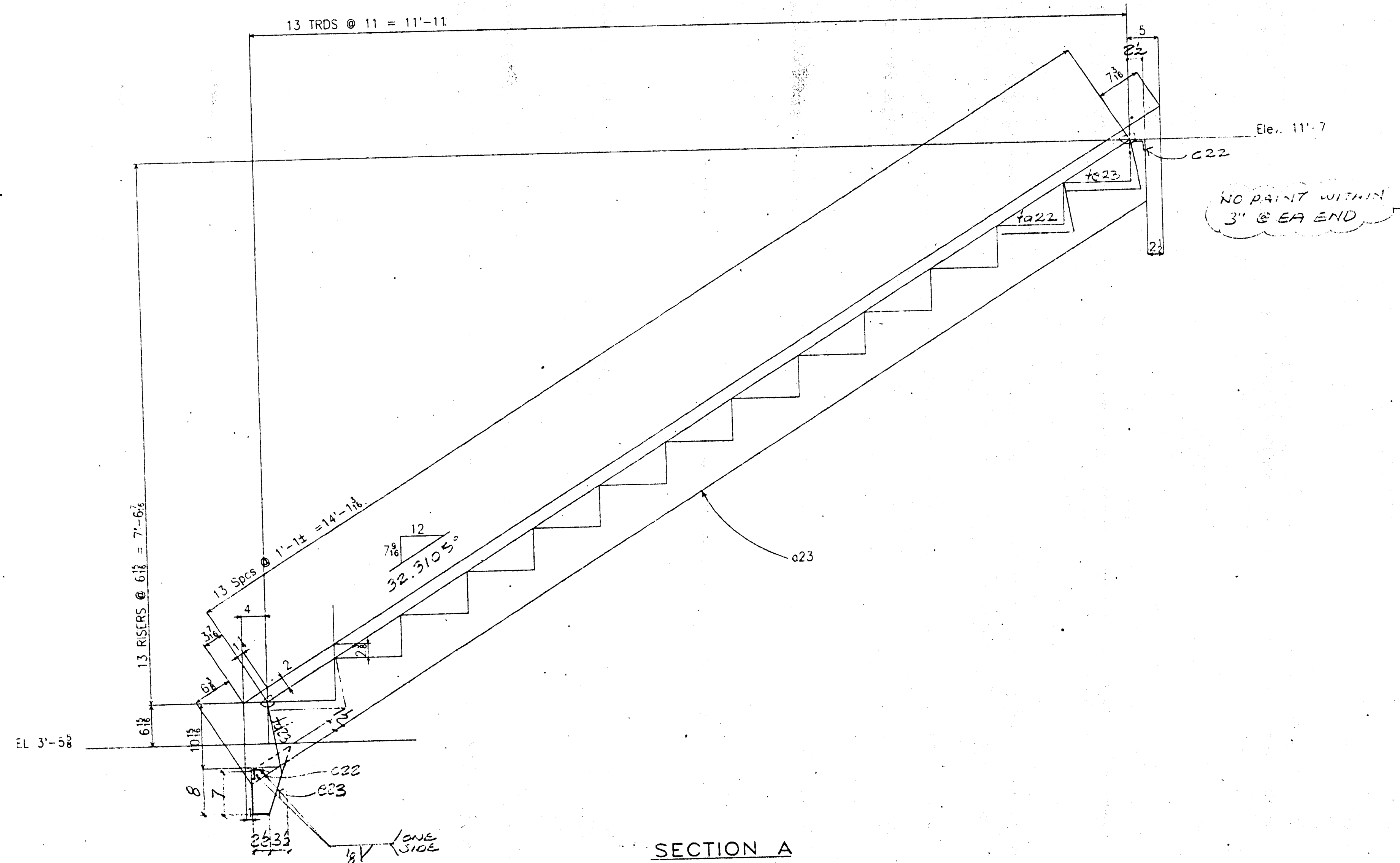
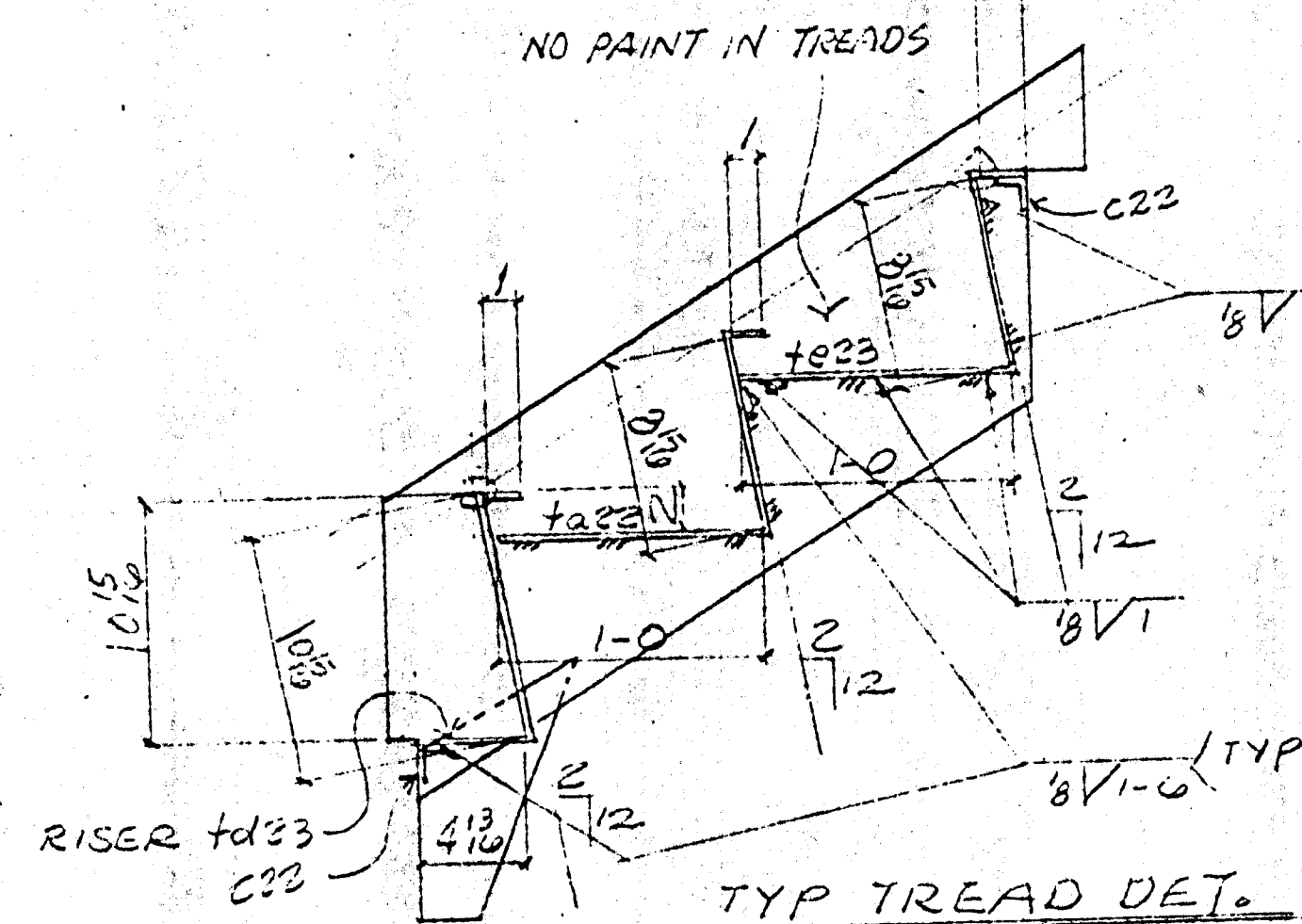
REV. No.	DATE	BY	DESCRIPTION
<b>COFAB STEEL CORP.</b> 1667 MARINE WORLD PARKWAY VALLEJO, CA 94589 (707) 552-6333			
PROJECT		CUSTOMER	
ESSENTIAL SERVICES BUILDING		TURNER CONSTRUCTION	
DESCRIPTION	DWN. BY	DATE	JOB NO.
GARAGE STAIRS	R O B	3/20/00	965
	CHK'D BY	DATE	DWG. NO.
	em		D22

BILL OF MATERIAL

FIELD MARK	SHOP MARK	NO. PCS	SECTION	LENGTH	REMARKS	WT
B23		2	Stairs			
	o23	4	R 1/2 x 12"	15'-0 1/2"		T
	e23	4	R 3/8 x 6	0-10 1/2"		T
	ta22	24	R 120 x 21 1/2	4-0		CL
	td23	2	R 120 x 16 3/4	4-0		CL
	te23	2	R 120 x 23 3/8	4-0		CL
	c22	4	L 1/2 x 1/2 x 3/8	4-0		



2 - STAIRS - B23



SECTION A

Approved  
 Approved as corrected  
 Revise and Resubmit  
 Rejected

Fabrication / installation may be undertaken. Approval does not authorize changes to the Contract Sum or Contract time.

Fabrication / installation MAY NOT be undertaken, in re-submitting, limit corrections to items marked.

Review is only for general conformance with the design concept in the contract documents. Any action shown is subject to the requirements of the plans and specifications. Contractor is responsible for dimensions which shall be confirmed and correlated at the job site; fabrication processes and techniques of construction; coordination of his work with that of all other trades; and satisfactory performance of his work. Review / approval neither extends nor alters any contractual obligations of the Architect or Contractor.

ENGLISH HARPER RETA  
 B. Ret. Date: APR 21 2000

**RECEIVED**  
 APR 1 4 2000  
 TURNER CONSTRUCTION CO.

**RECEIVED**  
 APR 14 2000  
 TURNER CONSTRUCTION CO.

Noted for Good (conforms with the contract documents, fabrication conformance with specifications of the contract documents, correct fabrication and allows for full work of other trades.  
 TURNER CONSTRUCTION CO.  
 S.S.D. OK  
 Date:



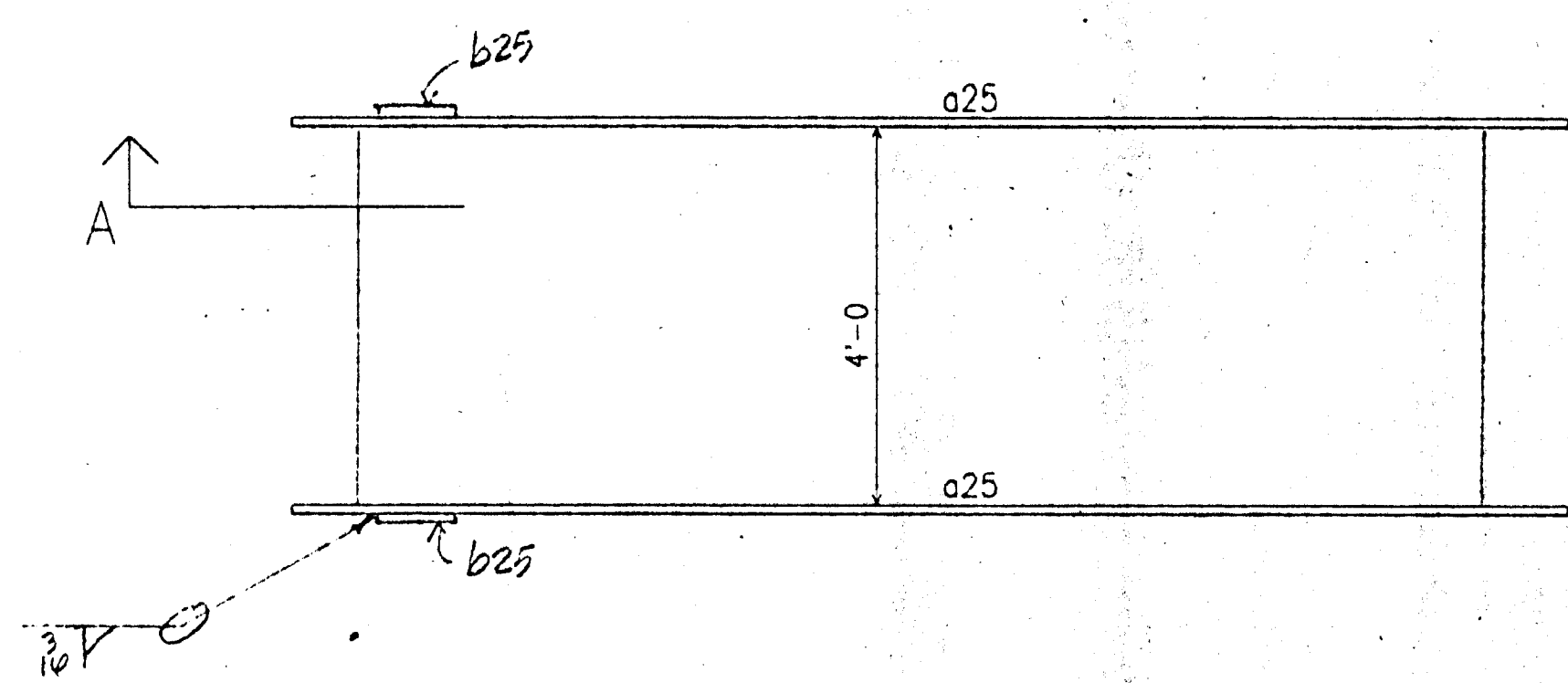
**RECEIVED**  
 APR 20 2000  
 BUILDERS OF CALIFORNIA STRUCTURAL ENGINEERS, INC.

- WP Dimensions
- 1 1'-1"
  - 2 2'-2"
  - 3 3'-3 1/8"
  - 4 4'-4 1/8"
  - 5 5'-5 1/8"
  - 6 6'-6 1/8"
  - 7 7'-7 1/8"
  - 8 8'-8 1/8"
  - 9 9'-9 1/8"
  - 10 10'-10 1/8"
  - 11 11'-11 1/8"
  - 12 13'-0 1/8"

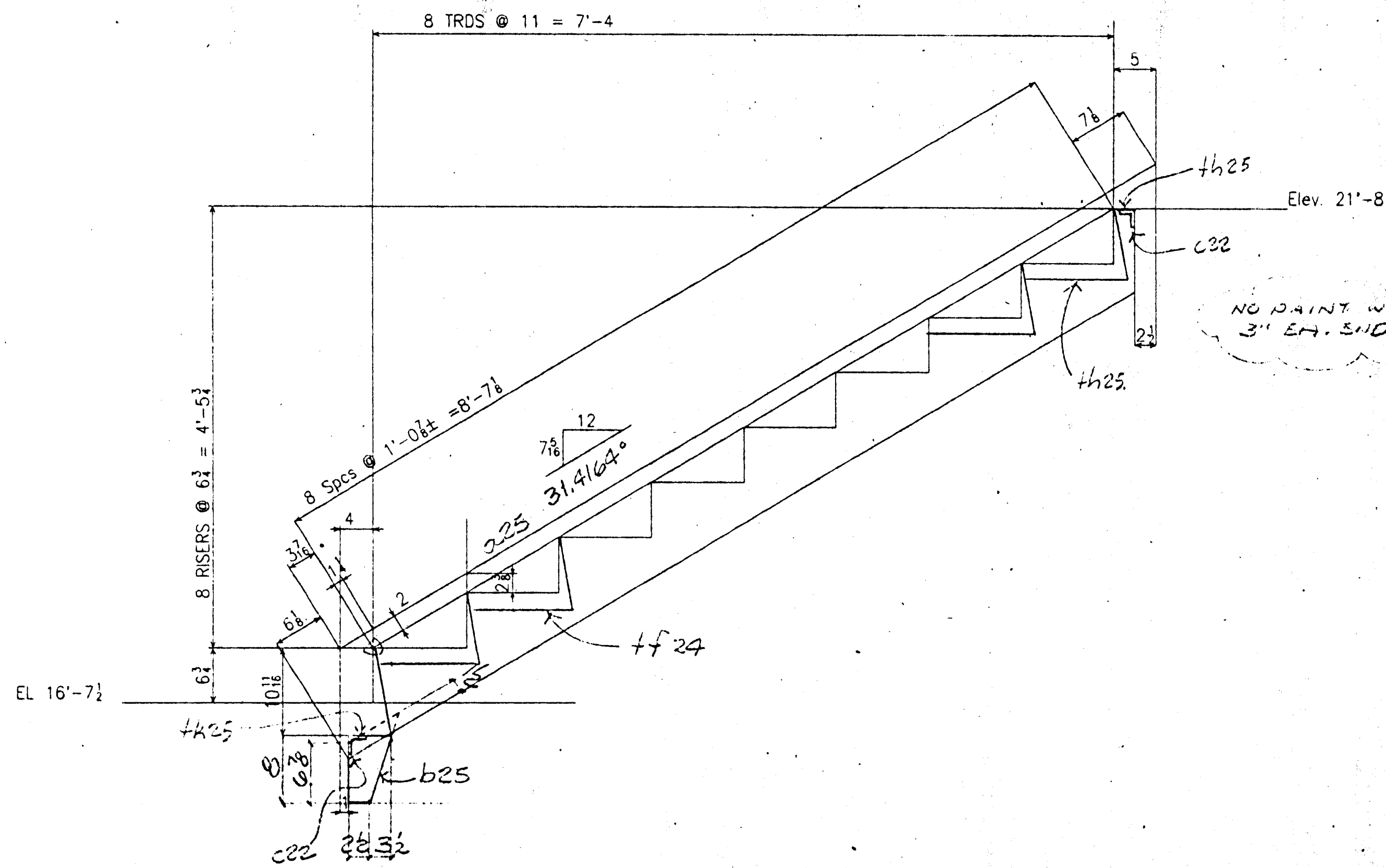
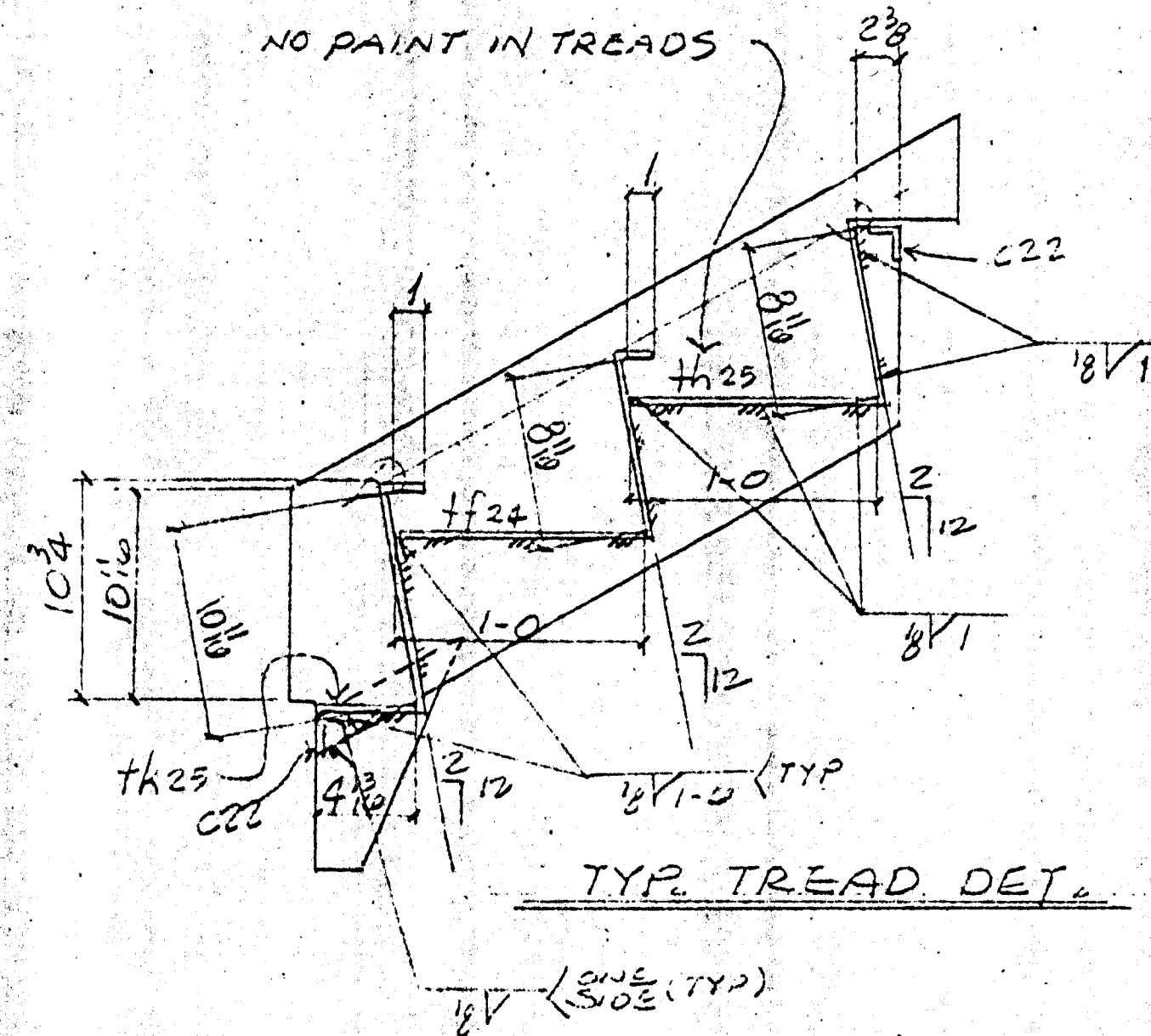
CLEANING PAINT: STD SHOP PRIMER.  
 OPEN HOLES: NONE  
 MIN EDGE DISTANCE: n/a

REV. No.	DATE	BY	DESCRIPTION
<b>COFAB STEEL CORP.</b>			
1667 MARINE WORLD PARKWAY VALLEJO, CA 94589 (707) 552-6333			
PROJECT ESSENTIAL SERVICES BUILDING		CUSTOMER TURNER CONSTRUCTION	
DESCRIPTION GARAGE STAIRS	DWN. BY R O B	DATE 3/20/00	JOB NO. 965
	CHK'D BY RM	DATE	DWG. NO. D23





12 - STAIRS - D25



SECTION A

BILL OF MATERIAL

FIELD MARK	SHOP MARK	NO. PCS	SECTION	LENGTH	REMARKS	WT
D25		12	Stairs			
	a25	24	R 8 x 12'	9'-11 1/8		T
	b25	24	R 3/8 x 6	0-10 7/8		T
	c22	24	L 1/2 x 1/2 x 3/4	4-0		
	h24	84	R 126 x 23 1/2	4-0		CL
	h25	12	R 126 x 23 1/2	4-0		CL
	h25	12	R 126 x 16 1/2	4-0		CL

Approved  
 Approved as Contracted  
 Revision and Resubmit  
 Rejected

Fabrication / installation may be undertaken. Approval does not authorize charges to the Contract Sum or Contract Time.  
 Fabrication / installation MAY NOT be undertaken, in its submitting, limit corrections to items marked.

Review is only for general conformance with the design shown in the contract documents. Any action shown is subject to the requirements of the plans and specifications. Contractor is responsible for dimensions which shall be confirmed and corrected at the job site. Contractor shall be responsible for construction, satisfactory performance of the work. Reviewer does not accept any liability for errors or omissions in the contract documents or for the work of other trades.

ENGLISH HARPER RETA  
 APR 21 2000  
 By *Ben*

**RECEIVED**  
 APR 14 2000  
 TURNER CONSTRUCTION CO.

Reviewed for General Conformance with the Contract Documents. This review does not release the professional responsibility of the contractor. The professional is responsible for all dimensions, correct fabrication and accurate fit with the work of other trades.

TURNER CONSTRUCTION CO.  
 Submitted by *Ben*  
 Specified by *Ben*  
 Date:

**RECEIVED**  
 APR 20 2000  
 COLIN SHAW  
 REGISTERED PROFESSIONAL ENGINEER  
 No. 28249  
 CIVIL EXP. 3/31/01  
 STATE OF CALIFORNIA

- WP Dimensions
- 1'-0 3/8
  - 2'-1 1/8
  - 3'-2 1/8
  - 4'-3 5/8
  - 5'-4 1/8
  - 6'-5 3/8
  - 7'-6 1/8

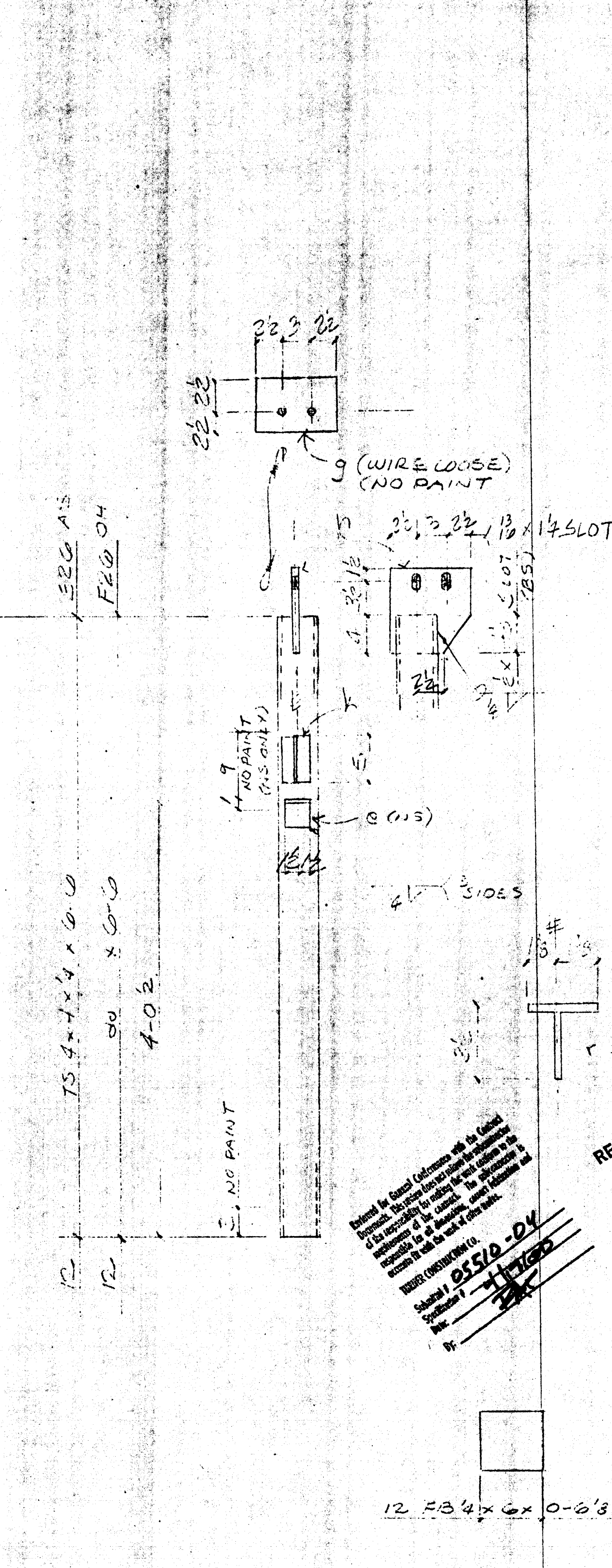
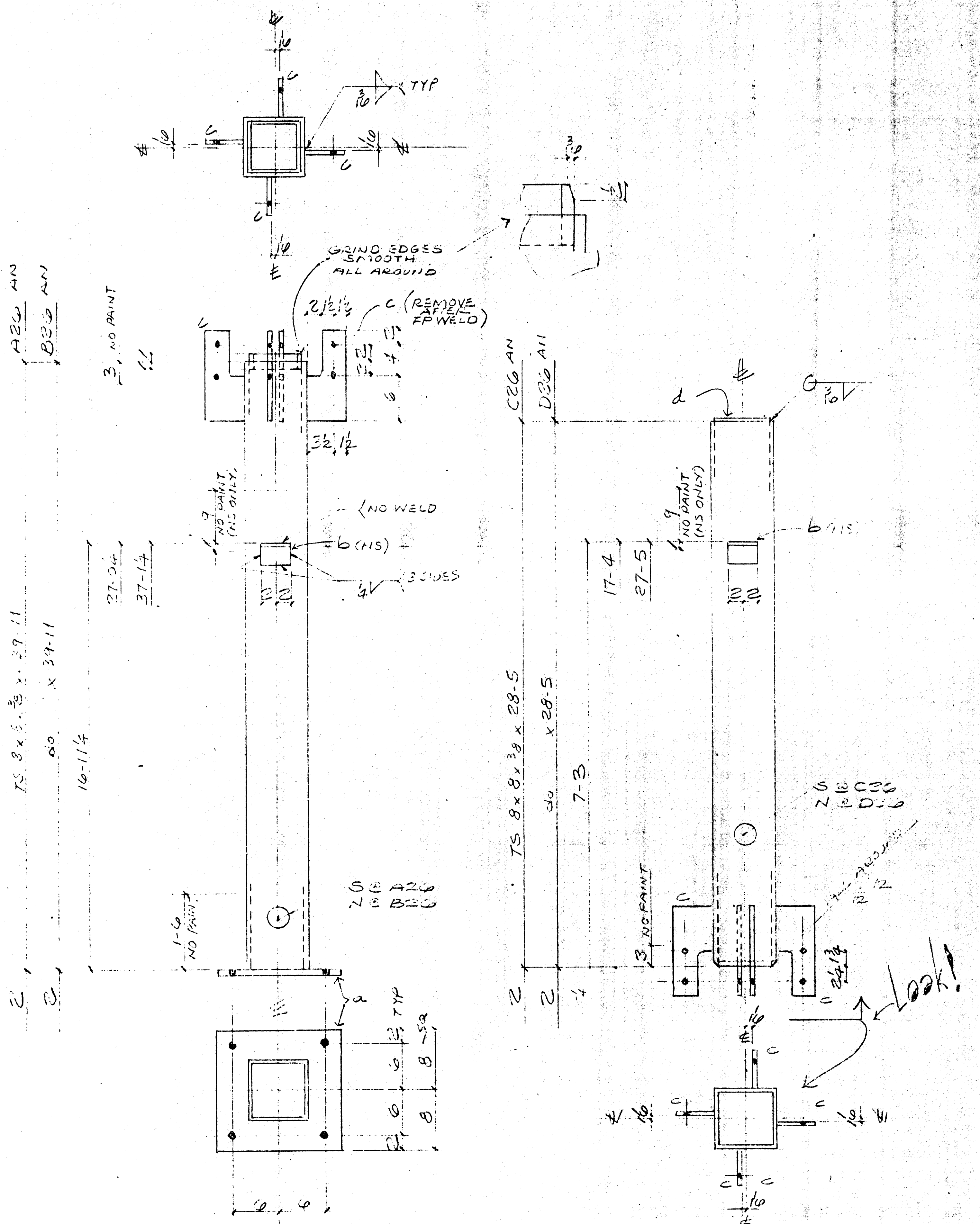
CLEANING PAINT	STD SHOP PRIMER
OPEN HOLES	NONE
MIN EDGE DISTANCE:	n/a

REV. No.	DATE	BY	DESCRIPTION

**COFAB STEEL CORP.**  
 1667 MARINE WORLD PARKWAY  
 VALLEJO, CA 94589  
 (707) 552-6333

PROJECT	ESSENTIAL SERVICES BUILDING	CUSTOMER	TURNER CONSTRUCTION
DESCRIPTION	GARAGE STAIRS	OWN. BY	R O B
		DATE	3/20/00
		CHK'D BY	RM
		JOB NO.	965
		DATE	
		OWG. NO.	D25





Approved  
 Approved as corrected  
 Revise and Resubmit  
 Rejected


Fabrication / Installation may be undertaken. Approval does not authorize changes to the Contract Sum or Contract time.  
 Fabrication / Installation MAY NOT be undertaken. In submitting, limit corrections to items marked.

Review is only for general conformance with the design concept in the contract documents. Any action shown is subject to the requirements of the plans and specifications. Contractor is responsible for dimensions, sequencing, program and techniques of construction; coordination of his work with that of all other trades, and satisfactory performance of his work.  
 Review / Approval neither extends nor alters any contractual obligations of the architect or contractor.


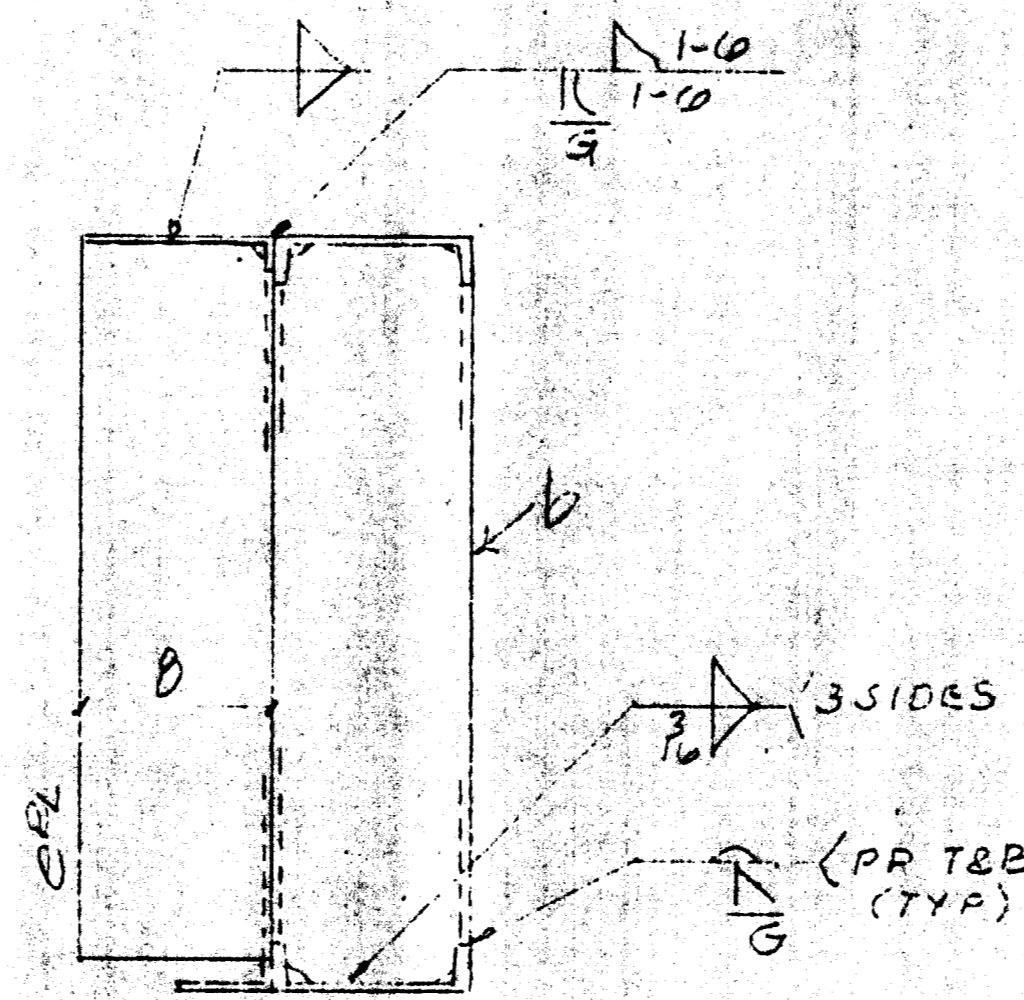
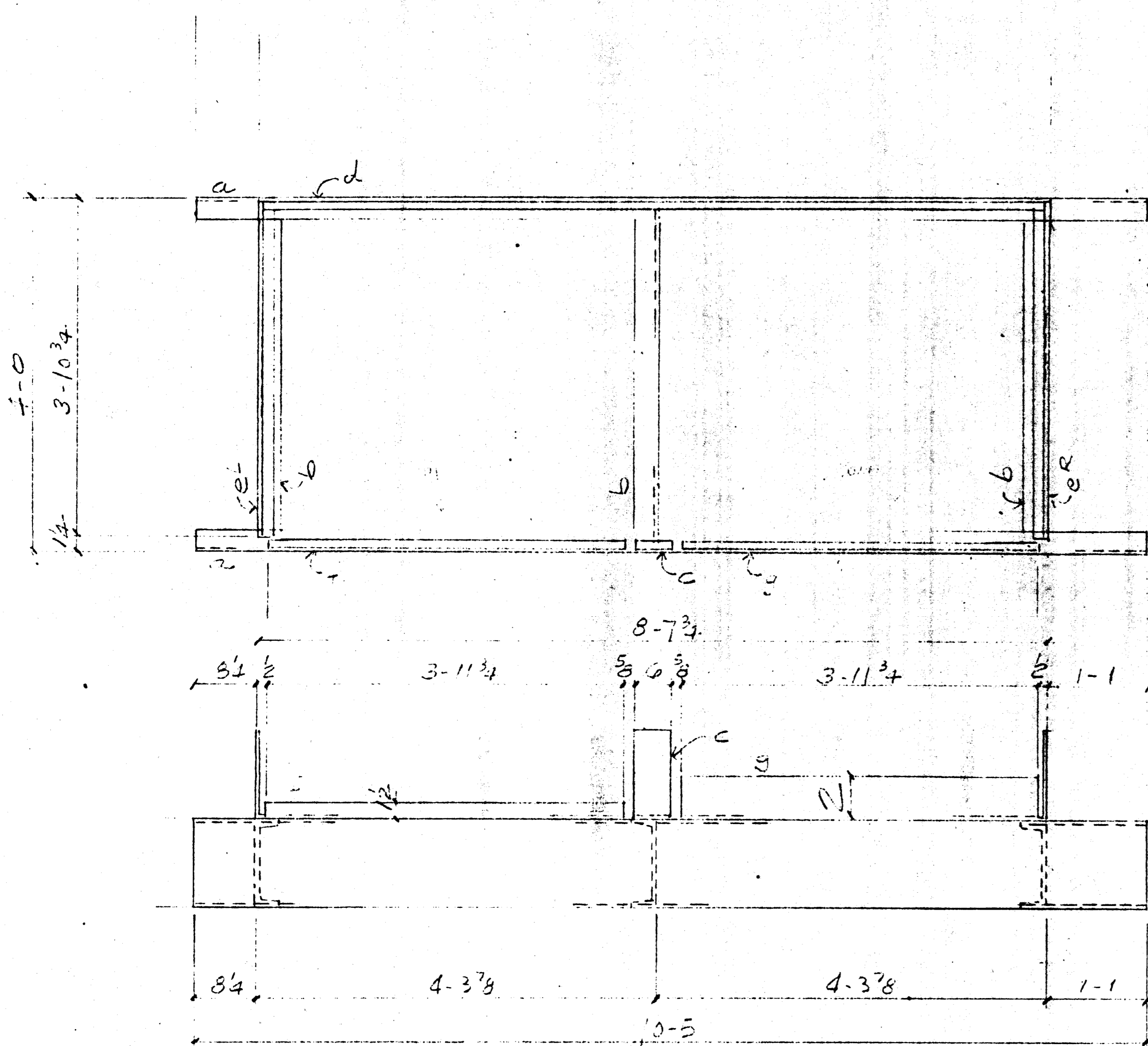
ENGLISH HARPER RETA  
 APR 21 2000

RECEIVED  
 APR 20 2000  
 TURNER CONSTRUCTION CO.


RECEIVED  
 APR 14 2000  
 TURNER CONSTRUCTION CO.




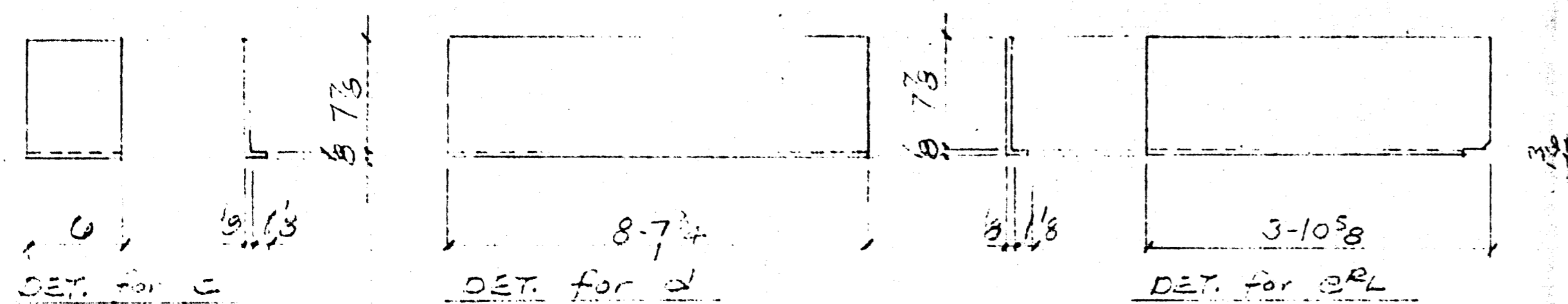
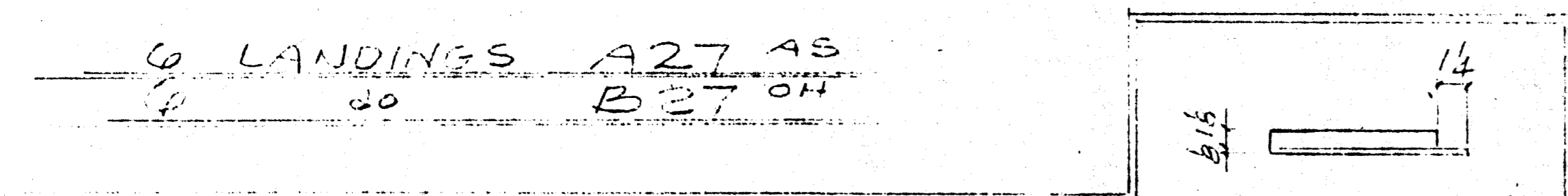
BILL OF MATERIAL						
SHIP MARK	PC MARK	QUAN.	DESCRIPTION	LENGTH		REMARKS
				FT.	IN.	
A20		2	TS 8x8x3/8	39	11	CL
B20		2		39	11	CL
C20		2		28	5	CL
D20		2		28	5	CL
a	4		R 3/4 x 1/2	1	4	T
b	24		L 3 x 3 x 3/8	0	4	CL
c	32		R 3/4 x 3/8	1	0	T
d	4		R 1/4 x 1 1/2	0	1 1/2	T
E20		12	TS 4x4x4	6	6	CL
F20		12	do	6	6	CL
	c	24	L 3 x 3 x 3/8	0	3	CL
	g	24	R 3/8 x 5/8	0	8	T
	h	24	φ 3/8 x 8	0	4	T
	k	24	R 1/4 x 1 1/2	0	5	T
G20		12	F 2 1/4 x 6	0	6 1/2	T
FIELD BOLTS						
FB		35	3/4 A307	0	2	
FB		26	3/4 A307	0	5 1/2	
TOTAL WEIGHT						
OPEN HOLES 1/3 1/2 UNLESS OTHERWISE NOTED						
MIN EDGE DISTANCE 1/2 UNLESS OTHERWISE NOTED						
SHOP PAINT OSC STD SHOP PRIMER						
REVISIONS						
NO.	DESCRIPTION	DATE	APPD.			
COFAB STEEL CORP. VALLEJO, CA						
CUSTOMER	TURNER CONST	REV.				
PROJECT		DATE				
LOCATION		APPROVAL				
COLUMNS						
DRAWN BY		DATE	JOB NO.	DRAWING	REV.	
CHECKED BY		DATE	965	D26		
APPROVED BY		DATE				



12 AREAS DECKING



ONE AREA DECKING AS ONE



SUB PARTS

BILL OF MATERIAL

SHIP MARK	PC. MARK	QUAN.	DESCRIPTION	LENGTH		REMARKS	AISC WTS.
				FT.	IN.		
A27	G	6	LANDINGS				
B27	G	6	do				
	a	34	CE-1115	10	5		CL
	b	36	do	3	11 1/2		CL
	c	12	R126 X 6	0	9	BENT	T
	d	12	R126 X 9	8	7 3/4		CL
	e	12	R126 X 9	3	10 3/8		CL
	f	12	R126 X 2 1/2	3	11 3/4		CL
	g	12	R126 X 4	3	11 3/4		CL
OK1	30	PANELS	3	11 3/8			
OK2	4	do	4	6 3/8			
			36" WIDE X 15" DEEP				
			22GA GMLV B36				
			FLOOR DECK				

RECEIVED  
APR 14 2000  
TURNER CONSTRUCTION CO.

Approved for general conformance with the Contract Documents. Fabricator not responsible for any errors or omissions in the drawings or specifications. The Contractor is responsible for the accuracy of the work shown on these drawings.

THURSDAY, APR 13 2000  
Colin Shaw  
REGISTERED PROFESSIONAL ENGINEER  
No. 26249  
CIVIL EXP. 3-31-97  
STATE OF CALIFORNIA

English Harper Reta  
APR 21 2000

REGISTERED PROFESSIONAL ENGINEER  
COLIN SHAW  
No. 26249  
CIVIL EXP. 3-31-97  
STATE OF CALIFORNIA

RECEIVED  
APR 20 2000  
STRUCTURAL ENGINEERS, INC.

TOTAL WEIGHT

OPEN HOLES - UNLESS OTHERWISE NOTED

MIN. EDGE DISTANCE - UNLESS OTHERWISE NOTED

SHOP PAINT - DERIVED FROM MATERIAL

REVISIONS

NO.	DESCRIPTION	DATE	APP'D.

COFAB STEEL CORP.  
VALLEJO, CA

CUSTOMER: TURNER LANST  
PROJECT: STAIR LANDINGS

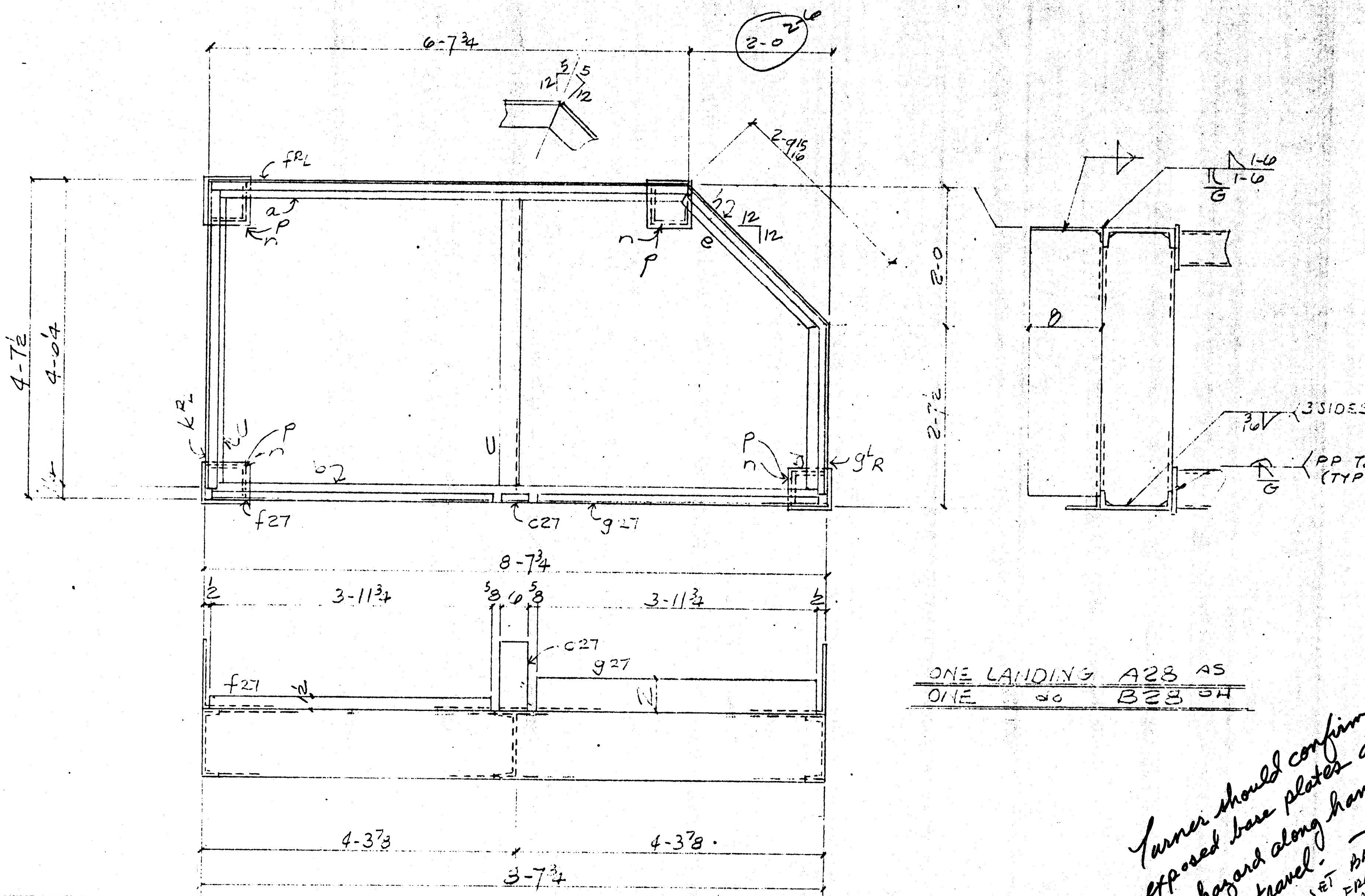
APPROVAL:

OFFICE	SHOP	FIELD	CUSTOMER

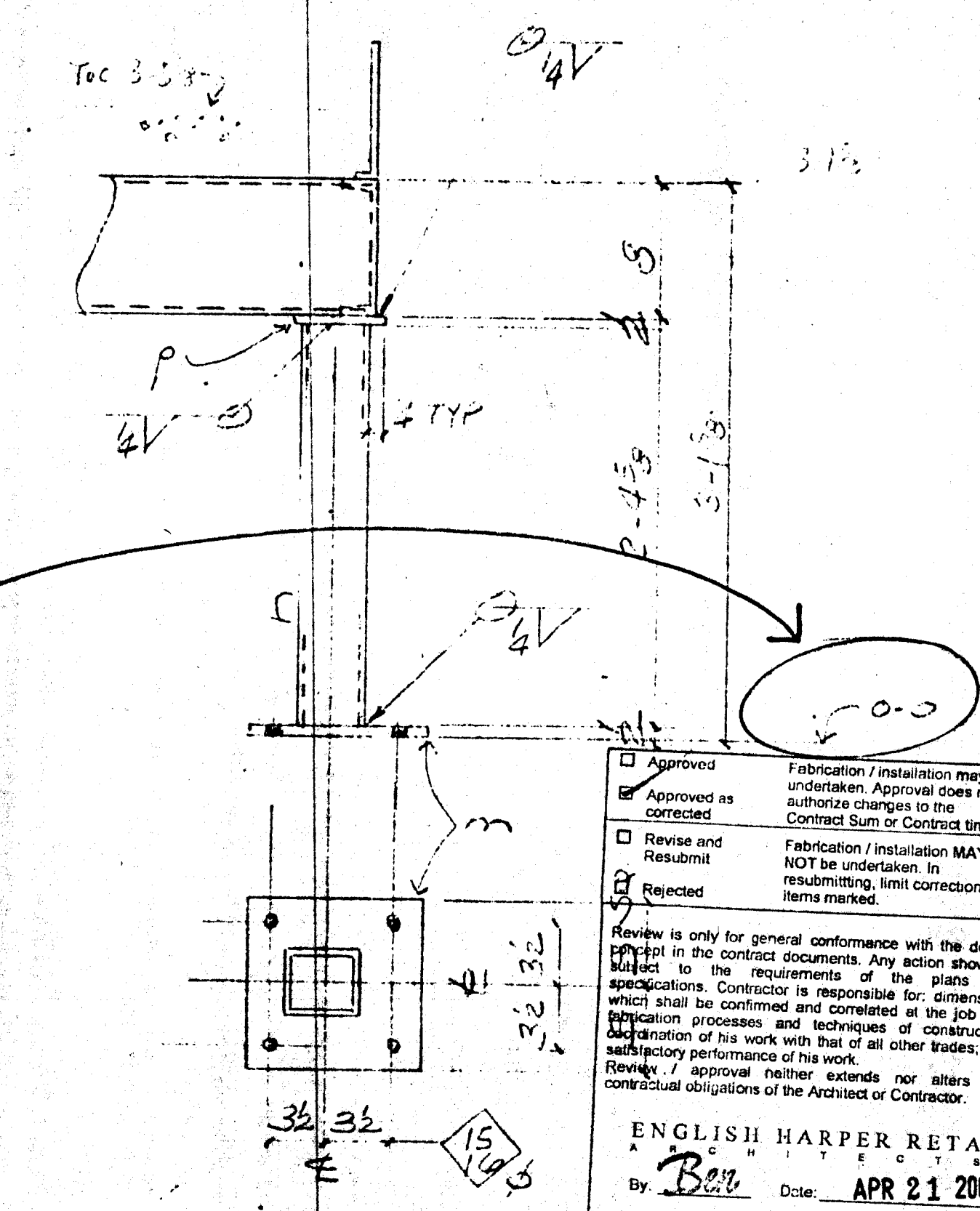
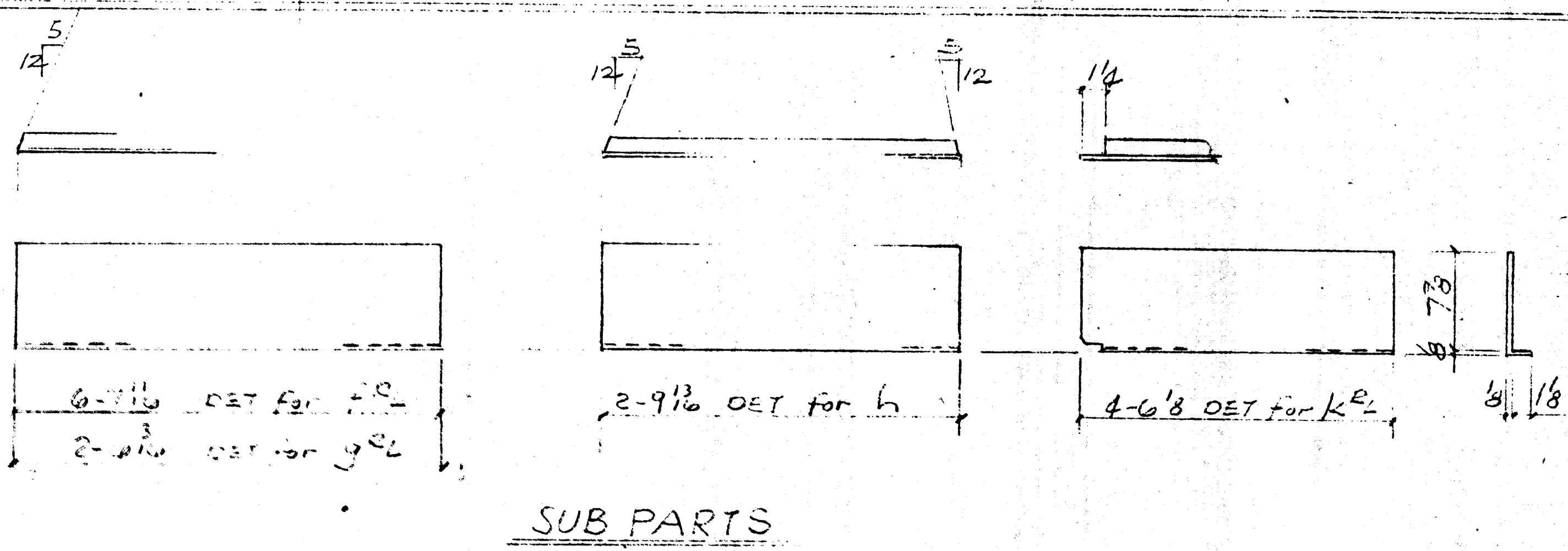
DRAWN BY: RM DATE: 3-21 JOB NO: 905 DRAWING NO: D27

CHECKED BY: RM DATE: DATE: 905 D27

APPROVED BY: DATE: DATE: 905 D27



*Turner should confirm...  
exposed base plates are  
trip hazard along handicap  
path of travel -  
IFP SET BASE PLATE  
AWAY FROM  
WALK AREA.*



BILL OF MATERIAL						
SHIP MARK	PC MARK	QUAN.	DESCRIPTION	LENGTH FT.	IN.	REMARKS
A28		1	LANDING			
B28		1	do			
a	2		C8x11, E	8	7 5/8	CL
b	2			8	7 3/4	CL
c	2			4	7	CL
d	2			2	7 1/2	CL
e	2			2	9 1/2	CL
f	2		R126x9	0	7 1/2	BENT CL
g	2			2	6 3/8	CL
h	2			2	9 3/8	CL
k	2			4	6 3/8	CL
g27	2		R126x3	3	11 3/4	CL
f27	2		R126x2 1/2	3	11 3/4	CL
c27	2		R126x6	0	9	CL
m	8		R12x10	0	10	T
n	8		TS4x4x4	2	4 1/2	CL
p	8		R3x4 1/2	0	4 1/2	T

TOTAL WEIGHT			
OPEN HOLES	UNLESS OTHERWISE NOTED		
MIN. EDGE DISTANCE	UNLESS OTHERWISE NOTED		
SHOP PAINT	OSC STD PRIMER		
REVISIONS			
NO.	DESCRIPTION	DATE	APP'D.
<b>COFAB STEEL CORP.</b> VALLEJO, CA			
CUSTOMER	TURNER CONST	REV.	
PROJECT		DATE	
LOCATION			
STAIR LANDINGS			
APPROVAL			
OFFICE			
SHOP			
FIELD			
CUSTOMER			
DRAWN BY		DATE	3-21
CHECKED BY	RM	DATE	4-13-00
APPROVED BY		DATE	4/25 028

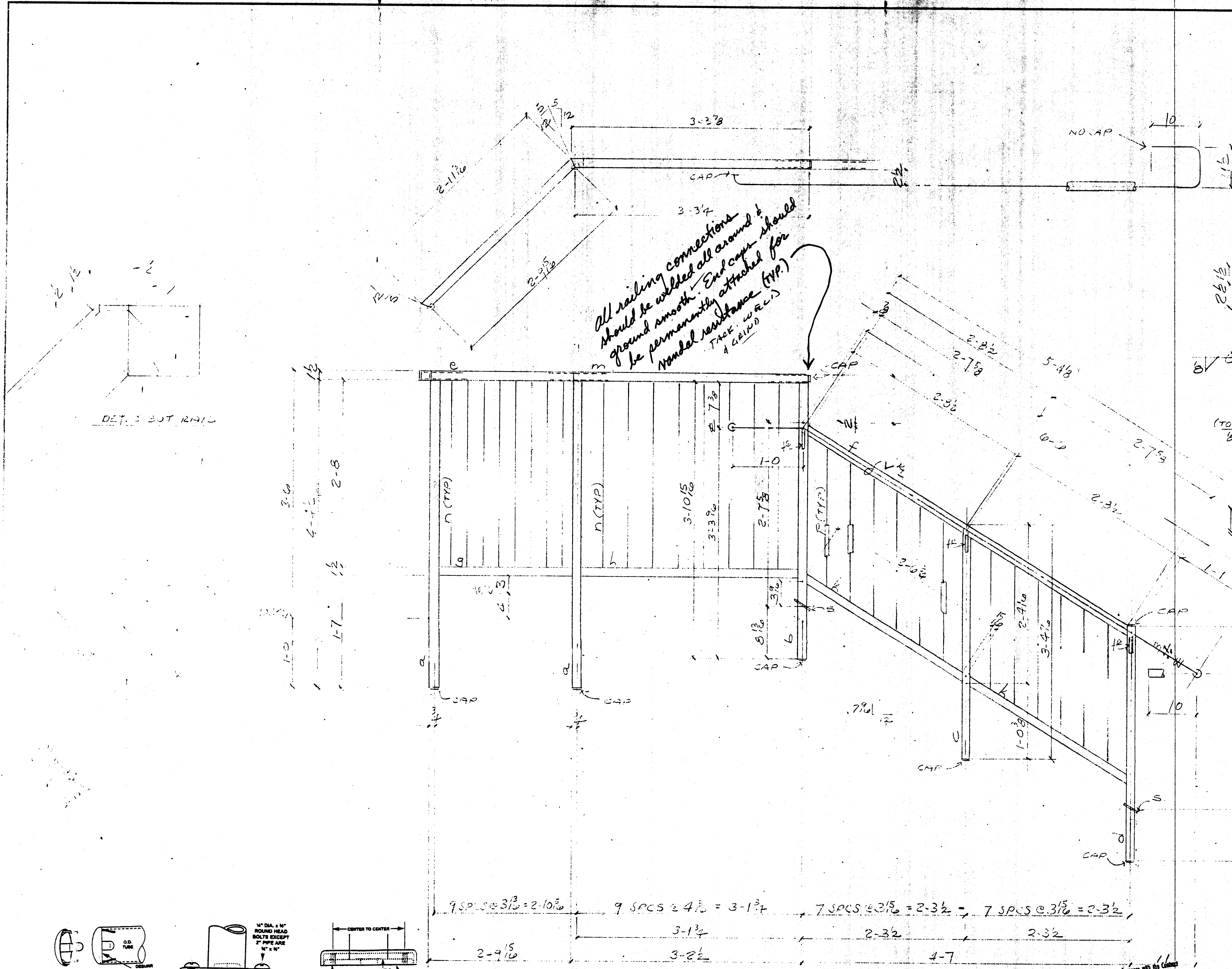
RECEIVED  
APR 14 2000  
TURNER CONSTRUCTION CO.

RECEIVED  
APR 20 2000  
BUENAVISTA STRUCTURAL ENGINEERS, INC.

REGISTERED PROFESSIONAL ENGINEER  
COLIN SHAW  
No. 28249  
4-13-00  
CIVIL EXP. 3-31-02  
STATE OF CALIFORNIA

Approved for General Contractor and the Contractor's responsibility to ensure that the work is done in accordance with the contract documents. The contractor shall be responsible for all work. The contractor shall be responsible for all work. The contractor shall be responsible for all work.

TURNER CONSTRUCTION CO.  
SIGNED & SEALED BY  
DATE



All railing connections should be welded all around & ground be smooth. End caps should be permanently attached for nodal resistance (TYP.)  
 FACE: W.R.C.S.  
 4 GALVAD

Approved  
 Approved as corrected  
 Revise and Resubmit  
 Rejected

Fabrication / installation may be undertaken. Approval does not authorize changes to the Contract Sum or Contract time.

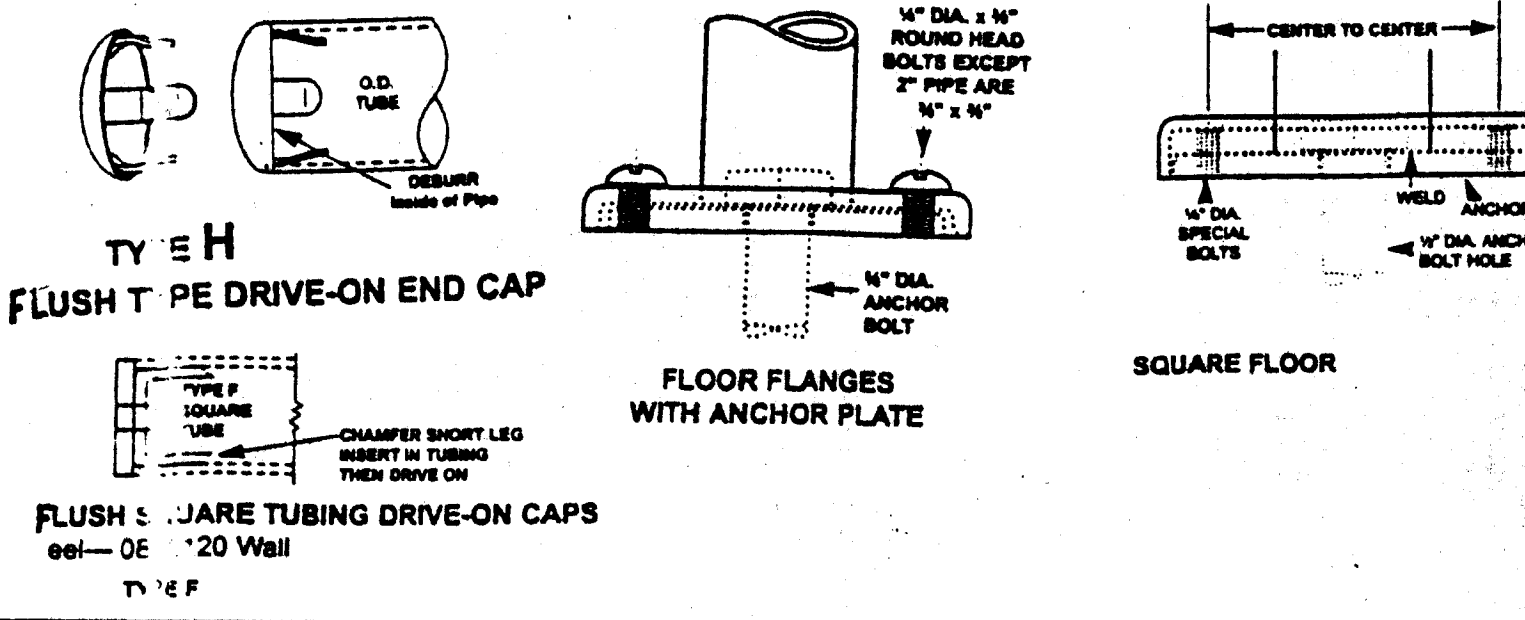
Fabrication / installation MAY NOT be undertaken. In resubmitting, limit corrections to items marked.

Review is only for general conformance with the design correct in the contract documents. Any action shown is subject to the requirements of the plans and specifications. Contractor is responsible for dimensions which shall be confirmed to correlated at the job site; fabrication processes and techniques of construction; coordination of all work with that of all other trades; and satisfactory performance of the work.

Review / approval neither extends nor alters any contractual obligations of the Architect or Contractor.

ENGLISH HARPER RETA  
 By: *Bon* Date: APR 21 2000


BILL OF MATERIAL						
SHIP MARK	PC. MARK	QUAN.	DESCRIPTION	LENGTH		REMARKS
				FT.	IN.	
A29		1	RAIL			
B29		1	RAIL			
a		4	1 1/2 x 1 1/2 x 110	4	4 1/2	
b		2		3	10 3/8	
c		2		3	3 3/8	
d		2		3	4 3/8	
e		2		2	11 3/8	
f		2		3	4 3/8	
g		2		2	9 7/8	
h		2		3	10 1/4	
k		4		2	7 1/2	
m		3		3	3 3/8	
n		30	1/2 SQ BAR	2	8	
p		24	1/2	2	0 1/2	
s		4	FB 4 x 1	0	2	
FL		3	3/4 x 2 1/2 x 1/2	0	5 3/8	
VL		1	1/2 x 2 1/2 x 1 1/2	10	0 1/2	
CAP		2	TYPE H			
CAP		12	TYPE F			
TOTAL WEIGHT						
OPEN HOLES: NONE UNLESS OTHERWISE NOTED						
MIN. EDGE DISTANCE: UNLESS OTHERWISE NOTED						
SHOP PAINT: OSC						
REVISIONS						
NO.	DESCRIPTION		DATE	APPD.		
<p style="text-align: center;"><b>COFAB STEEL CORP.</b> VALLEJO, CA</p> <p>CUSTOMER: TURNER CONST            PROJECT: RAILING            LOCATION: RAILING</p>						
REV.	DATE	APPROVAL	OFFICE	SHOP	FIELD	CUSTOMER
DRAWN BY: <i>mn</i>	DATE	JOB NO.	DRAWING	REV.		
CHECKED BY:	DATE	965	029			
APPROVED BY:	DATE					



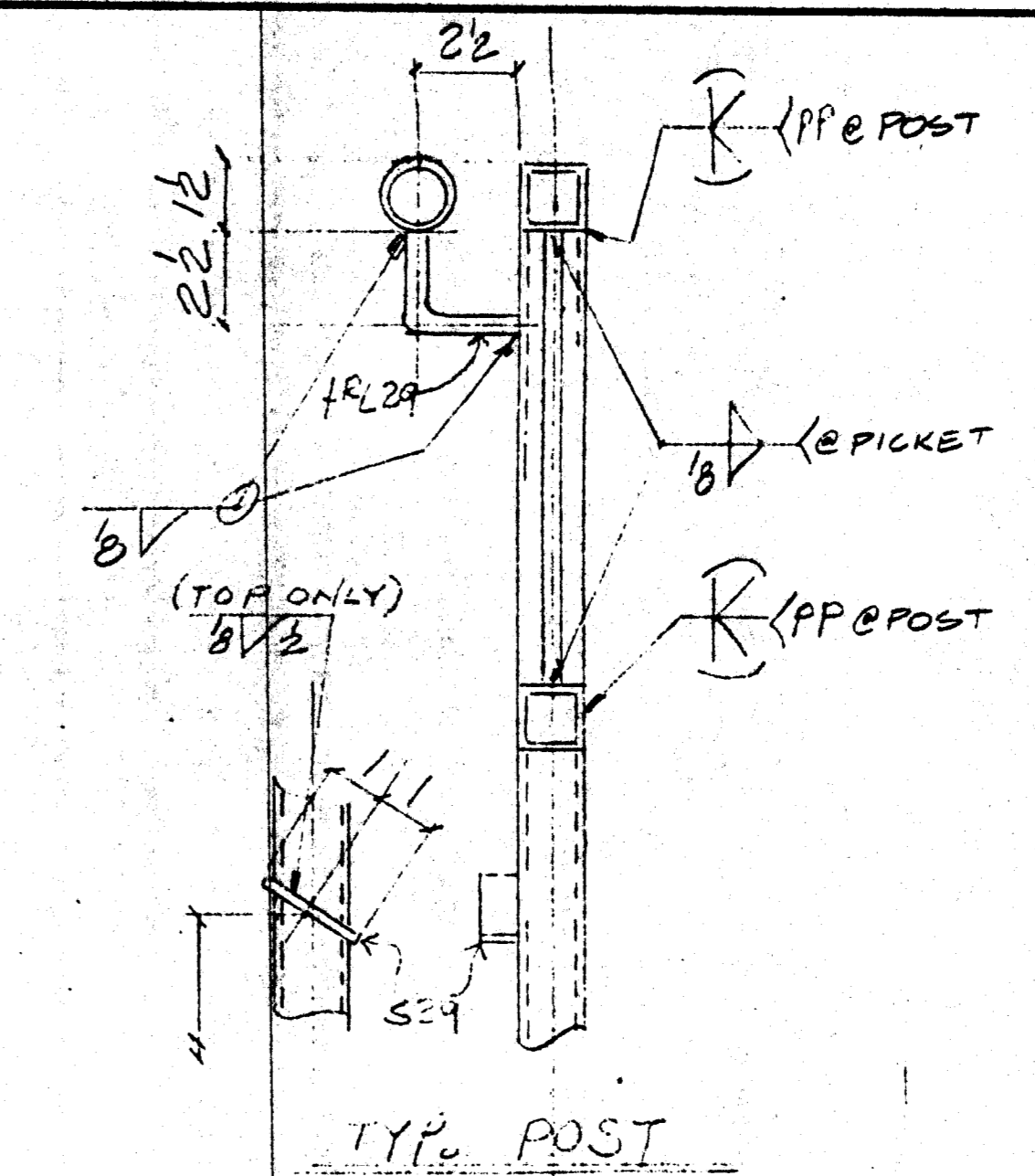
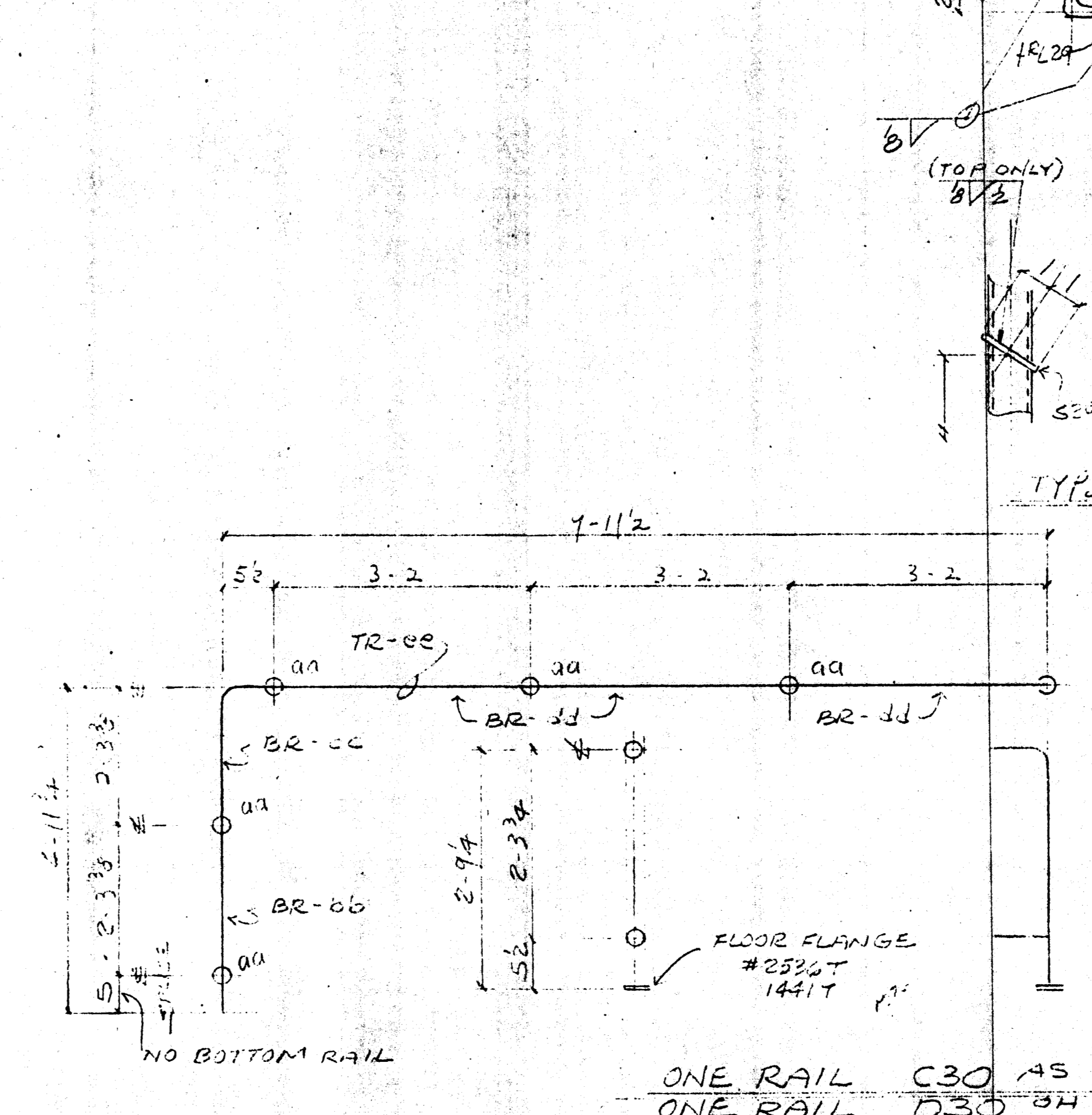
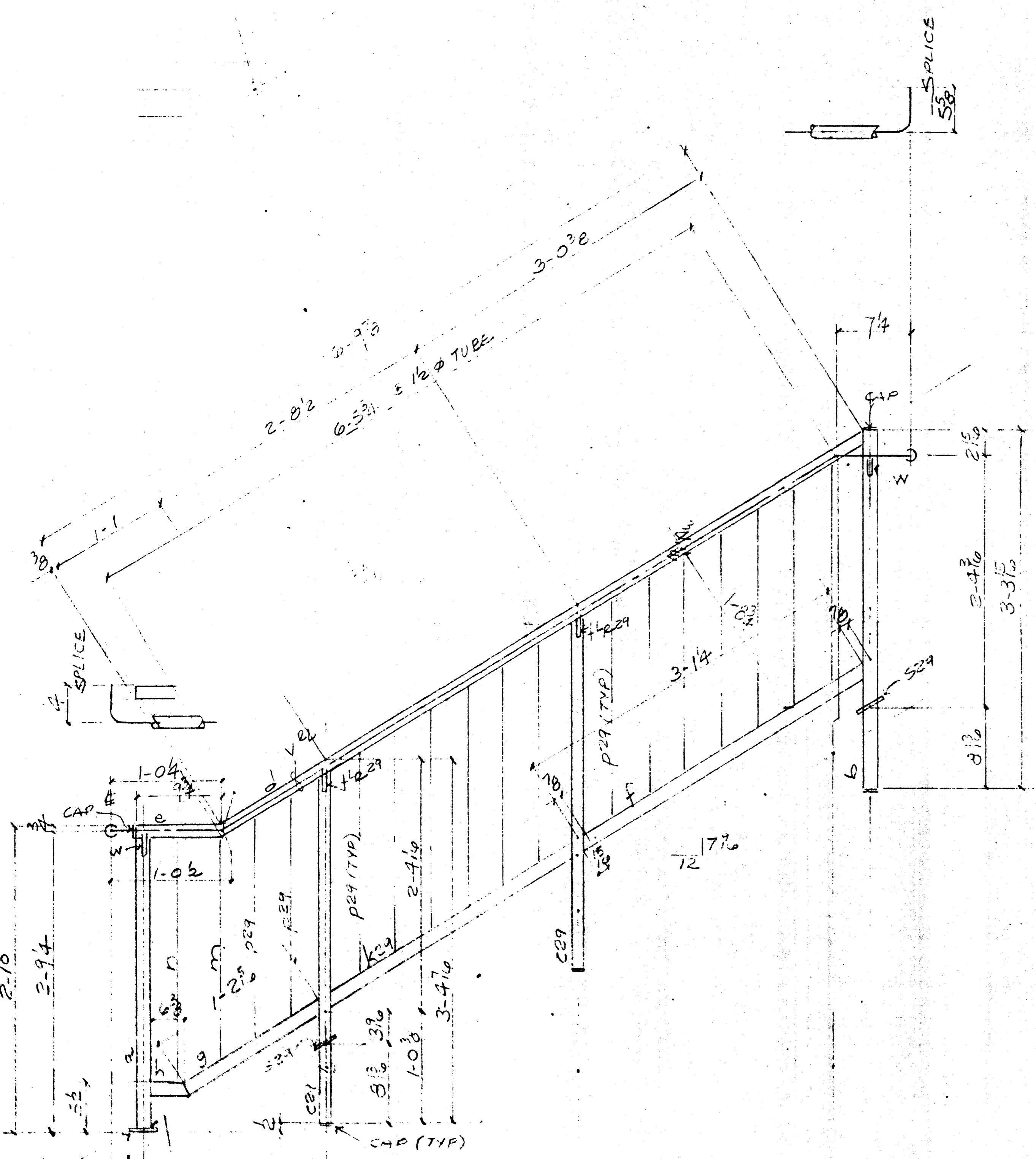
ONE RAIL A29 AS  
 ONE RAIL B29 GA

Turned for General Conformance with the Contract Documents. This review does not relieve the contractor of his responsibility for making the work conform to the requirements of the contract. The contractor is responsible for all dimensions, exact fabrication and erection to with the work of other trades.

TURNER CONSTRUCTION CO.  
 Submitted by: *5570-04*  
 Specifications: *111100*  
 Date: *PA*



RECEIVED APR 20 2000  
 RECEIVED APR 14 2000  
 TURNER CONST CO. TURNER CONSTRUCTION CO.



Approved  
 Approved as corrected  
 Revised and Resubmitted  
 Rejected

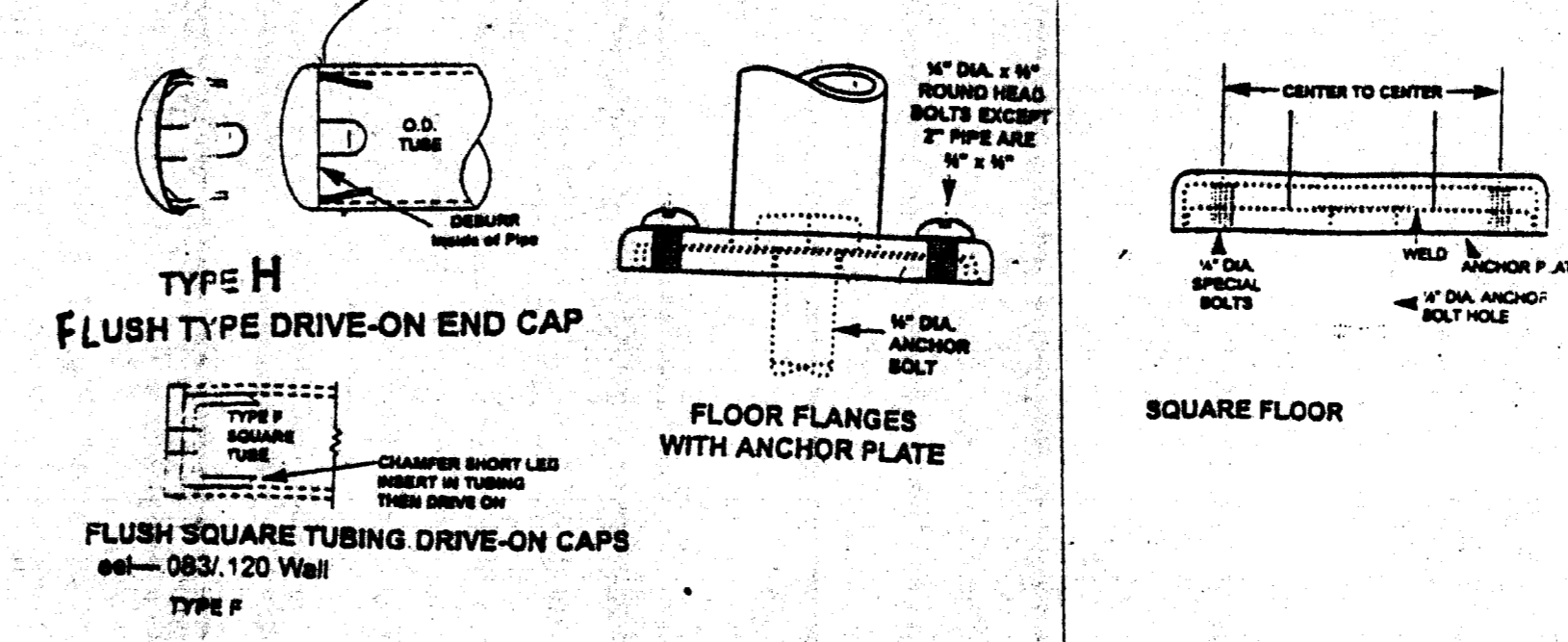

Fabrication / installation may be undertaken. Approval does not authorize changes to the Contract Sum or Contract time.  
 Fabrication / installation may NOT be undertaken in resubmitting limit corrections to items marked.  
 Review is only for general conformance with the design concept in the contract documents. Any action shown is subject to the requirements of the plans and specifications. Contractor is responsible for dimensions which shall be confirmed and correlated at the job site; fabrication processes and techniques of construction; coordination of his work with that of all other trades; and satisfactory performance of his work. Review / approval neither extends nor alters any contractual obligations of the Architect or Contractor.

ENGLISH HARPER RETA  
 By: *Ben* Date: APR 21 2000

**RECEIVED**  
 APR 14 2000  
 TURNER CONSTRUCTION CO.

Defended by General Contractors with the Contract Documents. The contractor shall be responsible for the accuracy of the contract documents. The contractor is responsible for dimensions, correct fabrication and accuracy to suit the site of other trades.

TURNER CONSTRUCTION CO.  
 Schematic: *CSLO-04*  
 Specification: *CSLO-04*  
 Date: *4/11/00*



**RECEIVED**  
 APR 20 2000  
 TURNER CONSTRUCTION CO.

BILL OF MATERIAL						
SHIP MARK	PC. MARK	QUAN.	DESCRIPTION	LENGTH		REMARKS
				FT.	IN.	
A30	1		RAIL			
B30	1		do			
a	2		TS12x12x116	2	8 1/2	
b	2			3	5 1/2	
c29	4			3	3 3/4	
d	2			6	10 1/4	
e	2			0	9 1/2	
f	2			3	0 1/2	
g	2			1	2 1/2	
h	2			0	6 3/4	
k29	2			2	7 1/2	
m	2		1250 RING	2	3 3/4	
n	2			2	3	
p29	30			2	0 1/2	
r29	4		5/8 x 4 x 1	0	2	
s29	30		5/8 x 4 x 1/2	0	5 1/2	
w	4		do	0	5	
v29	17		1 1/2 x 2 x 11 1/2	9	6 1/2	
CAP	10		TYPE H	0		
CAP	10		TYPE F	0		
FF	12		FLOOR FLG #3723 W/114IT	0		
C30			RAIL			
D30			do			
a2	10		1 1/2 x 2 x 11 1/2	2	8 1/2	
b2	2			2	2 1/4	
c2	2			2	7 3/4	
d2	6			3	0 3/8	
e2	2			17	8 1/2	
FF	12		FLOOR FLG #3723 W/114IT	0		
TOTAL WEIGHT						
OPEN HOLES NONE UNLESS OTHERWISE NOTED						
MIN. EDGE DISTANCE - UNLESS OTHERWISE NOTED						
SHOP PAINT OSC PRIMER						
REVISIONS						
NO.	DESCRIPTION		DATE	APPD.		
<b>COFAB STEEL CORP.</b> VALLEJO, CA						
CUSTOMER TURNER CONST			REV.			
PROJECT			DATE			
LOCATION			APPROVAL			
FRILING			SHOP			
			FIELD			
			CUSTOMER			
DRAWN BY	DATE	JOB NO.	DRAWING	REV.		
CHECKED BY	DATE	965	D30			
APPROVED BY	DATE					

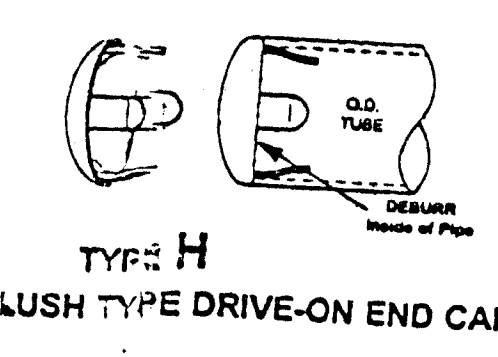
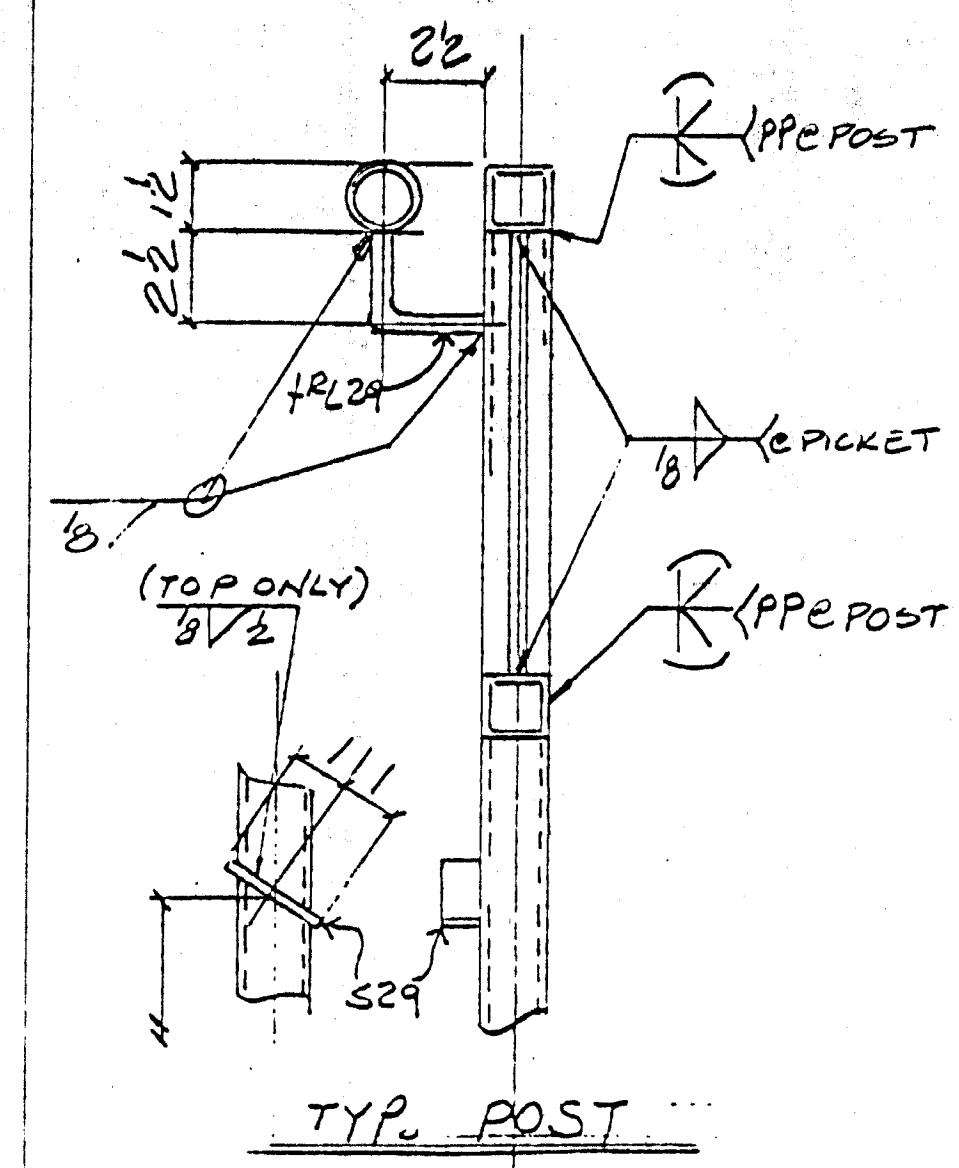
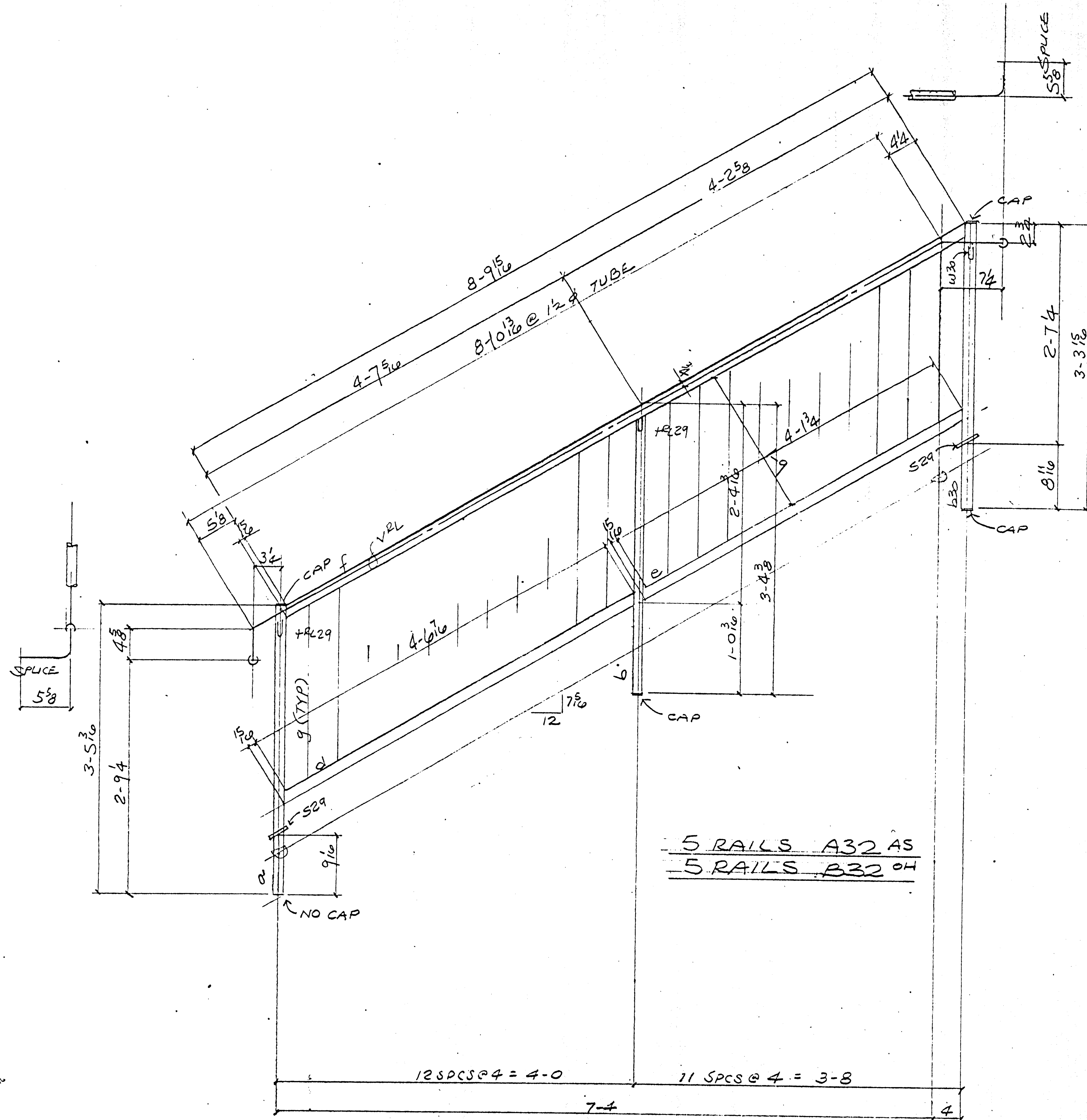
ONE RAIL A30 AS  
 ONE do B30 34

3' 1 1/4  
 5 spcs @ 4' = 1-8  
 1-11 1/4

7 spcs @ 3 1/2' = 2-3 1/2  
 4-7

8 spcs @ 3 1/2' = 2-7 1/2





**FLUSH SQUARE TUBING DRIVE-ON CAPS**  
 TYPE F  
 Approved  
 Reviewed and Rejected  
 Rejected

Fabrication / installation may be undertaken. Approval does not authorize changes to the Contract Sum or Contract time.

Fabrication / installation MAY NOT be undertaken in re-submitting items corrections to items marked.


Review is only for general conformance with the design concept in the contract documents. Any action shown is subject to the requirements of the plans and specifications. Contractor is responsible for dimensions fabrication processes and techniques of construction. Satisfactory performance of the work and Review / approval neither extends nor alters any contractual obligations of the Contractor.

ENGLISH HARPER RETA  
 By: *Ben* Date: APR 21 2000

RECEIVED  
 APR 14 2000  
 TURNER CONSTRUCTION CO.

Approved for General Conformance with the Contract Documents. This review does not constitute an acceptance of the responsibility for making the work conform to the requirements of the contract. The signatory is responsible for all dimensions, cover fabrication and accuracy in all the work of other trades.

TURNER CONSTRUCTION CO.  
 Checked / Specified by: *CS10.04*  
 Date: *4/13/00*  
 By: *TP*



RECEIVED  
 APR 20 2000  
 BURLIN & ASSOCIATES  
 STRUCTURAL ENGINEERS, INC.

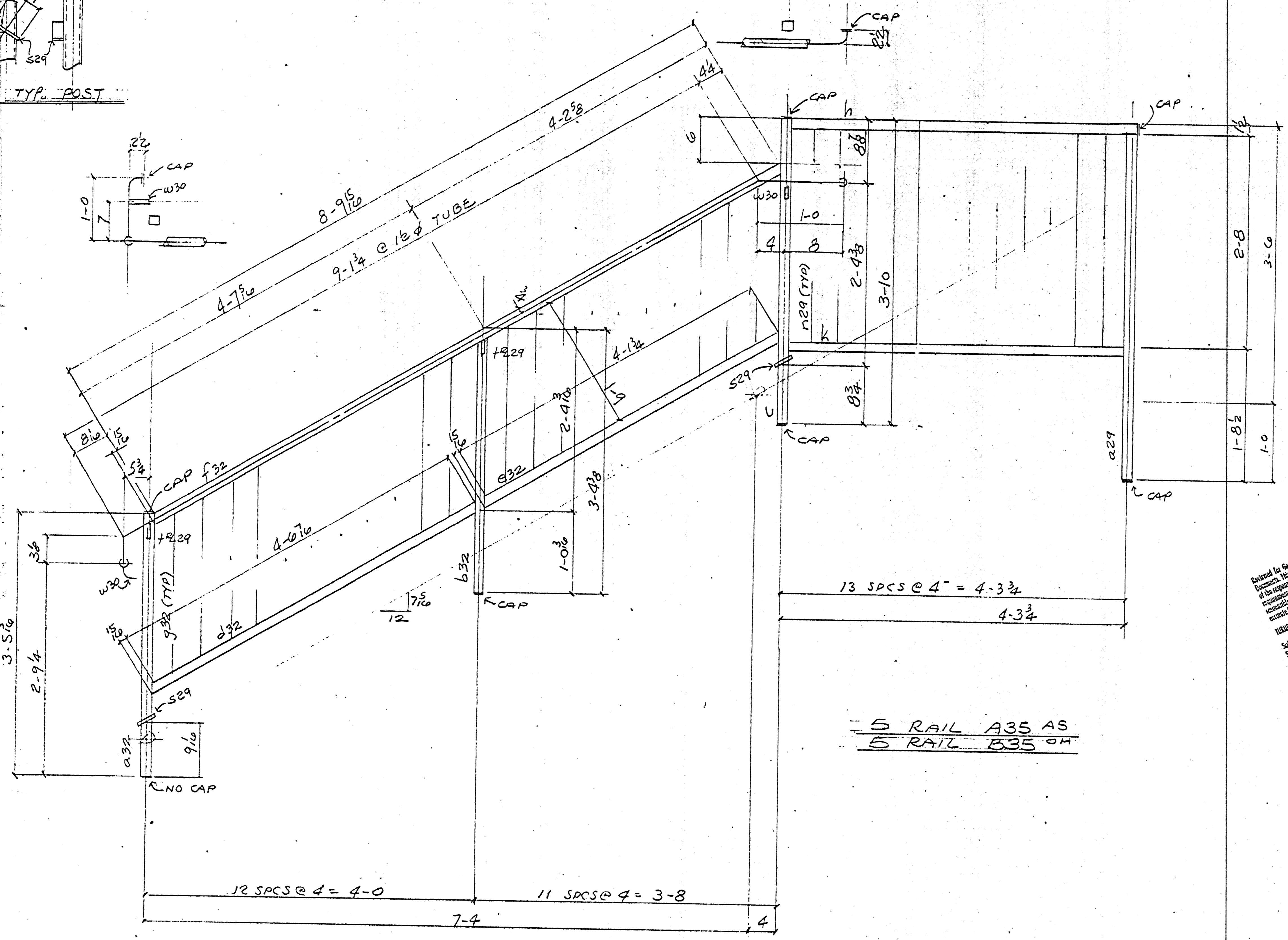
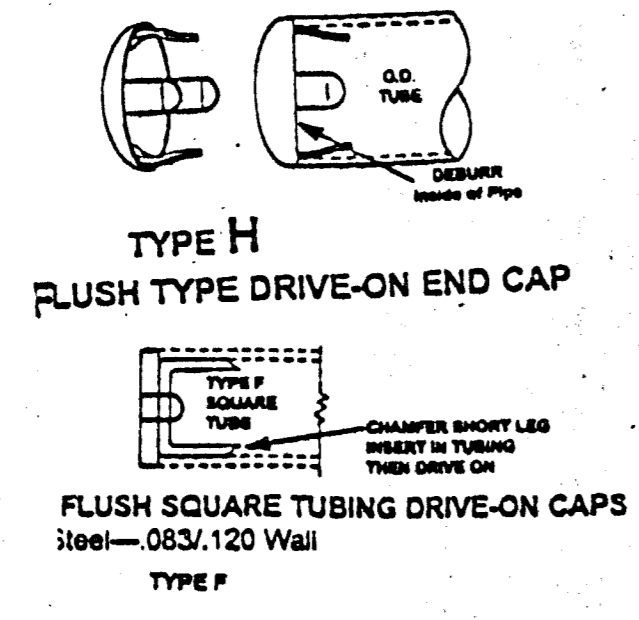
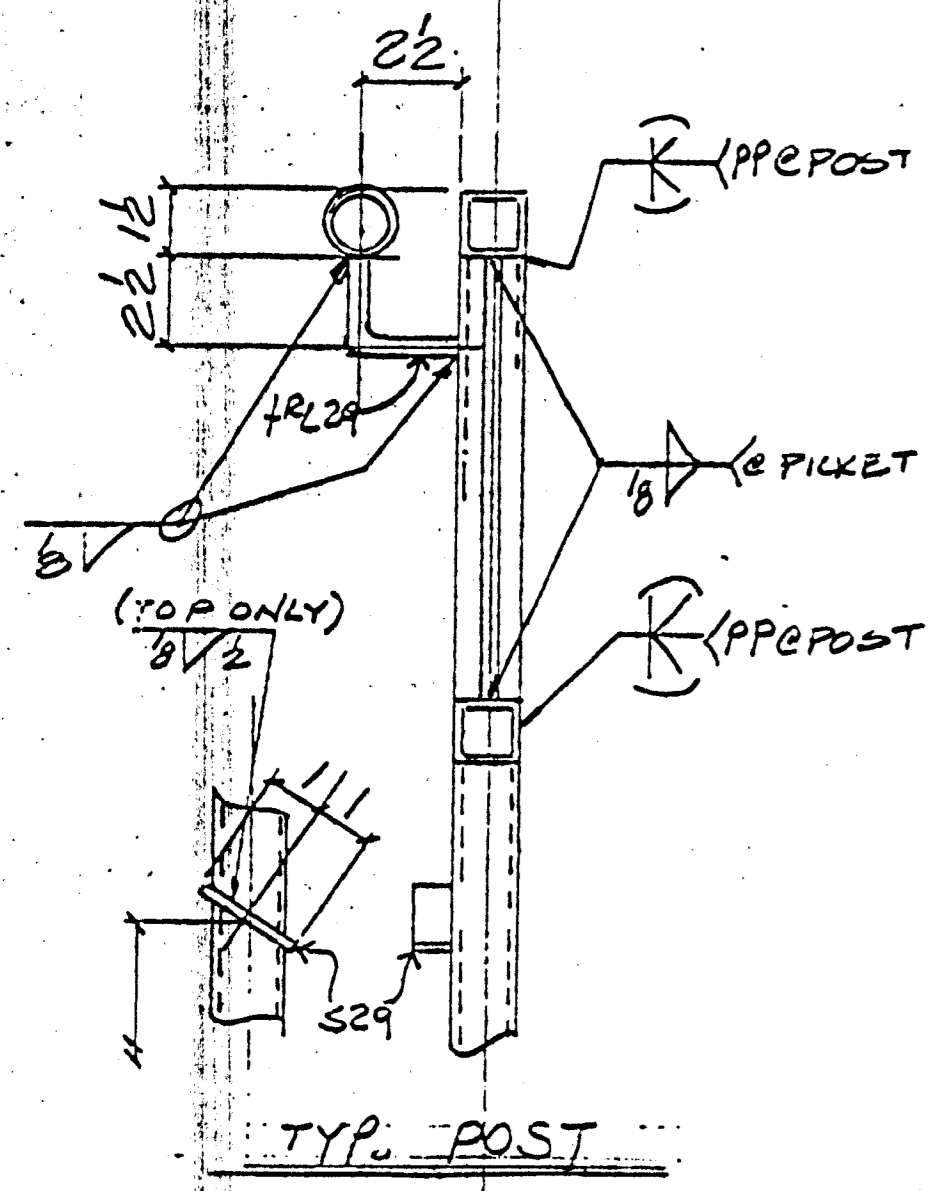
BILL OF MATERIAL						
SHIP MARK	PC MARK	QUAN	DESCRIPTION	LENGTH		REMARKS
				FT.	IN.	
A32		6	RAILS			
B32		0	RAILS			
a		12	TS 1 1/2 x 1/2 x 11 1/2	3	5 3/8	
b		12		3	3 1/8	
b20		12		3	3 1/8	
d		12		4	7 3/8	
c		12		4	2 1/8	
f		12		8	10 3/8	
g		252	ESQ BAR	2	0 3/8	
S29		12	FB 1/4 x 1	0	2	
CAP 48 TYPE F <input type="checkbox"/>						
			FR29 1/2	ESQ BAR	0	5 3/8
			W30 10	do	0	5
			VRL 2 1/2	1 1/2 STUBS x 11 1/2	11	6 1/2
TOTAL WEIGHT						
OPEN HOLES UNLESS OTHERWISE NOTED						
MIN. EDGE DISTANCE UNLESS OTHERWISE NOTED						
SHOP PAINT OSC PRIMER						
REVISIONS						
NO.	DESCRIPTION		DATE APPD.			
COFAB STEEL CORP. VALLEJO, CA						
CUSTOMER TURNER CONST			REV.			
PRODUCT			DATE			
LOCATION			APPROVAL			
RAILING			OFFICE			
			SHOP			
			FIELD			
			CUSTOMER			
DRAWN BY	DATE	JOB NO.	DRAWING	REV.		
MM	3-27-00					
CHECKED BY	DATE					
APPROVED BY	DATE	965	D32			

2-10  
 3-12  
 3-15  
 3-16









BILL OF MATERIAL						
SHIP MARK	PC MARK	QUAN.	DESCRIPTION	LENGTH FT. IN.	REMARKS	AISC WTS.
A35		5	RAILS			
B35		5	DO			
a29		10	TS 1 1/2 x 1 1/2 x 11 6	4 4 1/2		
b32		10		3 3 1/2		
c		10		3 10		
d32		10		4 7 3/8		
e32		10		4 2 1/2		
f32		10		8 10 3/4		
g32	220		250 BAR	2 0 3/8		
h29	120		DO	2 8		
a32		10	TS 1 1/2 x 1 1/2 x 11 6	3 5 3/4		
h29	120		250 BAR	0 5 3/4		
w30		20	DO	0 5		
s29	20		FB 4 x 1	0 2		
vr2	5 1/2		1 1/2\"/>			

Approved  
 Approved as corrected  
 Revisit and Resubmit  
 Rejected

Review is only for general conformance with the design concept in the contract documents. Any action shown is subject to the requirements of the plans and specifications. Contractor is responsible for dimensions, fabrication processes and techniques of construction; coordination of his work with that of all other trades; satisfactory performance of his work. Review / approval neither extends nor alters any contractual obligations of the Architect or Contractor.

ENGLISH HARPER RETA  
 By: *Ben* Date: APR-21-2000

**RECEIVED**  
 APR 14 2000  
 TURNER CONSTRUCTION CO.  
 Derived for General Contract with the Contract Documents. This review does not relieve the contractor of its responsibility for making the work conform to the requirements of the contract. The subcontractor is responsible for all dimensions, clearances and setbacks to with the work of other trades.

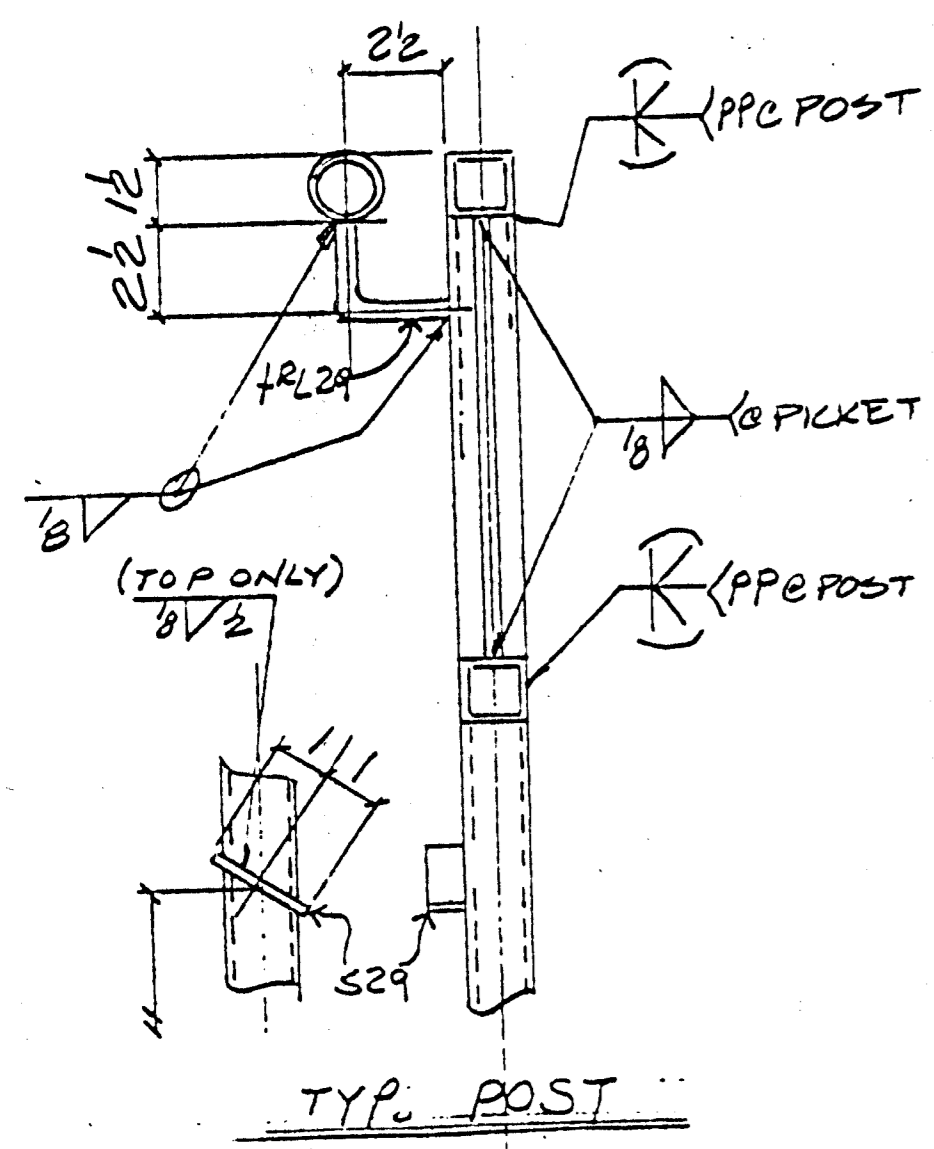
TURNER CONSTRUCTION CO.  
 Submitted by: *05510-04*  
 Specified by: *CH*  
 Date: *4/13/00*  
 By: *CH*



**RECEIVED**  
 APR 20 2000  
 BURELLA & ASSOCIATES  
 STRUCTURAL ENGINEERS, INC.

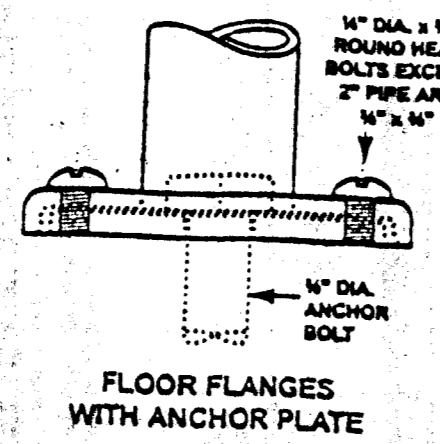
5 RAIL A35 AS  
 5 RAIL B35 OH

OPEN HOLES	0	UNLESS OTHERWISE NOTED
MIN. EDGE DISTANCE		UNLESS OTHERWISE NOTED
SHOP PAINT	OSC PRIMER	
REVISIONS		
NO.	DESCRIPTION	DATE APP'D
<b>COFAB STEEL CORP.</b> VALLEJO, CA		
CUSTOMER	TURNER	REV.
PROJECT		DATE
LOCATION		
RAILING		
DRAWN BY	W	DATE 3-29-00
CHECKED BY		DATE
APPROVED BY		DATE
JOB NO.	965	DRAWING REV.
		D35

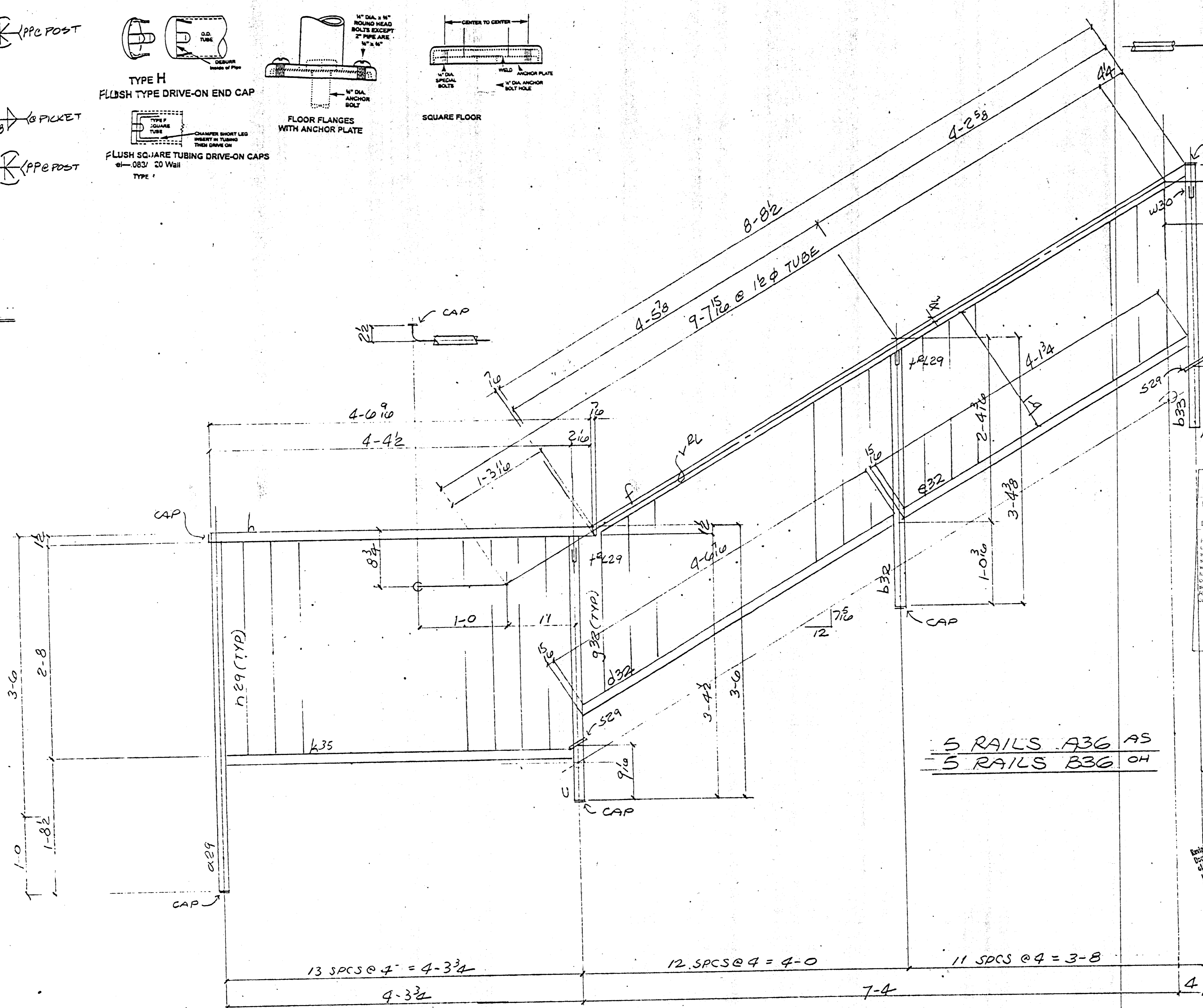


TYPE H  
FLASH TYPE DRIVE-ON END CAP

FLUSH SQUARE TUBING DRIVE-ON CAPS  
Type 1



SQUARE FLOOR



5 RAILS A36 AS  
5 RAILS B36 OH

*Ben*  
REGISTERED HARPER RETA  
APR 21 2000

RECEIVED  
APR 14 2000  
TURNER CONSTRUCTION CO.

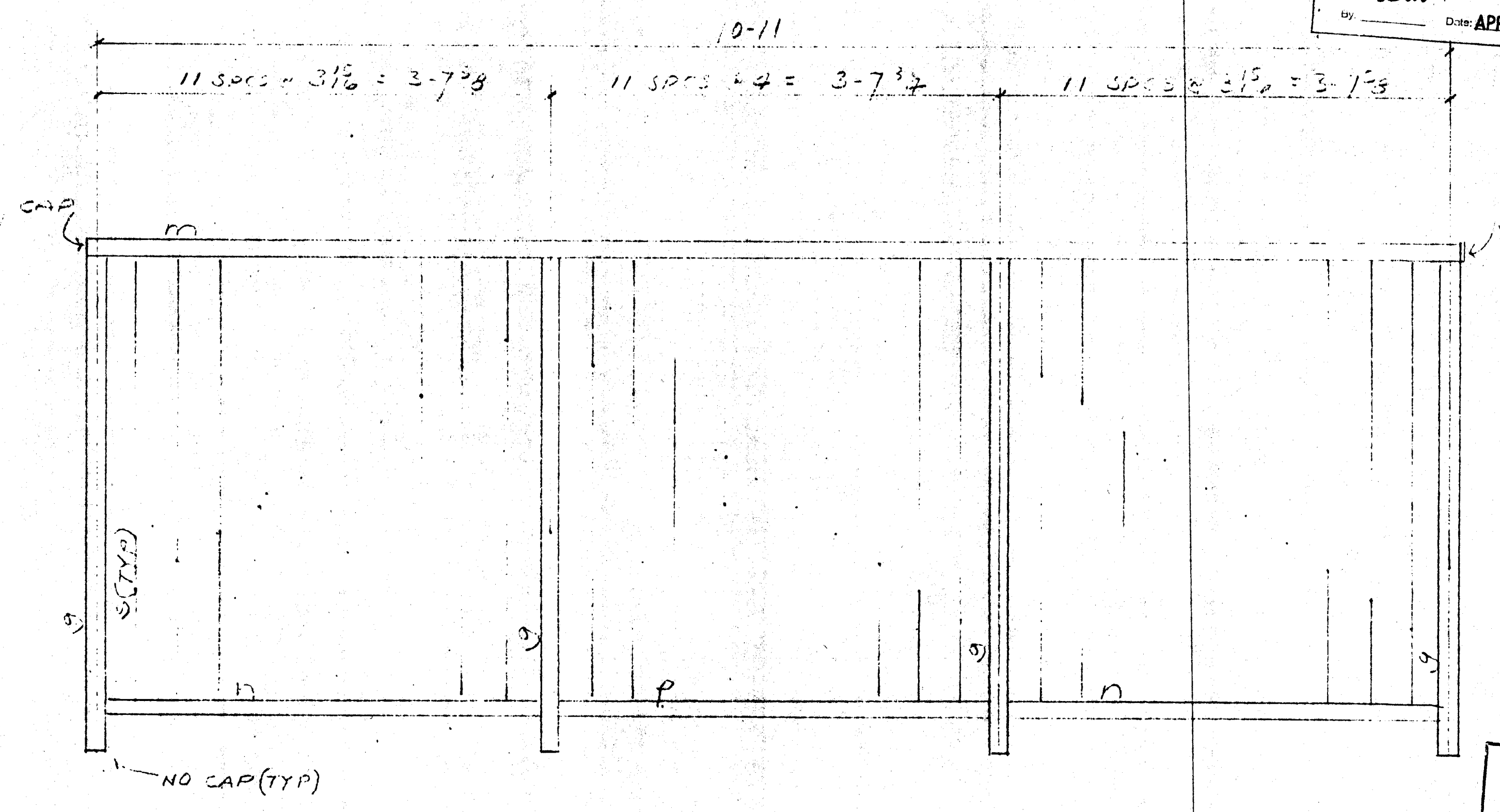
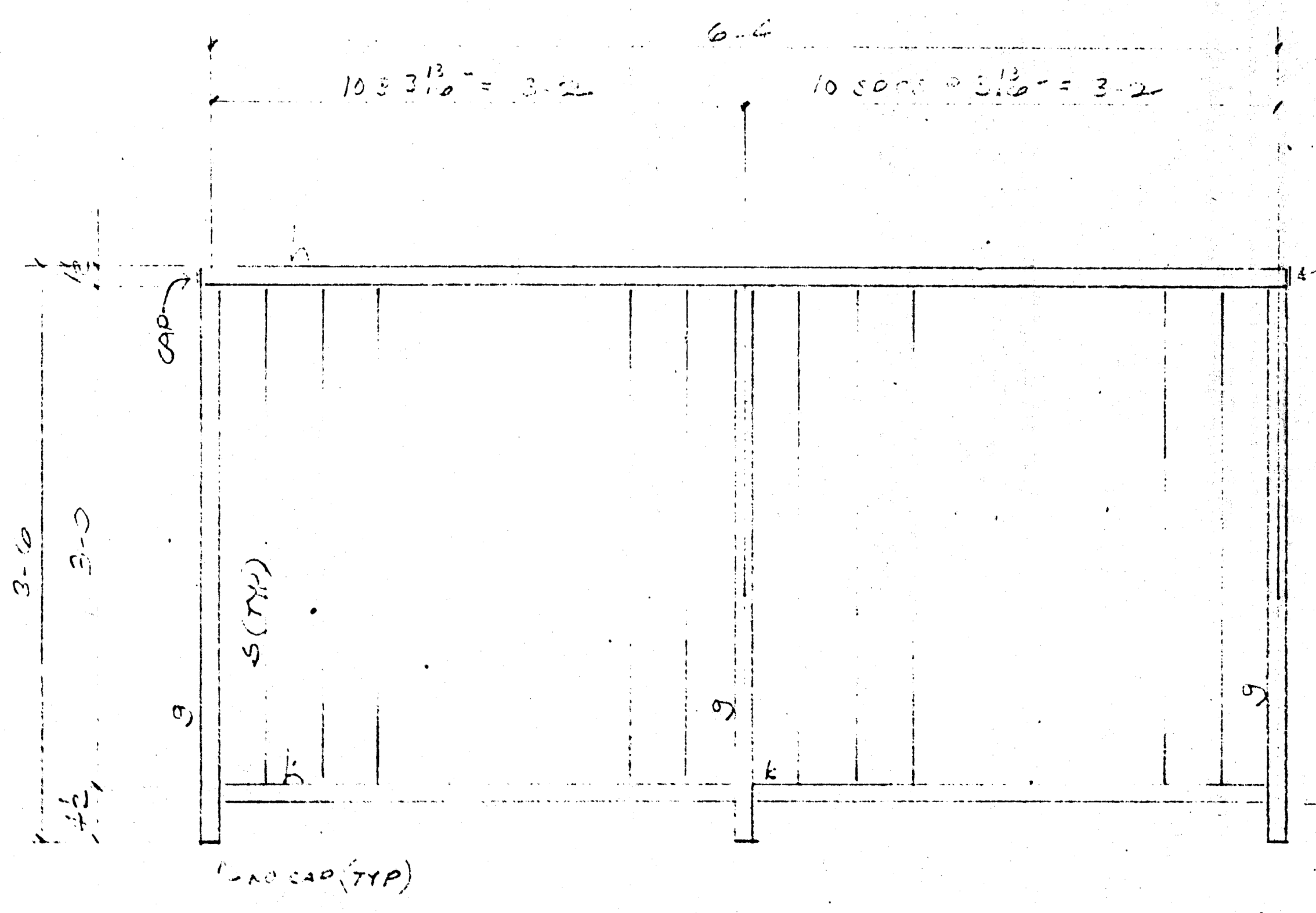
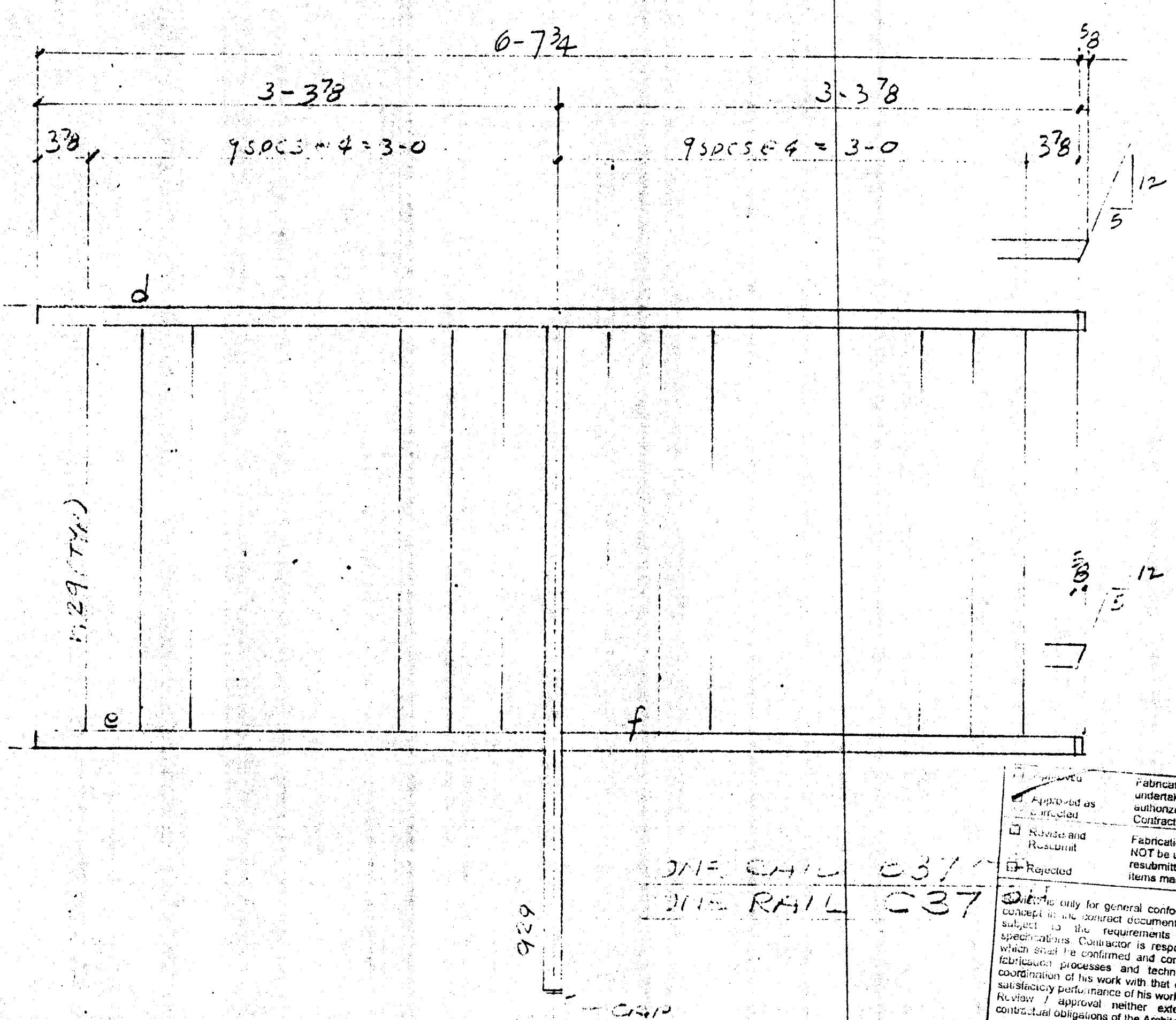
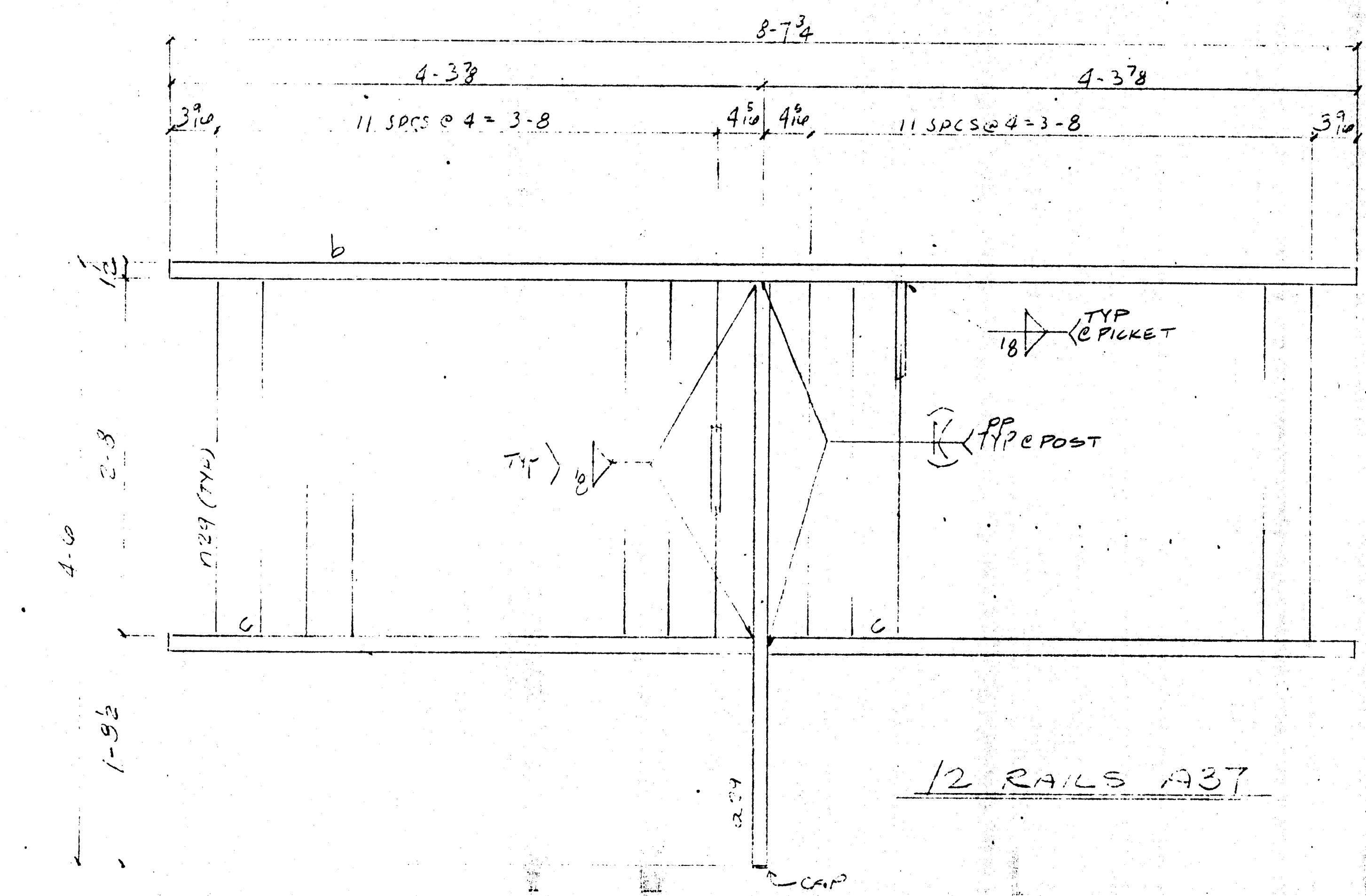
BILL OF MATERIAL						
SHIP MARK	PC MARK	QUAN.	DESCRIPTION	LENGTH		REMARKS
				FT.	IN.	
A36	5		RAILS			
B36	5		RAILS			
a29	10		T/S 1 1/2 x 1 1/2 x 116	4	4 1/2	
b32	10			3	3 1/2	
c	10			3	4 1/2	
d32	10			4	7 3/8	
e32	10			4	2 1/2	
f	10			8	8 1/2	
h	10			4	7	
k35	10			4	2 1/4	
b33	10			3	0	
g32	220		1/2 SQ BAR	2	0 1/2	
n29	120		do	2	8	
vrL	5/8		1/2\"/>	13	0 1/2	
s29	10		F3/4 x 1	0	2	
r29	19		5/8\"/>	0	5 3/8	
w30	10		do	0	5	
CAP	20		TYPE H		0	
CAP	60		TYPE F			

TOTAL WEIGHT	
OPEN HOLES	0 UNLESS OTHERWISE NOTED
MIN EDGE DISTANCE	UNLESS OTHERWISE NOTED
SHOP PAINT	OSC PRIMER
REVISIONS	
NO.	DESCRIPTION
DATE	

COFAB STEEL CORP.		VALLEJO, CA	
CUSTOMER	TURNER	REV.	
PROJECT		DATE	
LOCATION		APPROVAL	
		SHOP	
		FIELD	
		CUSTOMER	
DRAWN BY	DATE 3-30	JOB NO.	DRAWING REV.
CHECKED BY	DATE	965	D36
APPROVED BY	DATE		




RECEIVED  
APR 20 2000  
STRUCTURAL ENGINEER



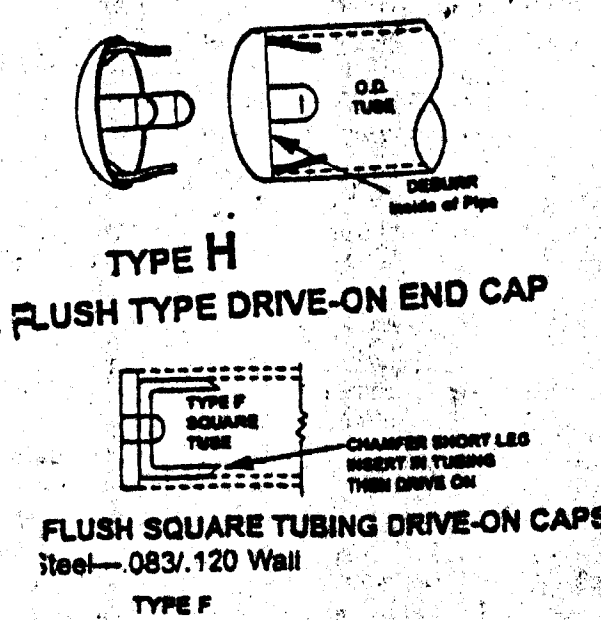
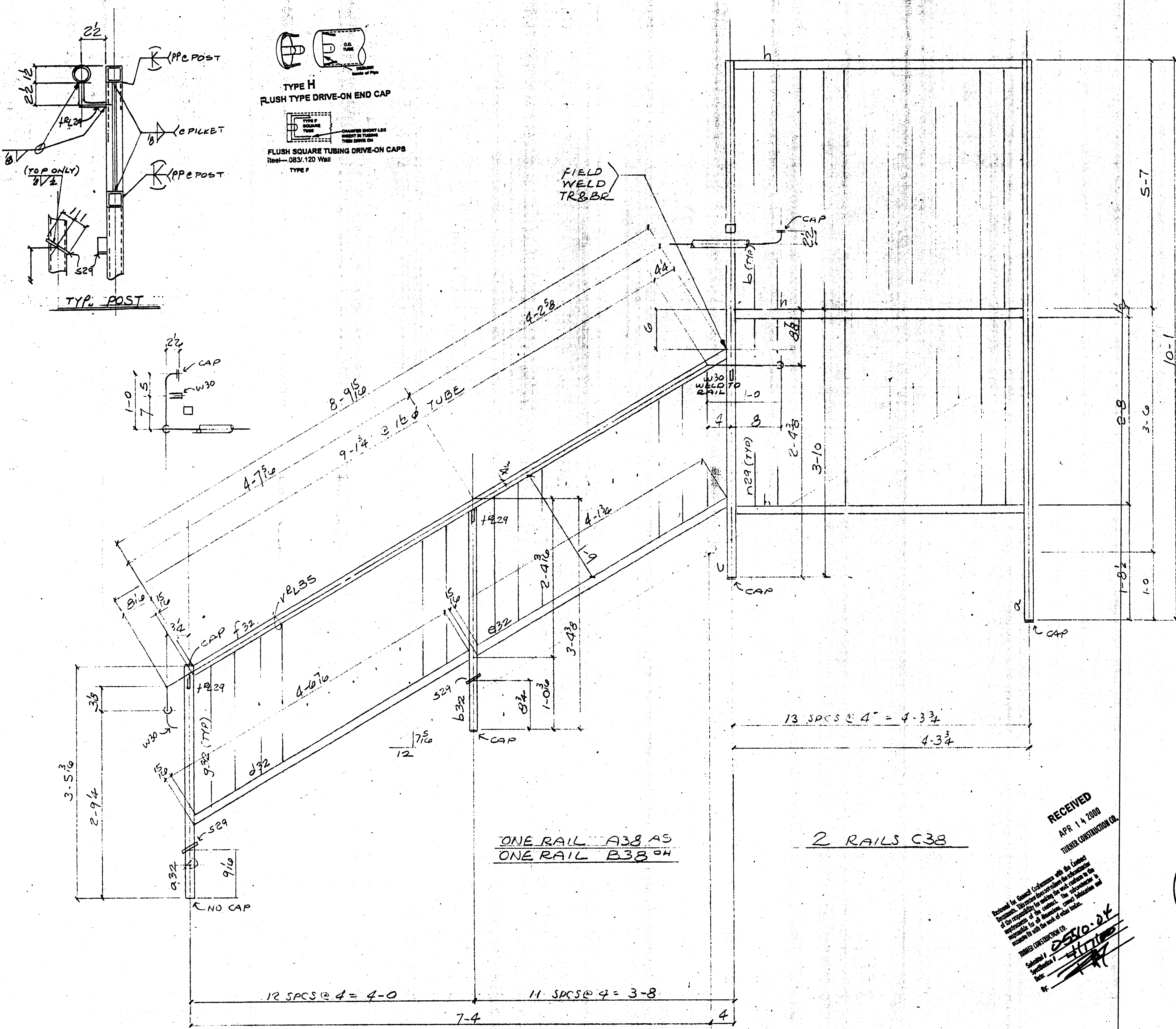
APPROVED AS SHOWN  
 Approved as shown  
 Rejected  
 Rejected  
 Rejected  
 Fabrication / installation may be undertaken. Approval does not authorize changes to the Contract Sum or Contract time.  
 Fabrication / installation MAY NOT be undertaken, in resubmitting, limit corrections to items marked.  
 I hereby certify for general conformance with the design subject to the requirements of the plans and specifications. The Contractor is responsible for dimensions, fabrication processes and techniques of construction, coordination of his work with that of all other trades, and satisfactory performance of his work.  
 Approval / approval neither extends nor alters any contractual obligations of the Architect or Contractor.  
 IN WITNESS WHEREOF  
 I, **COLIN HARPER RETA**  
 Date: **APR 21 2000**

RECEIVED  
 APR 14 2000  
 TURNER CONSTRUCTION CO.

FORWARDED FOR GENERAL CONFORMANCE WITH THE CONTRACT DOCUMENTS. THIS REVIEW DOES NOT RELIEVE THE SUBCONTRACTOR OF THE RESPONSIBILITY FOR VERIFYING THE WORK CONFORMS TO THE REQUIREMENTS OF THE CONTRACT. THE SUBCONTRACTOR IS RESPONSIBLE FOR ALL DIMENSIONS, CORRECT FABRICATION AND OCCUPANCY PERMITS WITH THE EXCEPT OF OTHER TRADES.  
 TURNER CONSTRUCTION CO.  
 Submitted by **05510-04**  
 Specified by **411100**  
 Date: **4-12-00**  
 By: **[Signature]**



BILL OF MATERIAL						
SHIP MARK	PC. MARK	QUAN.	DESCRIPTION	LENGTH FT. IN.	REMARKS	AISC WTS.
A37		12	RAILS			
B37		1				
C37		1				
D37		14	RAILS	4 4 1/2		
E		12		8 7/8		
F		24		4 3/8		
G		2		6 3/8		
H		2		3 3/8		
I		2		5 3/4		
J29		324	POSTS/BARS	0 0		
KAP		14	TYPE F			
D37		10	RAILS			
E37		2	RAILS			
F		35		3 1/2		
G		10		6 5/8		
H		20		5 1/2		
I		5		11 1/2		
J		5		3 1/8		
K		5		3 3/4		
L		340	POSTS/BARS	0 0		
KAP		24	TYPE E			
TOTAL WEIGHT						
OPEN HOLES: NONE UNLESS OTHERWISE NOTED						
MIN. EDGE DISTANCE: UNLESS OTHERWISE NOTED						
SHOP PAINT: OGD PRIMER						
REVISIONS						
NO.	DESCRIPTION		DATE	APPD.		
RECEIVED APR 20 2000 BUREAU OF STRUCTURAL ENGINEERS, INC.						
<b>COFAB STEEL CORP.</b> VALLEJO, CA						
CUSTOMER: TURNER CONST			REV.			
PROJECT:			DATE:			
LOCATION:			APPROVAL:			
			OFFICE:			
			SHOP:			
			FIELD:			
			CUSTOMER:			
DRAWN BY: [Signature]		DATE: 3-30-00	JOB NO.:	DRAWING:	REV.	
CHECKED BY:		DATE:	705	D37		
APPROVED BY:		DATE:				



**BILL OF MATERIAL**

SHIP MARK	PC. MARK	QUAN.	DESCRIPTION	LENGTH FT.	IN.	REMARKS	AISC WTS.
A38		1	RAIL				
B38		1					
C38		2					
a		2	TS 1 1/2 x 1 1/2 x 11 G	10	1		
c32		2		3	3 1/2		
c		2		9	5		
s32		2		4	7 3/8		
c32		2		4	2 1/2		
f32		2		3	10 3/8		
c32		44	25G BMR	2	0 3/8		
f29		24	do	2	8		
b		24	do	5	5 1/2		
a32		2	TS 1 1/2 x 1 1/2 x 11 G	3	5 3/4		
1/4 29		2	20 BAR	0	5 3/4		
W30		2	do	0	5		
S29		4	FB 4 x 1	0	2		
VA 35		1	1 1/2 TUBE x 11 G	13	0 1/2		
CAP		8	TYPE F				
CAP		4	TYPE H				
h		0	TS 1 1/2 x 1 1/2 x 11 G	4	2 1/4		

Approved  
 Approved as corrected  
 Revise and Resubmit  
 Rejected

Fabrication / Installation may be undertaken. Approval does not authorize changes to the Contract Sum or Contract Time.  
 Fabrication / Installation MAY NOT be undertaken. In resubmitting, limit corrections to items marked.  
 Review is only for general conformance with the design concept in the contract documents. Any action shown is subject to the requirements of the plans and specifications. Contractor is responsible for dimensions and coordination of his work with that of all other trades; fabrication processes and techniques of construction; and satisfactory performance of his work.  
 Review / approval neither extends nor alters any contractual obligations of the Architect or Contractor.

**ENGLISH HARPER RETA**  
 By: *Ben* Date: **APR 21 2000**

**RECEIVED**  
 APR 14 2000  
 TURNER CONSTRUCTION CO.

Returned for General Conformance with the Contract Documents. The undersigned hereby certifies that the work shown on this drawing is in accordance with the contract documents. The undersigned is not responsible for any errors or omissions on this drawing.

TURNER CONSTRUCTION CO.  
 SCSIO-2K  
 HILL  
 [Signature]



**RECEIVED**  
 APR 21 2000  
 STRUCTURAL ENGINEER

TOTAL WEIGHT

OPEN HOLES 0 UNLESS OTHERWISE NOTED

MIN. EDGE DISTANCE UNLESS OTHERWISE NOTED

SHOP PAINT OSC PRIMER

REVISIONS

NO.	DESCRIPTION	DATE	APP'D

**COFAB STEEL CORP.**  
VALLEJO, CA

CUSTOMER TURNER

PROJECT

LOCATION

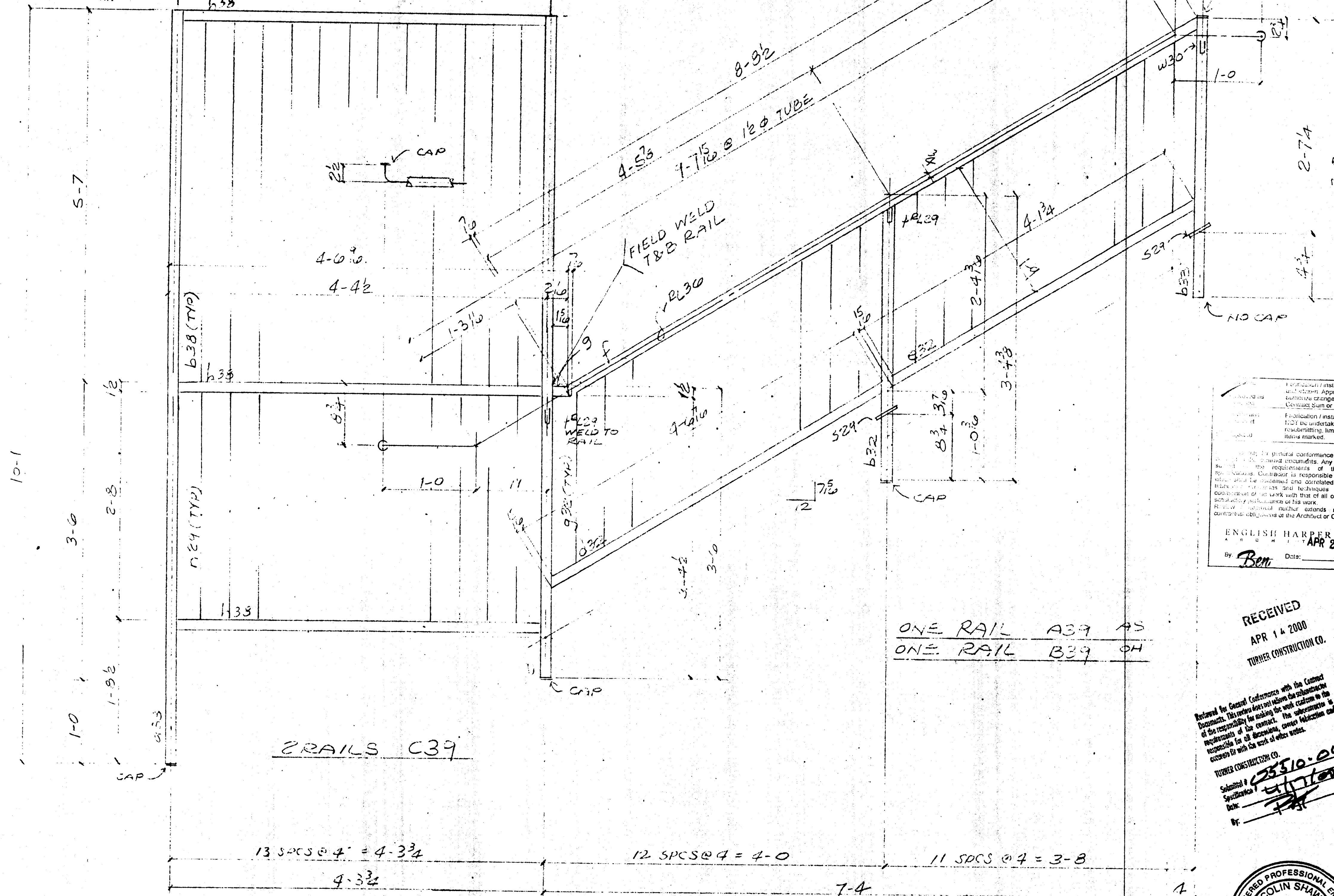
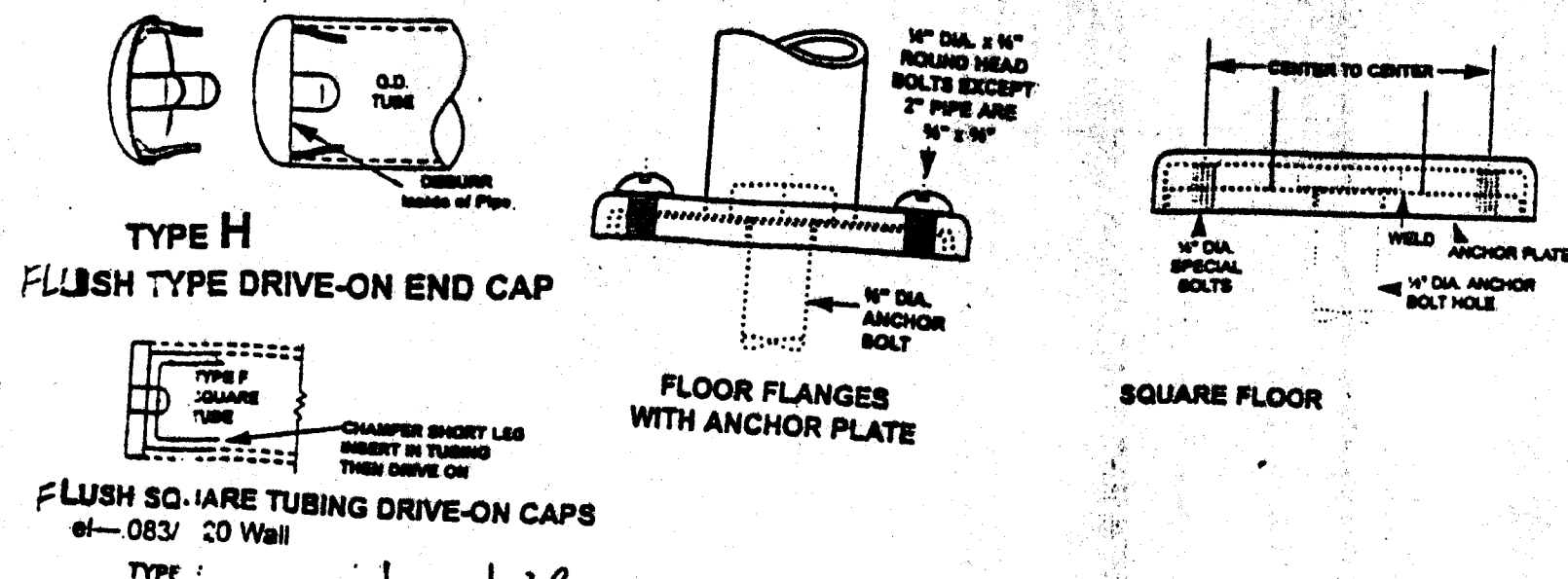
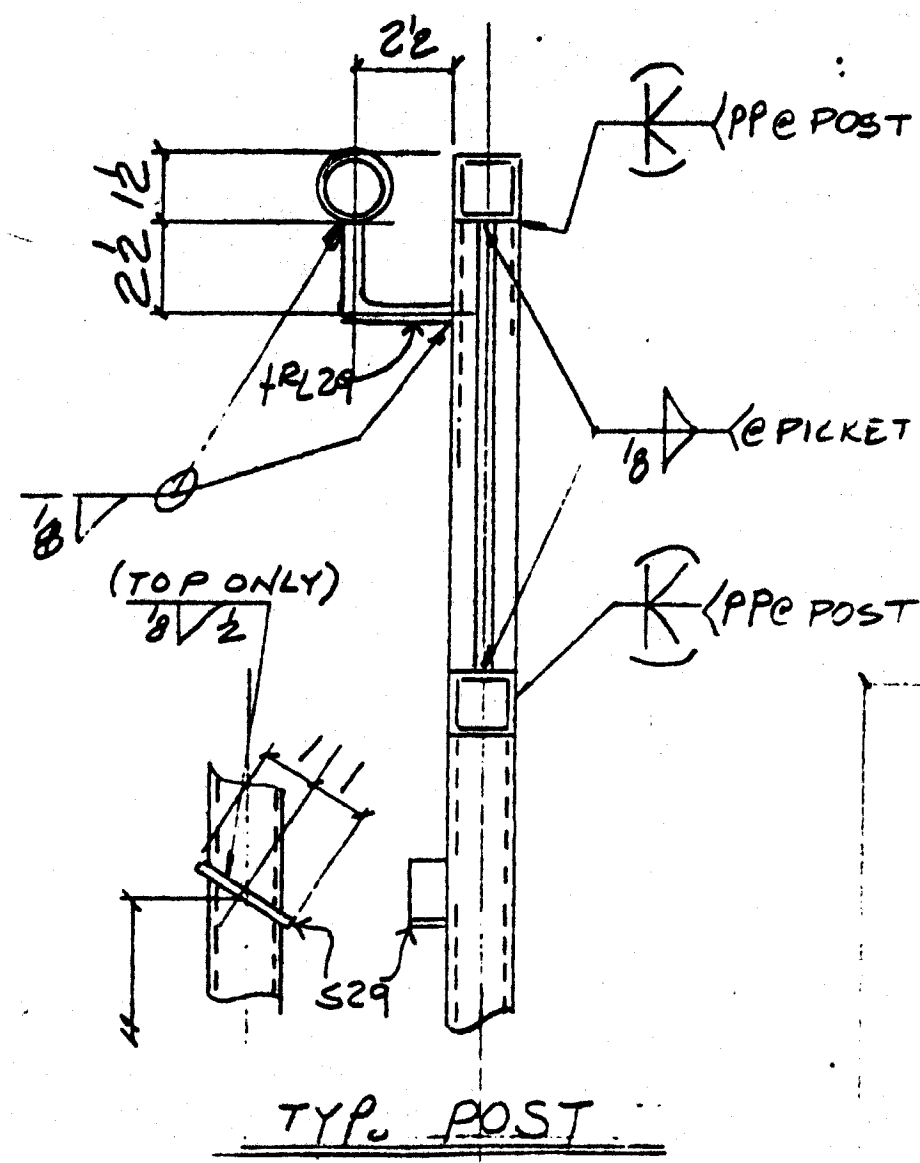
RAILING

APPROVAL


DRAWN BY [Signature] DATE 3-29-00 JOB NO. DRAWING REV.

CHECKED BY DATE 965 D38

APPROVED BY DATE



ONE RAIL A39 AS  
ONE RAIL B39 OH

2 RAILS C39

English Harper Reta  
APR 21 2000  
By Ben

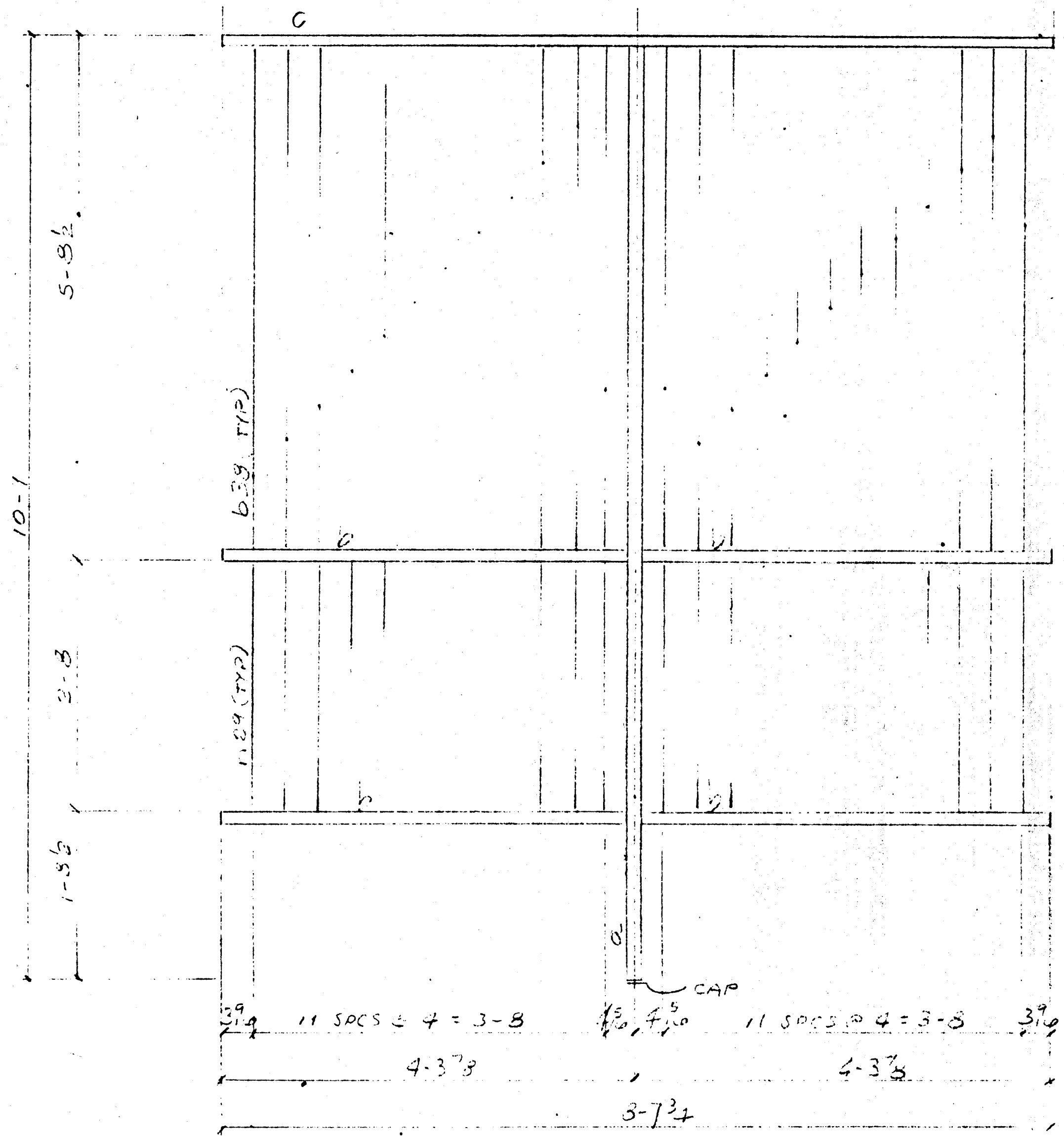
RECEIVED  
APR 14 2000  
TURNER CONSTRUCTION CO.

Noted for General Conference with the Contract Documents. This review does not release the subcontractor of the responsibility for making the work conform to the requirements of the contract. The subcontractor is responsible for all decisions, correct education and consent to work for work of other trades.  
TURNER CONSTRUCTION CO.  
Submittal # 25510-04  
Specimen # 11111  
Date: 4/13/00

REGISTERED PROFESSIONAL ENGINEER  
COLIN SHAW  
No. 28249  
4-15-00  
CIVIL EXP. 3-31-02  
STATE OF CALIFORNIA

RECEIVED  
APR 20 2000  
QUELLEY & CHAMBERLAIN  
STRUCTURAL ENGINEERS, INC.

BILL OF MATERIAL						
SHIP MARK	PC MARK	QUAN.	DESCRIPTION	LENGTH FT.	IN.	REMARKS
A39		1	RAIL			
B39		1				
C39		2				
A33		1	POST	10	1	
B32		2		5	3/2	
C		2		4	1	
D32		2		4	7/32	
F		2		4	21/8	
G		2		8	31/8	
H38		0		0	1/2	
H38		0		4	2/4	
B32		2		5	0	
D32		2		2	0/2	
H29		2		2	8	
B38		2		5	5/2	
V430		1		13	0 1/2	
H24		4	TYPE 4	0	2	
H20		2	TYPE 2	0	5/2	
W30		2		0	5	
SH		4	TYPE 4			
CA		0	TYPE 2			
TOTAL WEIGHT						
OPEN HOLES 0 UNLESS OTHERWISE NOTED						
MIN. EDGE DISTANCE UNLESS OTHERWISE NOTED						
SHOP PAINT OSC PRIMER						
REVISIONS						
NO.	DESCRIPTION		DATE	APP'D.		
COFAB STEEL CORP. VALLEJO, CA						
CUSTOMER TURNER			REV.			
PROJECT			DATE			
LOCATION			APPROVAL			
RAILING			OFFICE			
			SHOP			
			FIELD			
			CUSTOMER			
DRAWN BY	DATE	3-30	JOB NO.	DRAWING REV.		
CHECKED BY	DATE		965	D39		
APPROVED BY	DATE					



11 SPCS 4 = 3-8      11 SPCS 4 = 3-8      3'-0"

4'-3 3/8"      3'-7 3/4"      4'-3 3/8"

2 RAILE A70

BILL OF MATERIAL

SHIP MARK	PC MARK	QUAN.	DESCRIPTION	LENGTH		REMARKS	AISC WTS.
				FT.	IN.		
A70		2	RAILS				
	Q	2	75 1/2 x 1 1/2 x 11 1/2	7	11 1/2		
	U	8	30	4	3 1/8		
	C	2	22	8	7 3/4		
	N27	48	2 1/2 x 2 1/2 x 2	2	8		
	U38	48	20	5	5 1/2		
	CAF	2	TYP. F				

Approved      Fabrication / installation may be undertaken. Approval does not authorize changes to the Contract Sum or Contract time.

Approved as corrected      Fabrication / installation MAY NOT be undertaken. In resubmitting, limit corrections to items marked.

Revise and Resubmit

Rejected

Review is only for general conformance with the design concept in the contract documents. Any action shown is subject to the requirements of the plans and specifications. Contractor is responsible for, dimension, fabrication processes and techniques of construction, coordination of his work with that of all other trades, and satisfactory performance of his work.

Review / approval neither extends nor alters any contractual obligations of the Architect or Contractor.


ENGLISH HARPER RETA  
ARCHITECTS  
By: *Ben*      Date: APR 21 2000

RECEIVED  
APR 14 2000  
TURNER CONSTRUCTION CO.

RECEIVED  
APR 14 2000  
TURNER CONSTRUCTION CO.

Reviewed for General Conformance with the Contract Documents. This review does not relieve the subcontractor of its responsibility for making his work conform to the requirements of the contract. The subcontractor is responsible for all dimensions, correct fabrication and accuracy in with the work of other trades.

TURNER CONSTRUCTION CO.  
Submitted & Specimen # *05510-04*  
Date: *4-13-00*



RECEIVED  
APR 20 2000  
BUENLIK & DUNFORD  
STRUCTURAL ENGINEERS, INC.

TOTAL WEIGHT	
OPEN HOLES	UNLESS OTHERWISE NOTED
MIN EDGE DISTANCE	UNLESS OTHERWISE NOTED
SHOP PAINT	OSC PRIMER
REVISIONS	
NO.	DESCRIPTION      DATE      APPD.

COFAB STEEL CORP.  
VALLEJO, CA

CUSTOMER	TURNER	REV	
PROJECT		DATE	
LOCATION		APPROVAL	
		OFFICE	
		SHOP	
		FIELD	
		CUSTOMER	

DRAWN BY	11	DATE	7-17-00	JOB NO.		DRAWING		REV	
CHECKED BY		DATE							
APPROVED BY		DATE							









**GENERAL NOTES**

**I. DESIGN CRITERIA**

**REFERENCES:**

PCI - "Precast & Prestressed Concrete Design Handbook" - Edition 4  
 AISC - "Manual of Steel Construction" - LRFD 2nd Edition  
 ACI - 318-89 Building Code & Commentary (Rev'd 1992)

**CODE:**

1997 UNIFORM BUILDING CODE

**II. SPECIFICATIONS**

See Sheet TS-2

**STOCKTON CA,  
 PARKING GARAGE**

**STOCKTON, CALIFORNIA**




**CLARK PACIFIC JOB NO. 1282**

**PRECAST CONCRETE  
 SHOP DRAWINGS  
 Arch. & Structural Submittal**

RESPOND TO E.H.R.A. REVIEW COMMENTS  
 FOR SUBMITAL #03450-05

ALL PANEL EDGES TO RECEIVE SANDBLAST  
 TEXTURE AND SEALER EXCEPT WHERE  
 CONCEALED BY WINDOWS OR SEALANT.

ALL EMBEDS CAST INTO GARAGE CONCRETE  
 SHALL BE GALVANIZED.



**SHEET INDEX**

TS1-P	Titleshheet
TS2	Titleshheet
E111	First Floor Plan
E112	Second Floor Plan
E113	3rd - 5th Floor Plans
E114	Seventh Floor Plan
E115	Eighth Floor Plan
E205	Interior Elevation
E206	Interior Elevation
E207	Interior Elevation
AD-5	Architectural Details
AD-6	Architectural Details
AD-7	Architectural Details
AD-8	Architectural Details
AD-9	Architectural Details
AD-10	Architectural Details
D-10	Connection Details
D-10a	Connection Details
D-11	Connection Details
D-11a	Connection Details
D-12	Connection Details
D-12a	Connection Details
D-13	Connection Details
D-13a	Connection Details
D-14	Connection Details
D-15	Connection Details
D-16	Connection Details
D-17	Connection Details
MC-1	Misc. Metal C-Items

APPROVED  
 B.H. 3/28/00

03450-06

SUBMITTED  
 MAR 7 2000  
 CLARK PACIFIC

**GENERAL CONTRACTOR**  
 TURNER CONSTRUCTION COMPANY  
 1450 HARBOR BLVD., SUITE A  
 WEST SACRAMENTO, CA 95691  
 916/372-9500

**ARCHITECT**  
 ENGLISH HARPER RETA  
 580 UNIVERSITY AV., SUITE 100  
 SACRAMENTO, CA 95825-6512  
 916/568-1821

**STRUCTURAL ENGINEER**  
 BUEHLER & BUEHLER ASSOCIATES  
 7300 FOLSOM BLVD., SUITE 103  
 SACRAMENTO, CA 95826  
 916/381-8181

© CLARK PACIFIC 1999 ALL RIGHTS RESERVED <small>ALL DRAWINGS AND WRITTEN MATERIAL APPEARING HEREIN CONSTITUTE THE ORIGINAL, UNPUBLISHED WORK OF CLARK PACIFIC, PROTECTED BY COPYRIGHT. AND THE SAME MAY NOT BE REPRODUCED, USED, OR DISCLOSED WITHOUT THE WRITTEN CONSENT OF CLARK PACIFIC.</small>		ISSUED FOR CONSTRUCTION APPROVED <input checked="" type="checkbox"/>	SUBMITTED <input checked="" type="checkbox"/>	DATE: 1-24-00	PROJECT: STOCKTON CA, PARKING GARAGE	JOB NO. 1282	DRAWING NUMBER TS1-P
SCALE: NONE		GENERAL CONTRACTOR: TURNER CONSTRUCTION		DRAWN BY: JM		CHECKED BY:	
REVISIONS		TITLESHEET		CLARK PACIFIC 1980 South River Road West Sacramento CA 95691 TEL: (916) 371-0305 FAX: (916) 372-0323		15 N EL DORADO ST	

P.King gaw. 03-15-00

# STANDARD SPECIFICATIONS

CLARK PACIFIC PRECAST MATERIAL AND FABRICATION SPECIFICATIONS  
(Deviation from any aspect of these specifications first requires written permission from Clark Pacific)

- I. Fabrication Requirements:
- A. Coordinate with Clark Pacific Quality Control prior to fabrication.
  - B. All steel work shall conform with the 1997 UBC Chapter 22 and applicable portions of the AISC ASD 9th edition, AWS D11.9S and AWS D1.4-75.
  - C. All concrete work shall conform with the 1997 UBC Chapter 26 and the applicable portions of ACI 318-92, ACI 318-89 (revised 1992) and the 1990 CRSI Manual of Standard Practice.
  - D. All materials when delivered to Clark Pacific shall be accompanied by mill certificates (certificate of compliance with Clark Pacific Standards to accompany weldable fasteners).
  - E. Remove burrs from all edges of steel products prior to delivery. Round all edges of fitted connections where specifically indicated on Clark Pacific shop drawings.
  - F. Electrodes shall be chosen in accordance with AWS D11 Table 31 and must have a minimum specified tensile strength of 70 ksi.
  - G. All welding procedures used must be in conformance with AWS standards.
  - H. All welding shall be performed by welders certified to AWS standards for the work considered.
  - I. Weld only those materials designated to be welded as indicated on Clark Pacific shop drawings.
  - J. No stud welding allowed. All such items must be attached using traditional arc welding techniques.
  - K. All steels to be welded shall be substantially free of surface contamination before welding.
  - L. Provide a minimum of a two (2) bar diameter space between rebar weld and start of bend.
  - M. Preheat materials to be welded in accordance with AWS D11 Table 32.
  - N. Cold Bending Requirements - Minimum Diameter of Pin About Which Material is to be Bent:
    - 1. Bars and Plates (per II.B.2 below)
      - a. up to 1/2" thick . . . . . 3 times the thickness of the material
      - b. 1/2" up to 1" thick . . . . . 4 times the thickness of the material
    - 2. Sheets and Strips (per II.B.5 below) . . . . . 3 times the thickness of the material
    - 3. Rebar (no hot bending of rebar allowed):
      - a. No. 3 thru No. 5 stirrups and ties . . . . . 4 bar diameters
      - b. No. 3 thru No. 8 other than no. 3 thru 5 stirrups and ties . . . . . 6 bar diameters
      - c. No. 9 thru No. 11 . . . . . 8 bar diameters
      - d. No. 14 and No. 18 . . . . . 10 bar diameters
  - O. Measures must be taken to ensure that all fabricated elements delivered to Clark Pacific are reasonably distortion free. Any fabricated items exhibiting excessive distortion will be rejected.

II. Materials:

- A. Concrete:
- 1. Concrete Compressive Strength @ 28 days (f<sub>c</sub>)
    - a. Strength Used for Calculation Purposes . . . . . 4,000 psi
    - b. Approved Mix Design Strength . . . . . 5,000 psi
  - 2. Design Weight of Precast Elements @ Service (w<sub>c</sub>): air-dry unit weight) 150 pcf
- B. Weldable Steels. Steels in this category can be tacked or welded per AWS D11 or D1.4 without further permission from Clark Pacific:
- 1. All weldable steel products must have a phosphorus (P), sulfur (S) and lead (Pb) content below 0.05%, 0.06% and 0.05% respectively (product analysis)
  - 2. Structural Shapes, Bars & Plates (3/16" and thicker) ASTM A36
  - 3. Pipe . . . . . ASTM A53 Grade B, or ASTM A501
  - 4. Tube Steel . . . . . ASTM A500 Grade B, F<sub>y</sub> = 45 ksi
  - 5. Sheets and Strips (less than 3/16") . . . . . ASTM A570 Grade 36
  - 6. Reinforcing Steel . . . . . ASTM A706 Grade 60
  - 7. Standard Machine Bolts . . . . . ASTM A108 - SAE 1016 to 1026 or A36 material used to manufacture bolts meeting ASTM A307 Grade A requirements
  - 8. Standard Studs/Threaded Round Stock (UNC) . . . . . ASTM A307 Grade C, ASTM A572 Grade 50
  - 9. Nuts for Standard Machine Bolts and Threaded Studs . . . . . ASTM A108 - SAE 1016 to 1026 or A36 material used to manufacture nuts meeting ASTM A563 Grade A requirements
  - 10. Nuts for High-Strength Machine Bolts and Threaded Studs . . . . . ASTM A108 - SAE 1016 to 1026 or A36 material used to manufacture heavy hex nuts meeting ASTM A563 Grade A requirements
  - 11. Coil Rods and Bolts . . . . . ASTM A108 - SAE 1016 to 1026, F<sub>u</sub>/F<sub>y</sub> = 70/55 ksi minimum; high strength coil rods/bolts must not be substituted.
  - 12. Coil Nuts . . . . . ASTM A108 - SAE 1016 to 1026 meeting a minimum proof load stress of 80 ksi, based on the tensile stress area of the matching coil rods and bolts specified in II.B.11 above.
  - 13. Ferrules for Standard and High-Strength Machine Bolts and Threaded Studs (UNC) . . . . . ASTM A108 - SAE 1016 to 1026 meeting a minimum proof load stress of 100 ksi (based on the tensile stress area of the matching bolt/stud) for a length of thread engagement equal to the bolt's nominal diameter. For a given nominal diameter of bolt, the minimum length of engagement, maximum overall length and the overall diameter of the Ferrule shall be as follows: (minimum engagement/maximum overall length/outside overall diameter):
    - a. 1/2" diameter . . . . . 1 5/8" / 2 5/8" / 0.875"
    - b. 3/4" diameter . . . . . 1 7/8" / 2 5/8" / 1.25"
    - c. 1" diameter . . . . . 2" / 2 7/8" / 1.625"
    - d. 1 1/4" diameter . . . . . 2 25/32" / 3 1/2"
- C. Non-Weldable Steels. Steels in this category can be tacked or welded per AWS D11 or D1.4 only with item specific written permission from Clark Pacific and only on a per job basis. However, items with an \* following the specification can be tacked or welded as shown on Clark Pacific shop drawings for non-structural assembly purposes without requiring further authorization from Clark Pacific:
- 1. Reinforcing Steel . . . . . ASTM A615 Grade 60
  - 2. Standard Machine Bolts ASTM A307 Grade A, or SAE J429 Grade 2\*
  - 3. High-Strength Machine Bolts . . . . . ASTM A325 Type 1, ASTM A449 Type 1, or SAE J429 Grade 5\*
  - 4. Nuts for Standard Machine Bolts and Threaded Studs ASTM A563 Grade A Hex Nuts\*
  - 5. Nuts for High-Strength Machine Bolts and Threaded Studs . . . . . ASTM A563 Grade A Heavy Hex Nuts\*
  - 6. Coil Nuts . . . . . Nuts meeting a minimum proof load stress of 80 ksi, based on the tensile stress area of the matching coil rods and bolts specified in II.B.11 above\*
  - 7. Coil Inserts/Manufactured with minimum 0.375" anchor wires UNO.
  - 8. Ferrules for Standard Machine Bolts and Threaded Studs (UNC) . . . . . Dayton Superior F-43 Plain Ferrules
  - 9. Unhardened Steel Plain Washers . . . . . ASTM F844\*
  - 10. Hardened Steel Plain Washers . . . . . ASTM F436
  - 11. Welded Wire Fabric . . . . . ASTM A185

III. Protective Coatings:

- A. Weld Through Steel Service Coatings (removal prior to welding not required):
1. Electrodeposited Zinc Coatings . . . . . ASTM B633
  2. Zinc-Rich Paints:
    - a. Option #1: Southern Coatings' Chemtec 800. 2.0 to 4.0 wet mils maximum. Apply only in shop. Prepare all metal to SSPC-SP 6 specifications. Use means other than solvents to clean steel surfaces of grease and oils prior to blasting. Use only clear tap water to thin not more than 10% by volume.
    - b. Option #2: Continental Coatings Co., Inc. 4036X-1 Organic Zinc Dust Primer. 3.0 to 5.0 wet mils maximum. Apply only in shop. Prepare all metal to SSPC-SP 6 specifications. Reduce no more than 35% using Continental Coatings 1000C-44.
- B. Non-Weld Through Steel Service Coatings (removal prior to welding required):
1. Hot-Dipped Galvanizing For Shapes, Bars & Plates ASTM A123, or ASTM A153
  2. Zinc-Rich Paints . . . . . SSPC-Paint 20 applied to manufacturer's specifications. Apply only in shop.
  3. Hot-Dipped Galvanizing for Reinforcing . . . . . ASTM A776
  4. Epoxy-Coating for Reinforcing . . . . . ASTM A775
  5. Electrodeposited Cadmium for Fasteners . . . . . ASTM B776
- C. Weld Through Steel Primer Coatings (removal prior to welding not required):
1. Red Iron Oxide Paints SSPC-Paint 11 single (1) shop coat (2 wet mils maximum)
  2. Zinc-Rich Paints SSPC-Paint 20 single (1) shop coat (2 wet mils maximum)

IV. Tests Performed by Clark Pacific Prior to Acceptance of Material:


- A. Coil and Ferrule Inserts Tested per Clark Pacific . . . . . Inserts shall be subject to tests by Clark Pacific to confirm product conformance with manufacturer's stated design values prior to acceptance.

V. Erection Requirements:

- A. Coordinate with Clark Pacific Quality Control prior to erection.
- B. All steel work shall conform with the 1997 UBC Chapter 27 and applicable portions of the AISC ASD 9th edition, AWS D11.9S and AWS D1.4-75.
- C. All concrete work shall conform with the 1997 UBC Chapter 26 and the applicable portions of the ACI 318-92, ACI 318-89 (revised 1992) and the 1990 CRSI Manual of Standard Practice.
- D. For fitted connections, ensure all edges have been rounded where specifically indicated on Clark Pacific shop drawings.
- E. Field Welding Electrodes:
1. Shielded Metal Arc Welding:
    - a. Uncoated Steels 1/8" or thicker . . . . . AWS A51 E7018 Lincoln Jetweld LH-70. 1/8" or 5/32" diameter, in hermetically sealed containers
    - b. Coated and Uncoated Steels 1/8" Gauge thru 1/8" . . . . . AWS A51 E6011 Lincoln Fluxated 3S. 3/32" diameter
  2. Flux-Cored Arc Welding:
    - a. Uncoated Steels 3/16" or thicker . . . . . AWS A520 E71T-8 Lincoln NR-232. 0.088" or 0.072" diameter
    - b. Coated and Uncoated Steels 1/8" thru 1-1/2" Thick . . . . . AWS A520 E71T-7 Lincoln NR-232. 0.088" diameter
- F. All welding procedures used must be in conformance with AWS standards.
- G. All welding shall be performed by welders certified to AWS standards for the work considered.
- H. Weld only those materials designated to be welded as indicated on Clark Pacific shop drawings.
- I. No field welding of reinforcing steel.
- J. For coated steels, ensure coating has been removed from all weld paths where Clark Pacific shop drawings explicitly require such removal prior to welding.
- K. Weld paths must be substantially free of surface contamination, including rust and mill scale, before welding is commenced.
- L. Preheat material to be welded in accordance with AWS D11, Table 32.
- M. Touch-up all zinc service coatings removed for and/or by welding after welds have passed inspection using one of the following:
1. Aerosol Bright Galvanized Zinc-Rich Paint/Rust-Oleum 2117
  2. Aerosol Cold-Galvanizing Zinc-Rich Paint/Rust-Oleum 2185 or ZRC MH7035
  3. Zinc-Rich Paint/Federal Specifications DD0-P-21035A and MIL-P-26915
- N. No field bending of rebar greater than #5.
- O. Provide a minimum of two (2) bar diameter space or 2", whichever is greater, between rebar weld and start of bend.
- P. Rebar shall not be rebar more than two (2) times at any given bend location.
- Q. No hot bending of rebar.
- R. Leveling bolts are part of permanent connection; leave in place UNO.
- S. All bolts and nuts to be "lug-tight" unless noted otherwise on the Clark Pacific shop drawings.
- T. After final alignment, bond all threaded fasteners inaccessible to the public with 100% RTV Silicon Rubber Adhesive Sealant from HI-TEC Industries such that it will prevent the nuts/bolts from "backing off". Similarly, tack weld all threaded fasteners accessible to the public. Important: do not tack weld "high-strength" fasteners. Refer to Clark Pacific Procedure for proper application of the Silicon Adhesive.
- U. Chemical and Wedge Anchors: Insure that all project special inspection requirements are followed during installation of any chemical or wedge anchors. Request direction from the Clark Pacific field engineer when uncertain regarding inspection requirements:
1. HiTi Kwik Bolt-II: Install anchors per Clark Pacific procedure "HiTi Kwik Bolt II Installation Procedure" dated February 29, 1995 or later.
  2. HiTi HVA Adhesive Anchors: Install material per Clark Pacific procedure "HiTi HVA Installation Procedure" dated November 21, 1996 or later.
  3. HiTi HIT HY-150 Injection System: Install material per Clark Pacific procedure "HiTi HIT HY-150 Installation Procedure" dated November 21, 1996 or later.
- V. Non-Shrink Grout: Use Richmond Multi-Purpose Grout. Refer to Clark Pacific Procedure for proper installation techniques.

# STOCKTON CA, PARKING GARAGE

## STOCKTON, CALIFORNIA

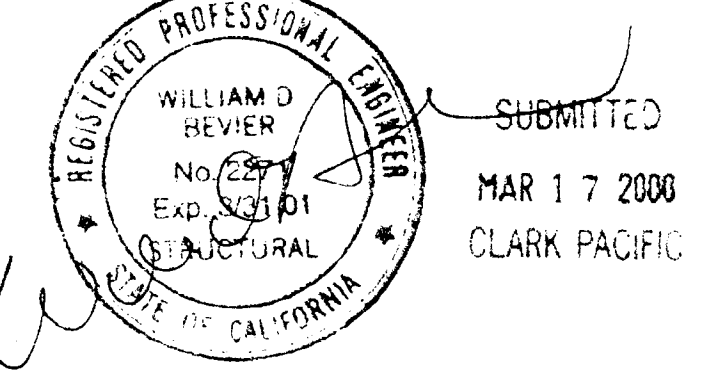


# CLARK PACIFIC JOB NO. 1282

### ABBREVIATIONS AND SYMBOLS

Bot.	Bottom	O.C.	On Center
B.O.P.	Bottom of Panel	Ong.	Opening
C.I.P.	Cast in Place	O.H.	Opposite Hand
C.	Centerline	Pt.	Point
CLR	Clear	Ref.	Reference
Cond.	Condition	R.O.	Rough Opening
Conn.	Connection	Sim.	Similar
Desc.	Description	Struct.	Structural
Det.	Detail	S.E.O.R.	Structural Engineer of Record
Dim./Dims.	Dimension/Dimensions	T.O.	Top of
Dvgs.	Drawings	T.O.C.	Top of Concrete/Top of Curb
EBF	Eccentrically Braced Frame	T.O.P.	Top of Panel
E.O.P.	Edge of Panel	T.O.S.	Top of Steel
E.O.S.	Edge of Slab	TS	Tube Steel
EL.	Elevation	Typ.	Typical
F.O.P.	Face of Panel	UNO	Unless Noted Otherwise
Ga.	Gauge		
GC	General Contractor		
Jt.	Joint	XXX	Panel Name
L	Length		
Loc.	Location	W	Bearing Connection Symbol
Max.	Maximum	W	Detail Reference Number
Min.	Minimum		
NTS	Not to Scale		
No.	Number		
		⊕	Push/Pull Connection Symbol
		⊕	Detail Reference Number
		⊕	Lateral Connection Symbol
		⊕	Detail Reference Number
		⊕	"S" Denotes Welded Safety Location. See Appropriate Detail.

English Header Data  
By: B.H. Date: 3/25/99

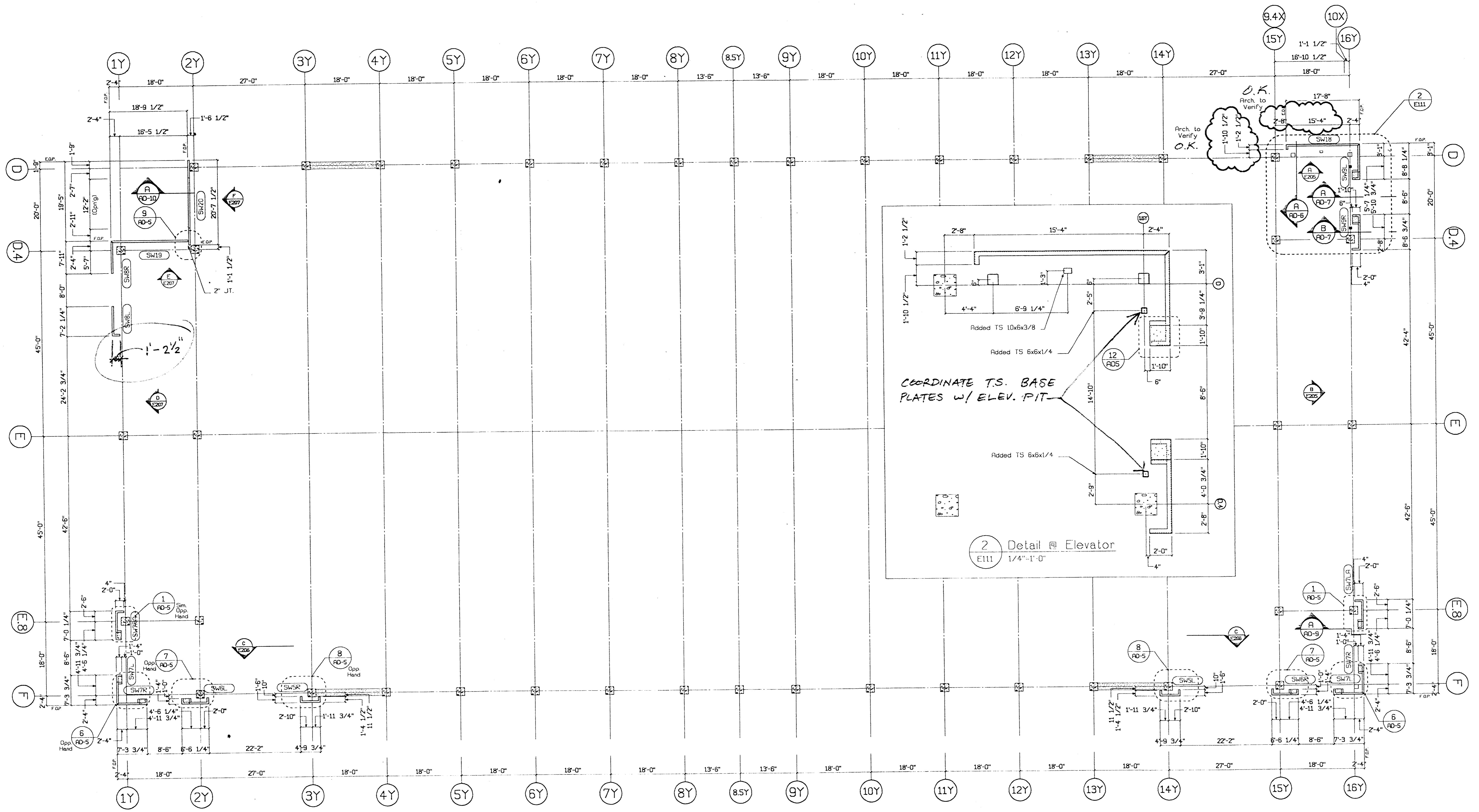


© CLARK PACIFIC 1999  
ALL RIGHTS RESERVED

ALL DRAWINGS AND WRITTEN MATERIAL APPEARING HEREIN CONSTITUTE THE ORIGINAL, UNPUBLISHED WORK OF CLARK PACIFIC, PROTECTED BY COPYRIGHT, AND THE SAME MAY NOT BE REPRODUCED, USED, OR DISCLOSED WITHOUT THE WRITTEN CONSENT OF CLARK PACIFIC.

ISSUED FOR CONSTRUCTION APPROVED	SUBMITTED	DATE	REV.	DESCRIPTION	DATE	BY	CHK.
	JM	3/17/00					
REVISIONS							

<b>CLARK PACIFIC</b> 1980 South River Road West Sacramento CA 95691		TEL: (916) 371-0305 FAX: (916) 372-0323
SCALE: NONE	GENERAL CONTRACTOR TURNER CONSTR.	DRAWN BY: JM CHECKED BY:
DATE: 1-24-00	PROJECT: STOCKTON CA, PARKING GARAGE	JOB NO. P1282
		DRAWING NUMBER TS2



1 Parking Struc. - 1st Flr. Plan  
E111 3/32"=1'-0"

REVISIONS  
 B.H. 3/28/00

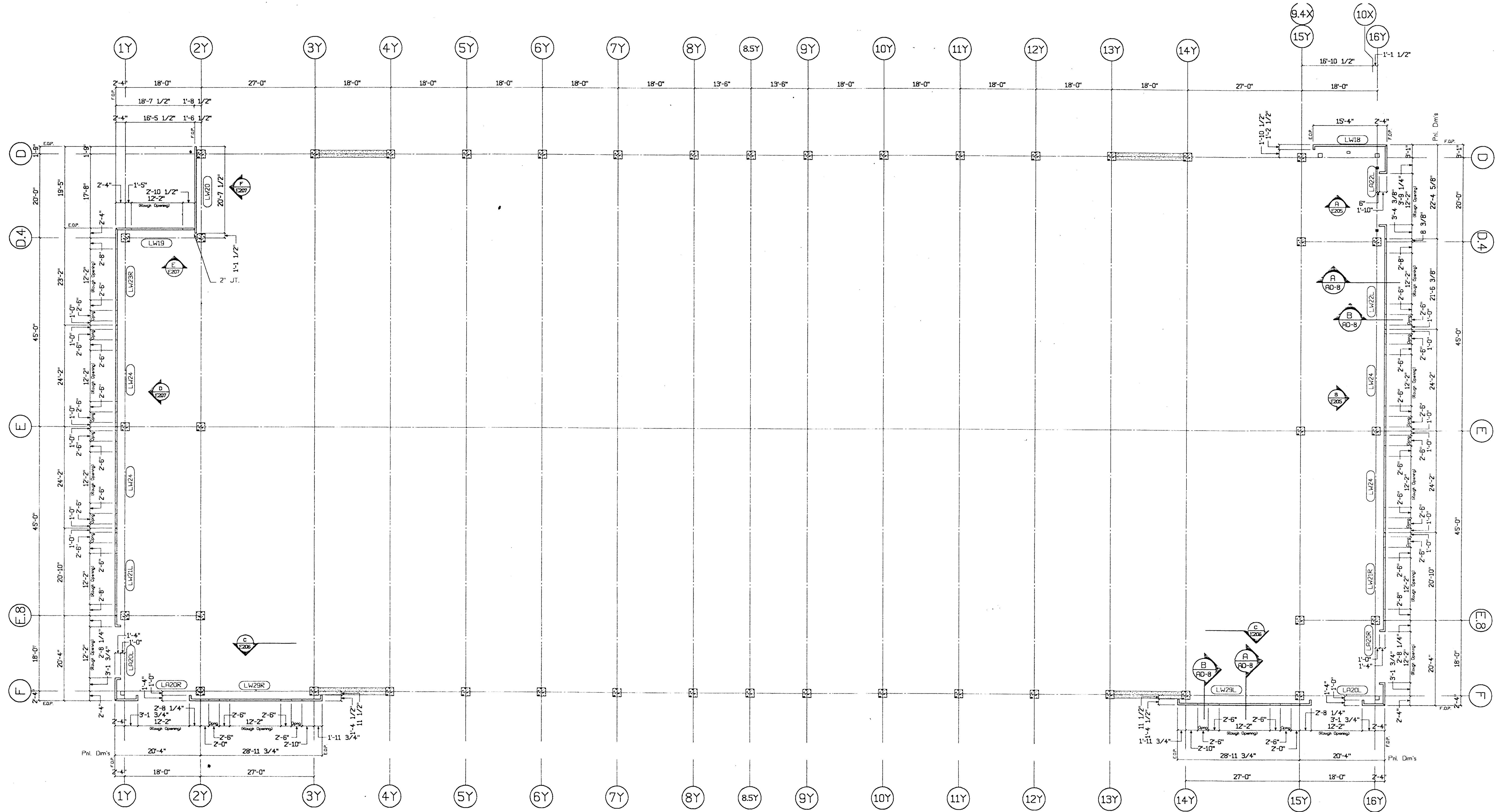
SUBMITTED  
 MAR 17 2008  
 CLARK PACIFIC

© CLARK PACIFIC 1999  
 ALL RIGHTS RESERVED

CLARK PACIFIC  
 1980 South River Road  
 West Sacramento CA 95691  
 TEL: (916) 371-0305  
 FAX: (916) 372-0323


SCALE: As Noted  
 DATE: 9/24/99  
 PROJECT: Stockton CA, Parking Garage  
 GENERAL CONTRACTOR: Turner Constr.  
 DRAWN BY: JM  
 CHECKED BY:  
 JOB NO. 1282  
 DRAWING NUMBER E111

ITEM	BY	DATE	DESCRIPTION	DATE	BY	CHK.
REVISIONS						



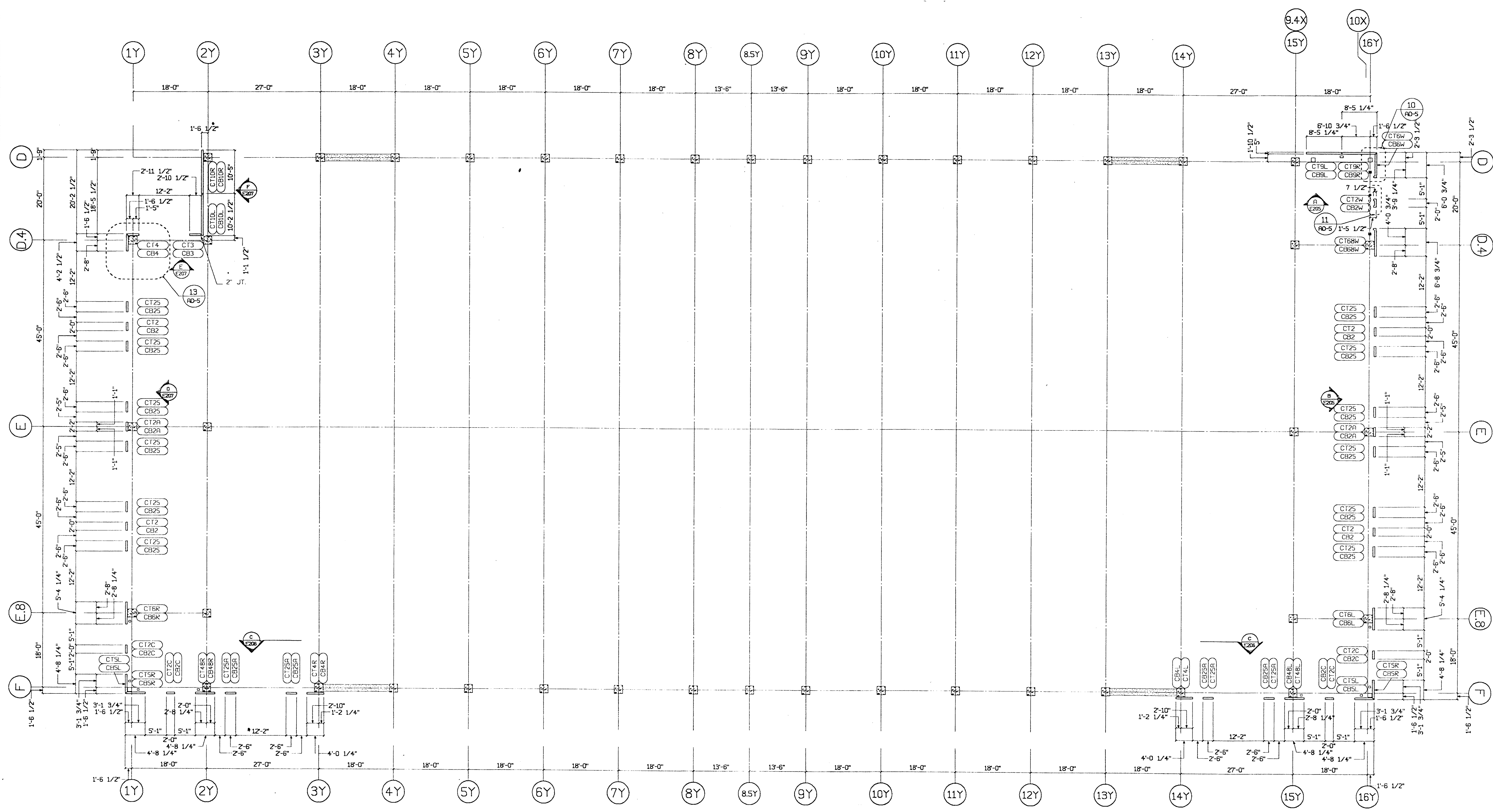
1 Parking Struct. - 2nd Flr. Plan  
 E112 3/32"=1'-0"

APPROVED  
 DATE: 3/26/00  
 BY: B.H.




SUBMITTED  
 MAR 17 2000  
 CLARK PACIFIC

© CLARK PACIFIC 1999 ALL RIGHTS RESERVED		ISSUED FOR CONSTRUCTION				CLARK PACIFIC 1980 South River Road West Sacramento CA 95691 TEL: (916) 371-0305 FAX: (916) 372-0323	
APPROVED		DATE: 3/24/99		GENERAL CONTRACTOR Turner Constr.		DRAWN BY: JM CHECKED BY:	
SUBMITTED JM 3/17/00		REVISIONS		PROJECT: Stockton CA, Parking Garage		JOB NO. 1282	
ITEM BY DATE		REV. DESCRIPTION DATE BY CHK.		Parking - 2nd Flr. Plan		DRAWING NUMBER E112	



1 Parking Struct. - 3rd-6th Flrs.  
 E113 3/32/01

BH. 3/28/00



SUBMITTED  
 MAR 17 2000  
 CLARK PACIFIC

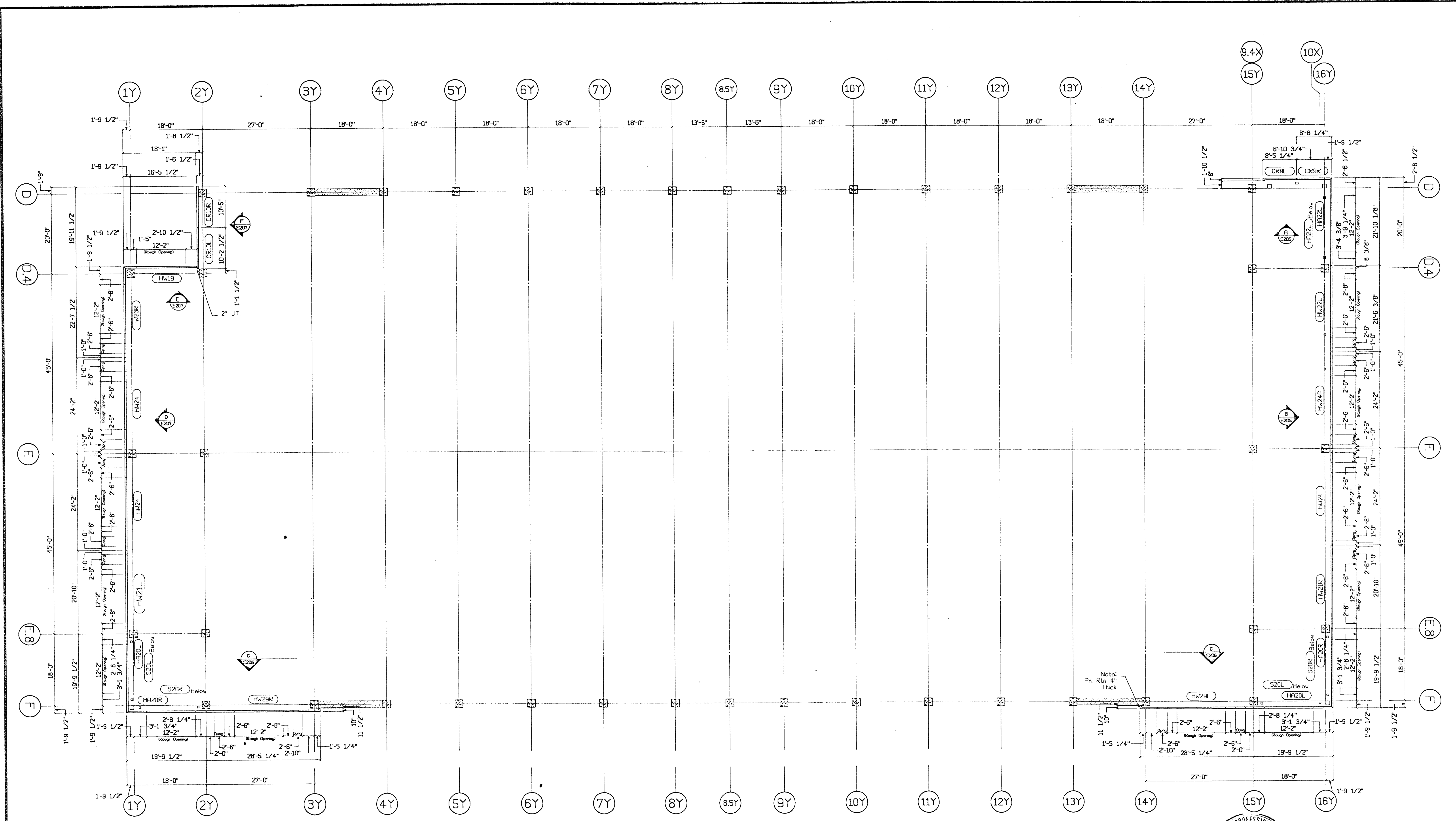
© CLARK PACIFIC 1999  
 ALL RIGHTS RESERVED

ALL DRAWINGS AND WRITTEN MATERIAL APPEARING  
 HEREIN CONSTITUTE THE ORIGINAL, UNPUBLISHED  
 WORK OF CLARK PACIFIC. PROTECTED BY COPY-  
 RIGHT, AND THE SAME MAY NOT BE REPRODUCED,  
 USED, OR DISCLOSED WITHOUT THE WRITTEN  
 CONSENT OF CLARK PACIFIC.

ITEM	BY	DATE	REV.	DESCRIPTION	DATE	BY	CHK.


**CLARK PACIFIC**  
 1980 South River Road  
 West Sacramento, CA 95691  
 TEL: (916) 371-0305  
 FAX: (916) 372-0323

SCALE: As Noted  
 DATE: 9/24/99  
 PROJECT: Stockton CA, Parking Garage  
 DRAWN BY: JM  
 CHECKED BY: JM  
 JOB NO. 1282  
 DRAWING NUMBER E113



1 Parking Struct. - 7th Flr.  
E114 3/32"=1'-0"

Approved  
 Checked  
 Rechecked  
 Deleted  
  
 B.H. 3/28/00



SUBMITTED  
 MAR 17 2000  
 CLARK PACIFIC

© CLARK PACIFIC 1999  
ALL RIGHTS RESERVED

ALL DRAWINGS AND WRITTEN MATERIAL APPEARING  
 HEREIN CONSTITUTE THE ORIGINAL, UNPUBLISHED  
 WORK OF CLARK PACIFIC, PROTECTED BY COPY-  
 RIGHT, AND THE SAME MAY NOT BE REPRODUCED,  
 USED, OR DISCLOSED WITHOUT THE WRITTEN  
 CONSENT OF CLARK PACIFIC.

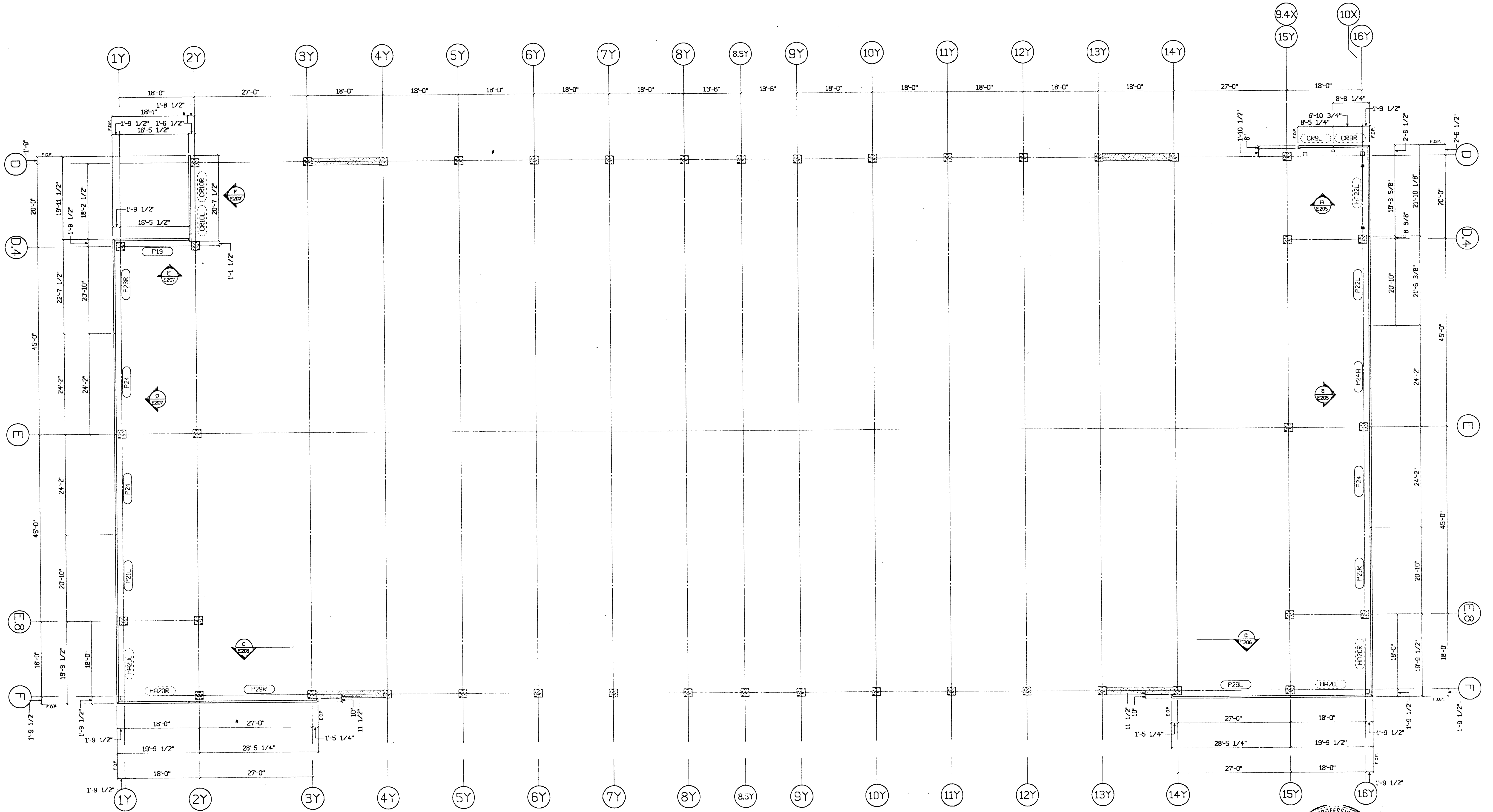
ISSUED FOR CONSTRUCTION	APPROVED								
SUBMITTED	JM	3/17/00							
ITEM	BY	DATE	REV.	DESCRIPTION	DATE	BY	CHK.	REVISIONS	

SCALE: As Noted  
 DATE: 3/24/99  
 PROJECT: Stockton CA, Parking Garage  
 Parking - 7th Flr. Plan

GENERAL CONTRACTOR  
 Turner Constr.  
 DRAWN BY: JM  
 CHECKED BY:  
 JOB NO. 1282  
 DRAWING NUMBER E114


1800 South River Road  
 West Sacramento CA 95691  
 TEL: (916) 371-0305  
 FAX: (916) 372-0323





1 Parking Struct. - 8th Flr.  
E115 3/32"=1'-0"

B.H. 3/28/00



SUBMITTED  
MAR 17 2000  
CLARK PACIFIC

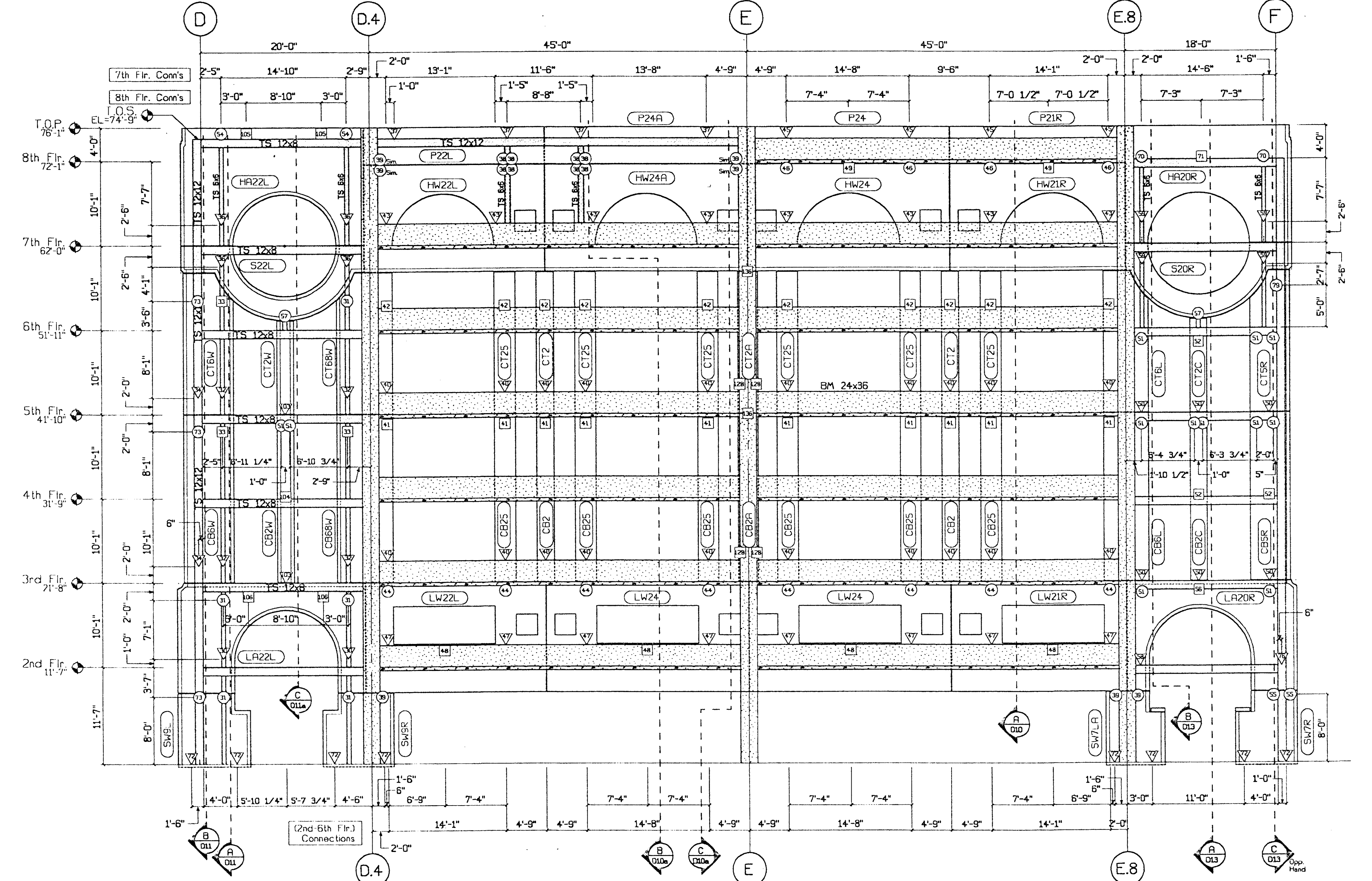
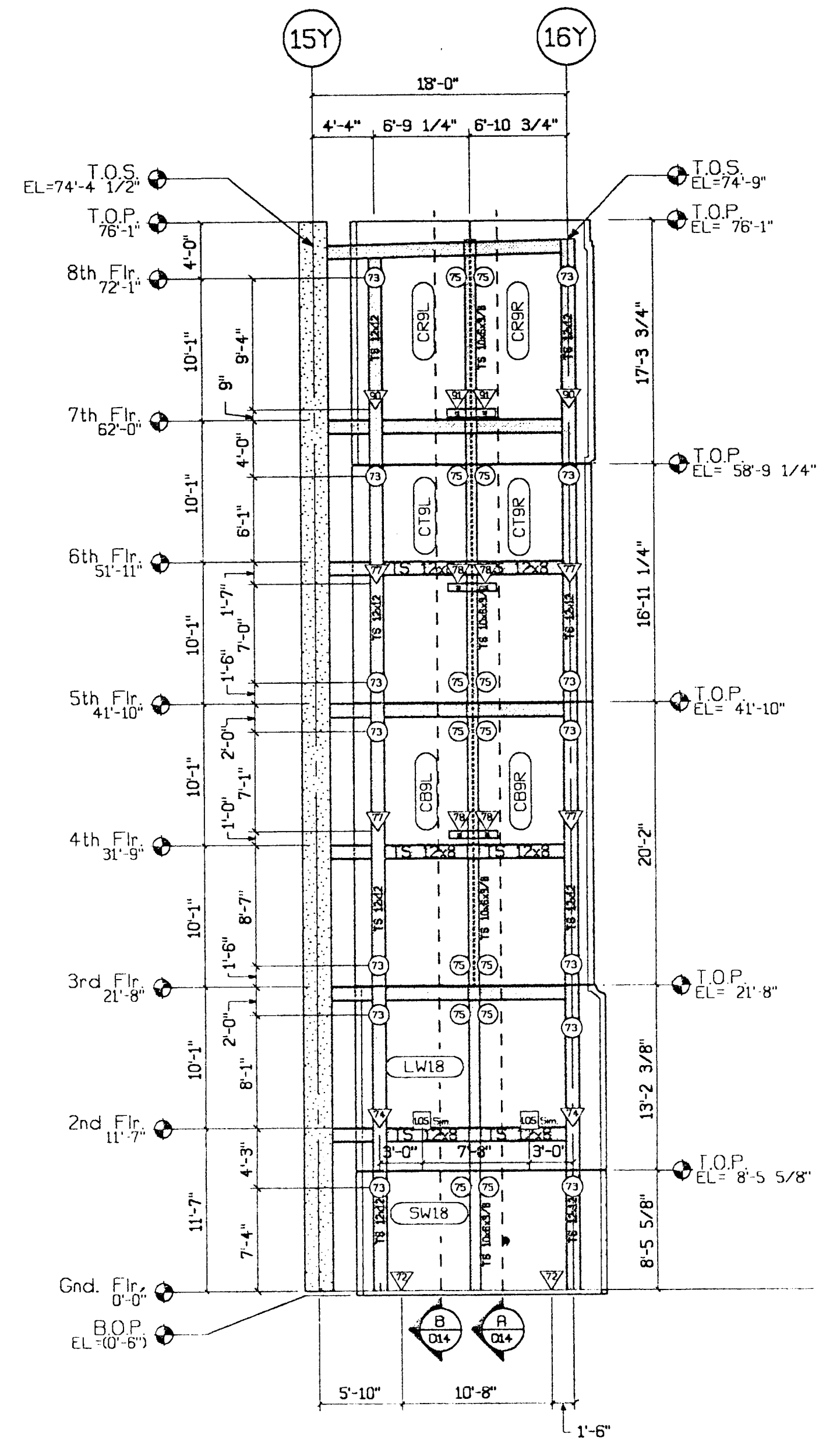
© CLARK PACIFIC 1999  
ALL RIGHTS RESERVED

ALL DRAWINGS AND WRITTEN MATERIAL APPEARING HEREIN CONSTITUTE THE ORIGINAL UNPUBLISHED WORK OF CLARK PACIFIC. PROTECTED BY COPYRIGHT AND THE SAME MAY NOT BE REPRODUCED, USED, OR DISCLOSED WITHOUT THE WRITTEN CONSENT OF CLARK PACIFIC.

ISSUED FOR CONSTRUCTION	APPROVED				
SUBMITTED	JM	3/17/00			
ITEM	BY	DATE	REV.	DESCRIPTION	DATE BY CHK.
REVISIONS					

CLARK PACIFIC  
1980 South River Road  
West Sacramento CA 95691  
TEL: (916) 371-0305  
FAX: (916) 372-0329

SCALE: As Noted  
DATE: 3/24/99  
PROJECT: Stockton CA, Parking Garage  
GENERAL CONTRACTOR: Turner Constr.  
DRAWN BY: JM  
CHECKED BY: JM  
JOB NO.: 1282  
DRAWING NUMBER: E115  
Parking - 8th Flr. Plan

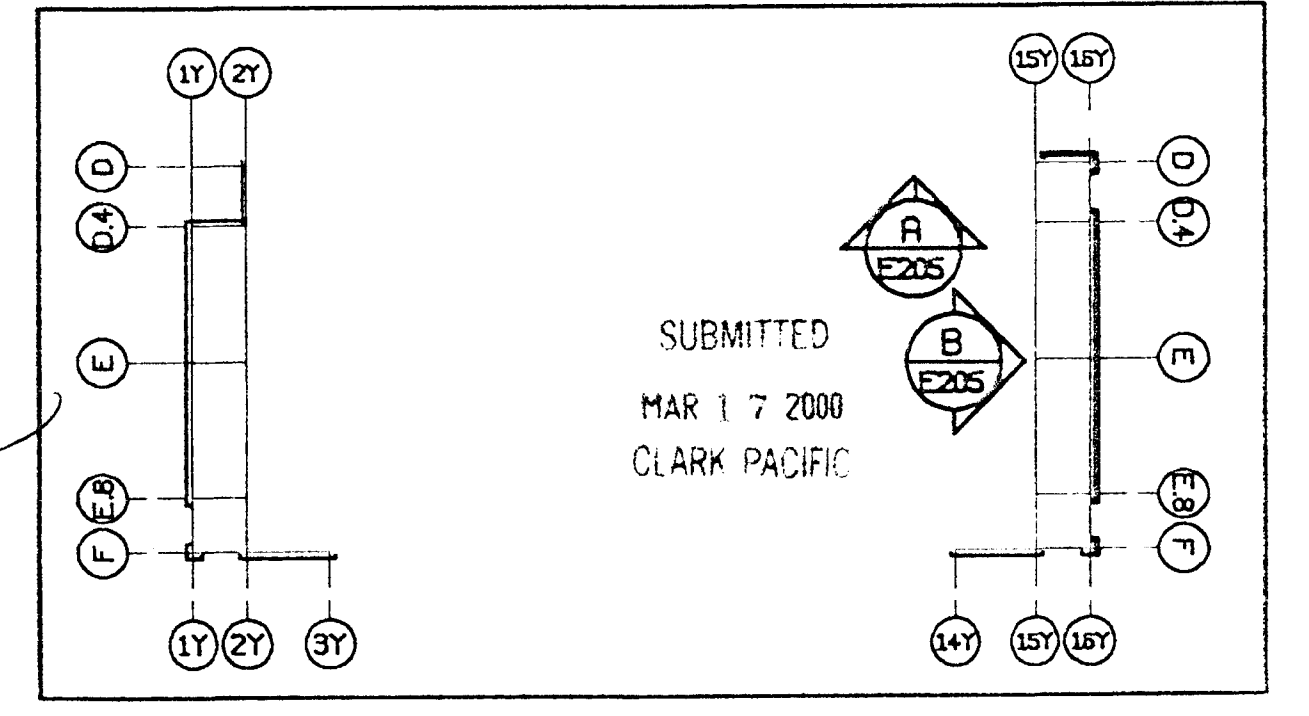



SHOW LOCATIONS OF ALL FERRULE LOOP INSERTS, FOR ARCHITECTURAL METAL, TYP.

(A) Parking Struct. - NE Int. Elev.  
E205 1/8"=1'-0"

(B) Parking Structure - East Int. Elevation  
E205 1/8"=1'-0"

B.H. 3/26/00



SUBMITTED  
MAR 17 2000  
CLARK PACIFIC

Connection Legend																																			
▽	1/D11	-	47	2/D10	9/D10	▽	1/D13	55	1/D13a	70	12/D13	75	12/D14	95	3/D12	100	4/D12	105	3/D11a	110	3/D17	115	1/D16	-	8/D16	130	1/D12a	▽	5/D15						
⊙	2/D11	▽	9/D11	41	3/D10	46	9/D10	51	3/D13	58	1/D13	71	6/D13	77	2/D13a	91	9/D14	97	4/D12	101	9/D12a	106	1/D11a	112	1/D15	116	1/D16	121	5/D16	126	9/D16	131	2/D12a	136	3/D10a
▽	3/D11	▽	2/D10a	42	4/D10	47	1/D10	52	2/D13	57	4/D13	72	1/D14	77	3/D14	92	1/D12	97	8/D12	-	1/D17	112	2/D15	117	2/D16	-	-	2/D12a	-	-	-	-	-	-	
▽	4/D11	⊙	2/D10a	43	8/D10	48	1/D10a	-	▽	7/D13	72	11/D14	78	10/D14	83	2/D12	98	7/D12	103	1/D11a	-	113	4/D15	118	4/D16	-	114	5/D10a	119	7/D12a	-	-	-	-	
▽	12/D11	⊙	3/D10a	44	2/D10	49	13/D10a	54	14/D11	59	8/D13	74	2/D14	79	3/D13a	84	2/D12	89	8/D12	104	2/D11a	109	2/D17	114	3/D15	119	3/D16	-	120	3/D12a	125	7/D12a	-	-	
▽	Indicates Bng. Connection Not Defined																																		
⊙	Indicates P/P Connection Not Defined																																		
⊙	Indicates Lateral Connection Not Defined																																		

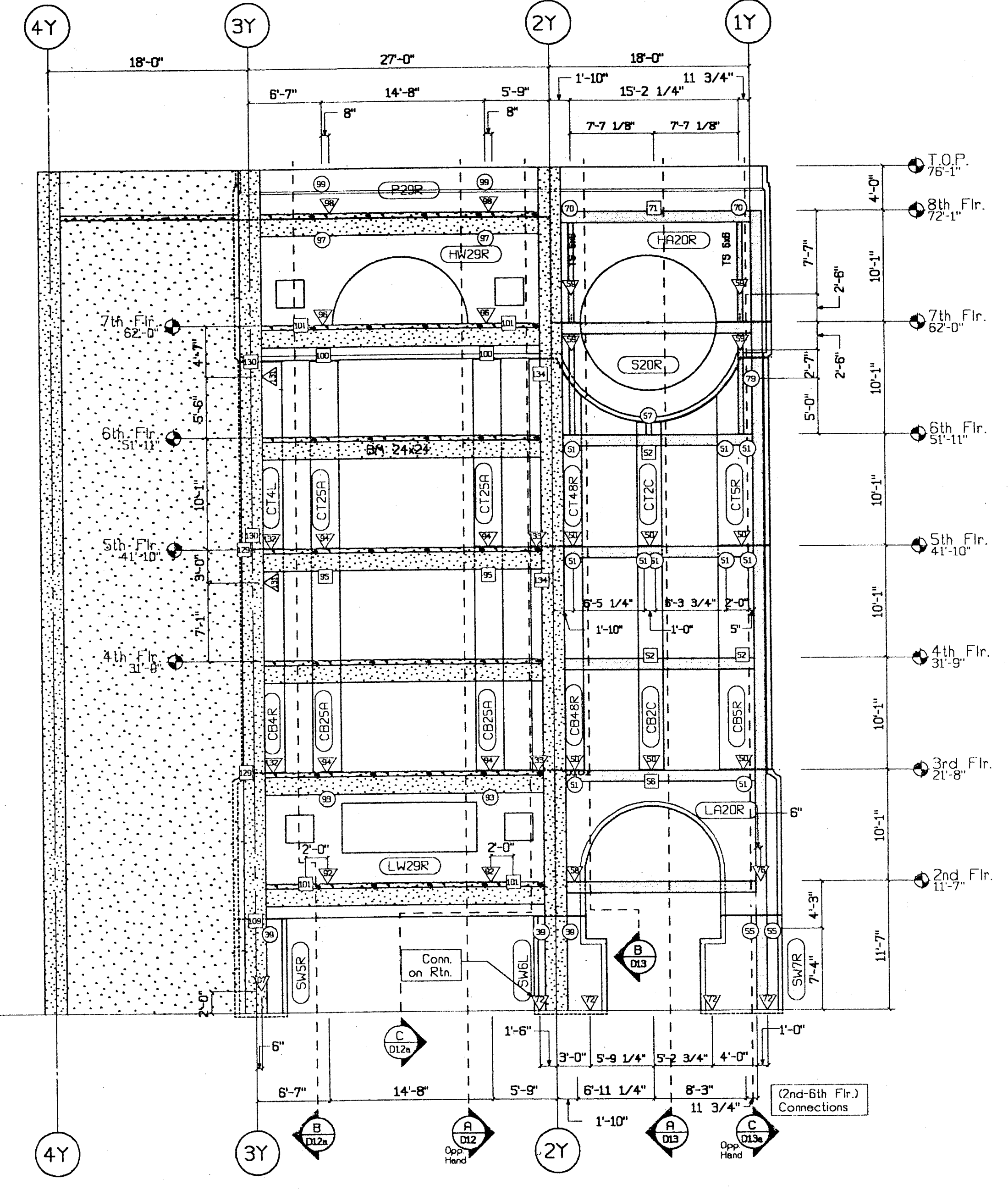
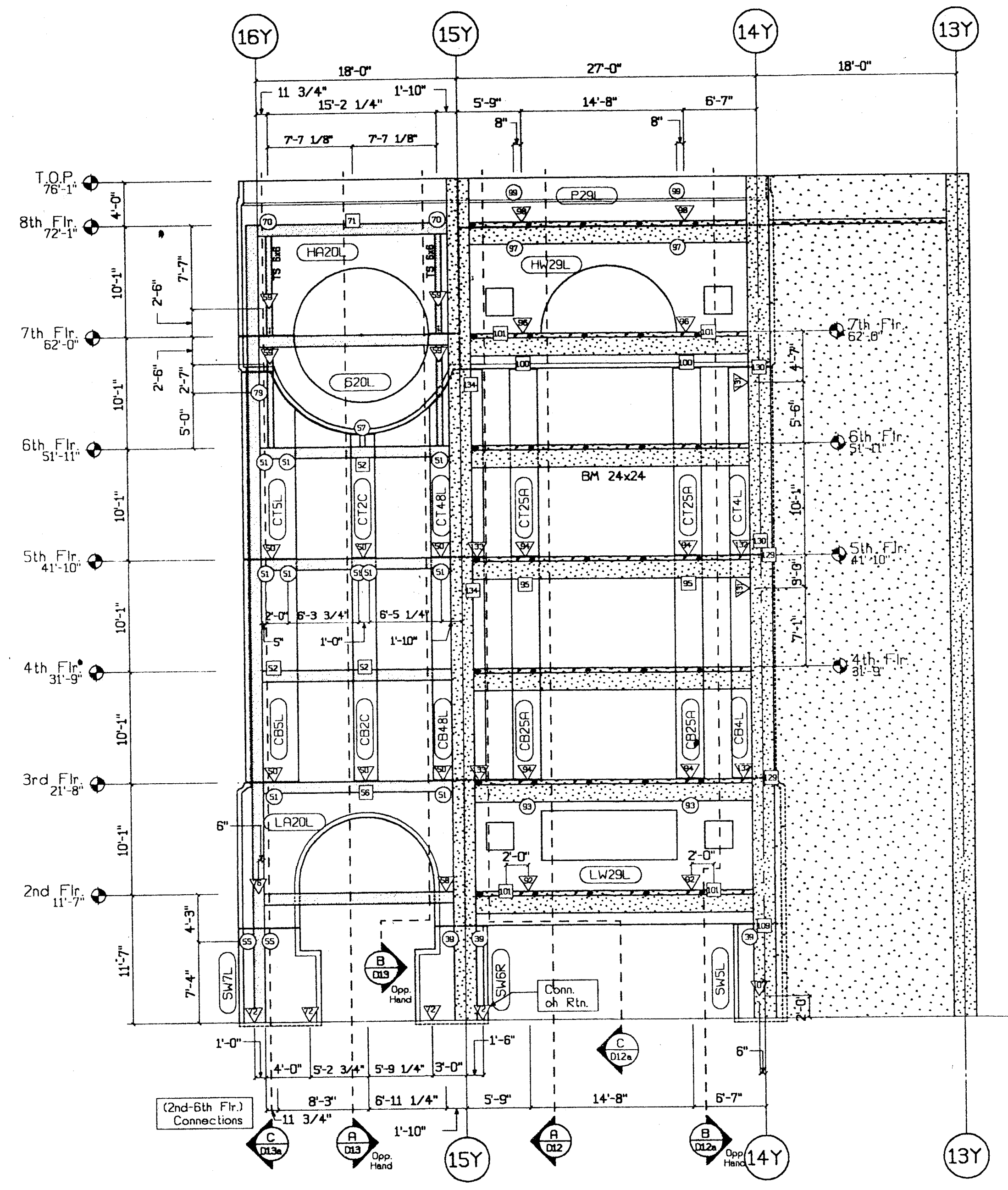
© CLARK PACIFIC 1999  
ALL RIGHTS RESERVED

ALL DRAWINGS AND WRITTEN MATERIAL, HEREIN CONSTITUTE THE ORIGINAL, UNPUBLISHED WORK OF CLARK PACIFIC, PROTECTED BY COPYRIGHT, AND THE SAME MAY NOT BE DUPLICATED, USED, OR DISCLOSED WITHOUT THE WRITTEN CONSENT OF CLARK PACIFIC.

ITEM	BY	DATE	REV.	DESCRIPTION	DATE	BY	CHK.
SUBMITTED				JM	3/17/00		
ISSUED FOR CONSTRUCTION APPROVED							
REVISIONS							

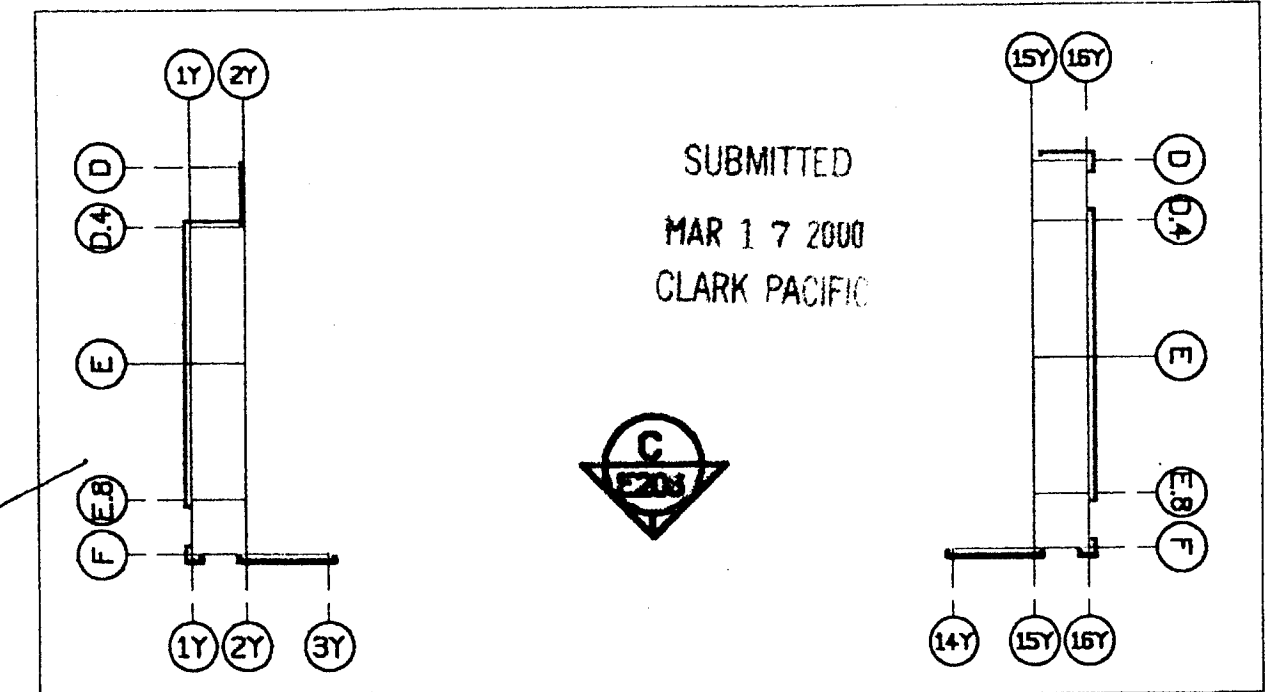

**CLARK PACIFIC**  
1980 South River Road  
West Sacramento, CA 95691  
TEL: (916) 371-0325  
FAX: (916) 372-0323

SCALE: As Noted  
DATE: 9/9/99  
PROJECT: Stockton CA, Parking Garage  
GENERAL CONTRACTOR: Turner Constr.  
DRAWN BY: JM  
CHECKED BY:  
JOB NO. 1282  
DRAWING NUMBER E205



C Parking Structure - South Int. Elevation  
E206 1/8"=1'-0"

CLARK PACIFIC  
B.H. 3/28/00



Connection Legend	
1/011	2/010
2/011	3/010
3/011	4/010
4/011	5/010
5/011	6/010
6/011	7/010
7/011	8/010
8/011	9/010
9/011	10/010
10/011	11/010
11/011	12/010
12/011	13/010
13/011	14/010
14/011	15/010
15/011	16/010
16/011	17/010
17/011	18/010
18/011	19/010
19/011	20/010
20/011	21/010
21/011	22/010
22/011	23/010
23/011	24/010
24/011	25/010
25/011	26/010
26/011	27/010
27/011	28/010
28/011	29/010
29/011	30/010
30/011	31/010
31/011	32/010
32/011	33/010
33/011	34/010
34/011	35/010
35/011	36/010
36/011	37/010
37/011	38/010
38/011	39/010
39/011	40/010
40/011	41/010
41/011	42/010
42/011	43/010
43/011	44/010
44/011	45/010
45/011	46/010
46/011	47/010
47/011	48/010
48/011	49/010
49/011	50/010
50/011	51/010
51/011	52/010
52/011	53/010
53/011	54/010
54/011	55/010
55/011	56/010
56/011	57/010
57/011	58/010
58/011	59/010
59/011	60/010
60/011	61/010
61/011	62/010
62/011	63/010
63/011	64/010
64/011	65/010
65/011	66/010
66/011	67/010
67/011	68/010
68/011	69/010
69/011	70/010
70/011	71/010
71/011	72/010
72/011	73/010
73/011	74/010
74/011	75/010
75/011	76/010
76/011	77/010
77/011	78/010
78/011	79/010
79/011	80/010
80/011	81/010
81/011	82/010
82/011	83/010
83/011	84/010
84/011	85/010
85/011	86/010
86/011	87/010
87/011	88/010
88/011	89/010
89/011	90/010
90/011	91/010
91/011	92/010
92/011	93/010
93/011	94/010
94/011	95/010
95/011	96/010
96/011	97/010
97/011	98/010
98/011	99/010
99/011	100/010

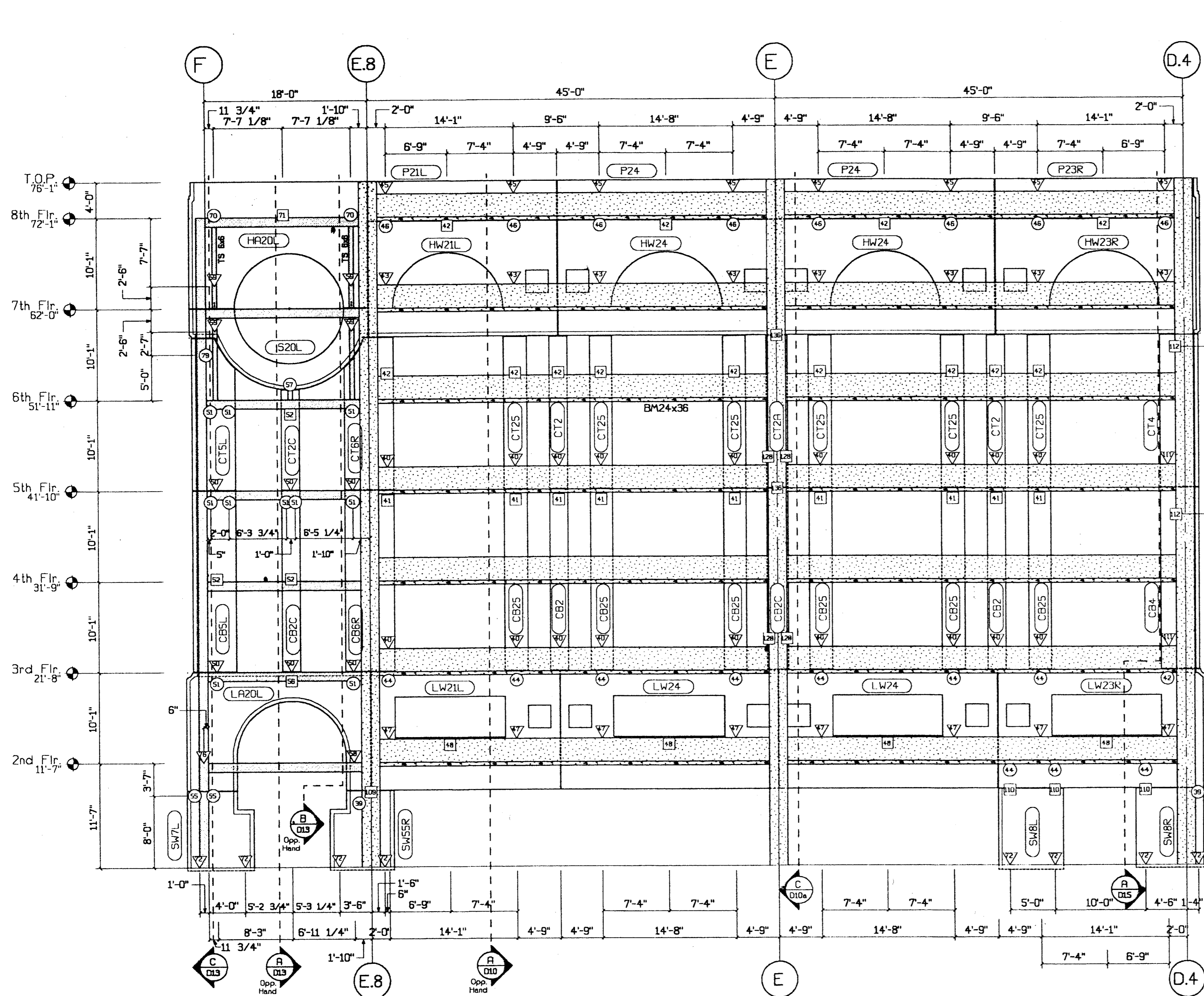
- Indicates Eng. Connection Not Defined  
 - Indicates P/P Connection Not Defined  
 - Indicates Lateral Connection Not Defined

© CLARK PACIFIC 1999  
ALL RIGHTS RESERVED  
ALL DRAWINGS AND WRITTEN MATERIAL APPEARING HEREIN CONSTITUTE THE ORIGINAL, UNPUBLISHED WORK OF CLARK PACIFIC, PROTECTED BY COPYRIGHT, AND THE SAME MAY NOT BE REPRODUCED, USED, OR DISCLOSED WITHOUT THE WRITTEN CONSENT OF CLARK PACIFIC.

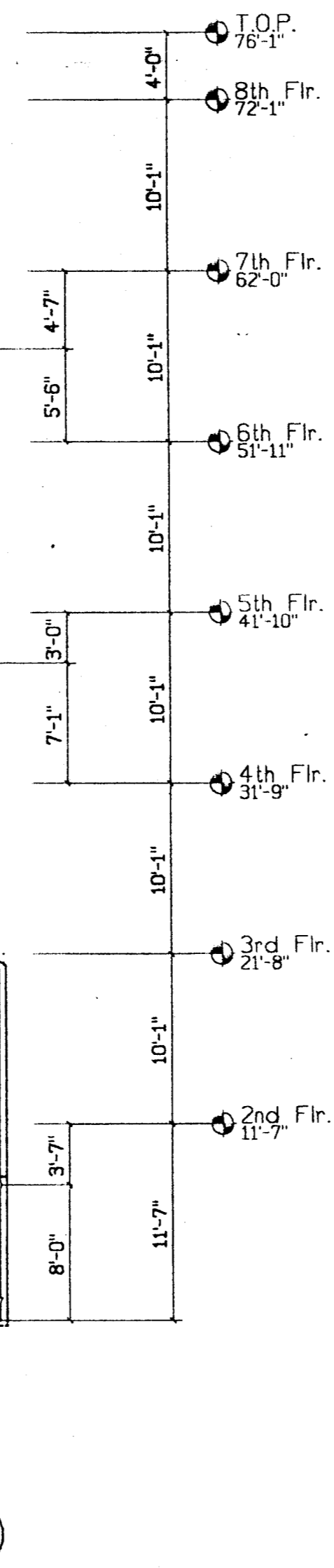
ITEM	BY	DATE	REV.	DESCRIPTION	DATE	BY	CHK.
1	JH	3/17/00					

**CLARK PACIFIC**  
 1980 South River Road  
 West Sacramento CA 95691  
 TEL: (916) 371-0305  
 FAX: (916) 372-0323

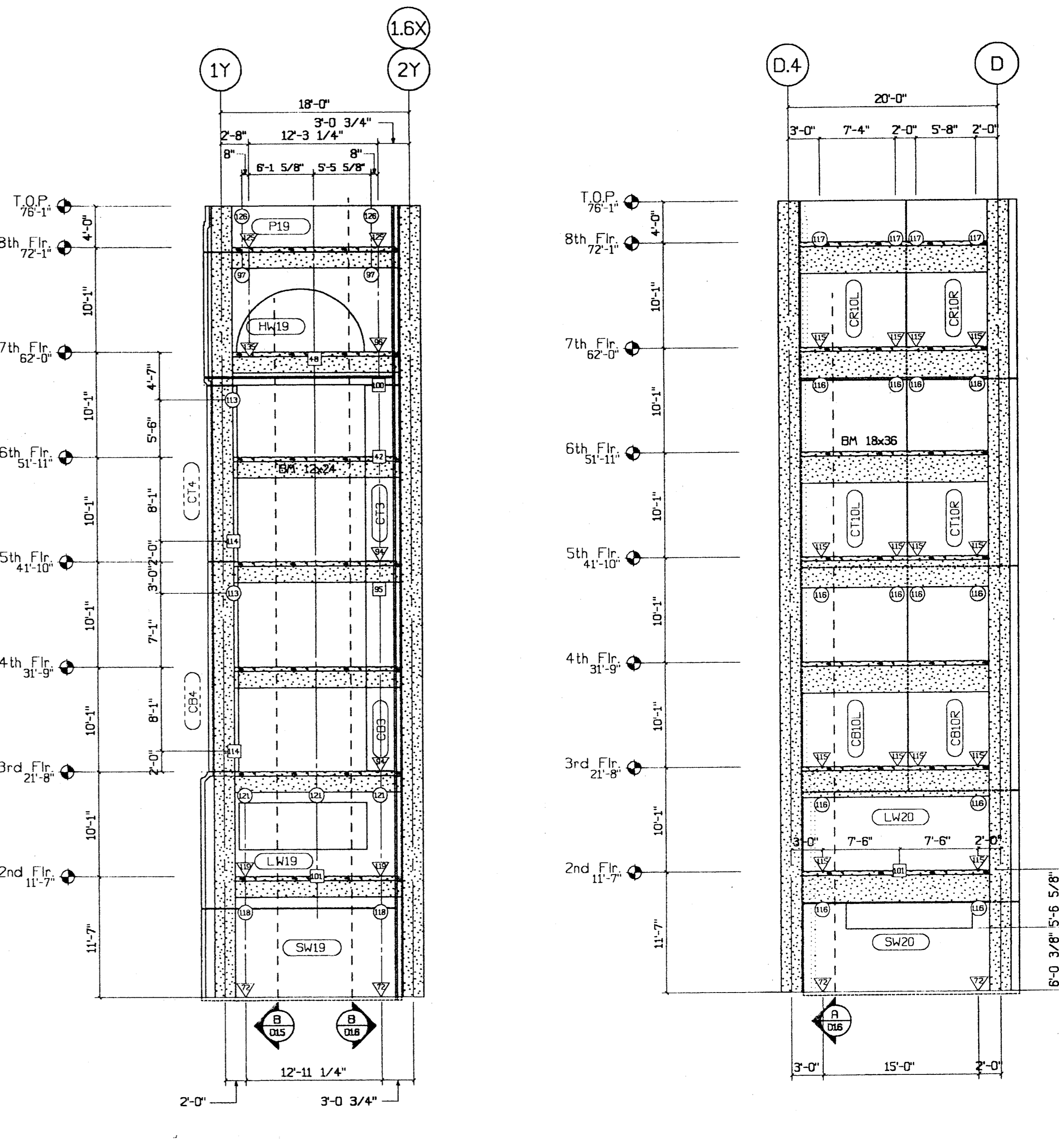
SCALE: As Noted  
 DATE: 9/28/99  
 PROJECT: Stockton CA, Parking Garage  
 JOB NO. 1282  
 DRAWN BY: JM  
 CHECKED BY:  
 Interior Elevations  
 DRAWING NUMBER E206



**D** Parking Structure - West Int. Elevation  
E207 1/8"=1'-0"

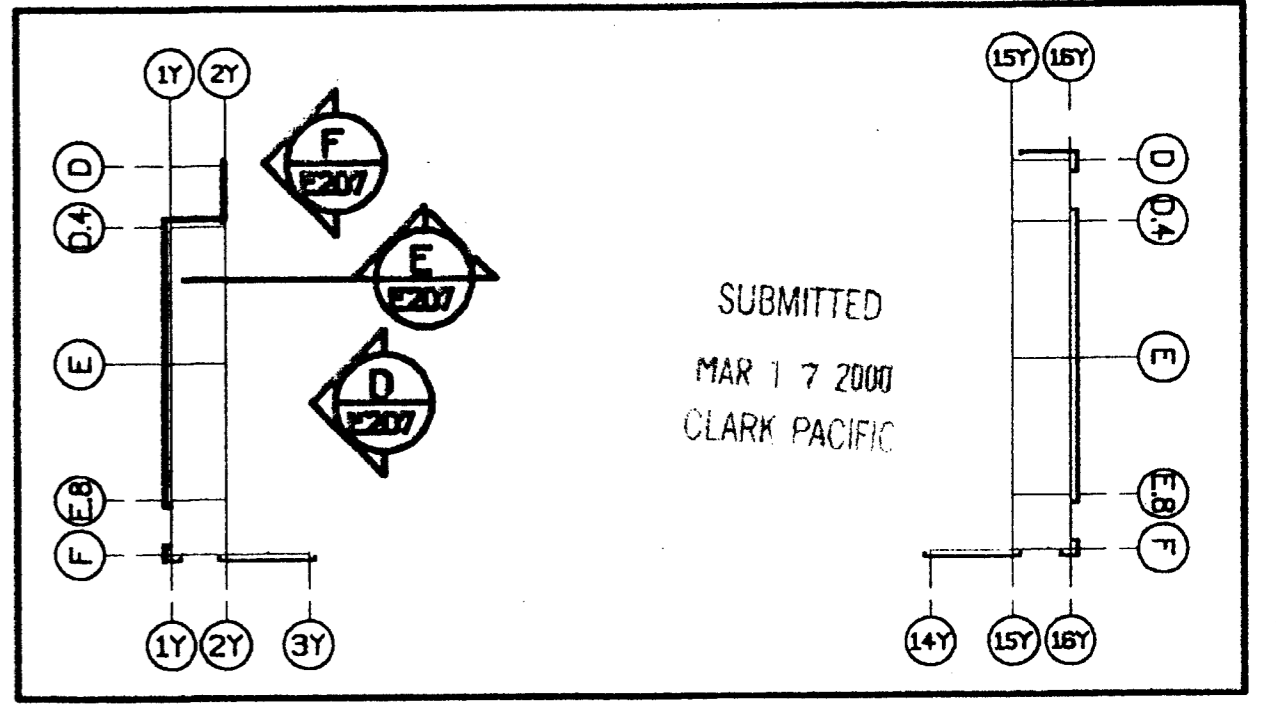



**E** Parking Struct. - NW Int. Elev.  
E207 1/8"=1'-0"



**F** Parking Struct. - Int. Elev.  
E207 1/8"=1'-0"

INDUSTRIAL DESIGN  
BY B.H. 3/28/00



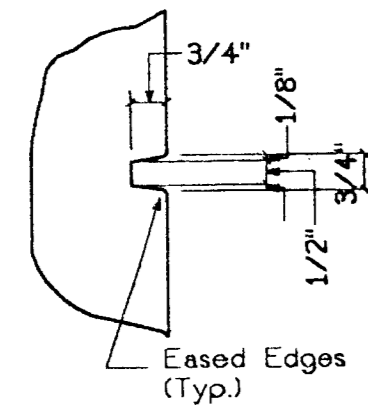
Connection Legend	
30	1/D11
31	2/D11
32	3/D11
33	4/D11
34	12/D11
40	2/D10
41	3/D10
42	4/D10
43	2/D10
44	2/D10
45	9/D10
46	9/D10
47	1/D10
48	8/D10
49	2/D10
49	13/D10
50	1/D13
51	3/D13
52	2/D13
53	4/D13
54	14/D11
55	1/D13
56	1/D13
57	4/D13
58	7/D13
59	9/D13
60	12/D13
61	12/D13
62	12/D13
63	12/D13
64	12/D13
65	12/D13
66	12/D13
67	12/D13
68	12/D13
69	12/D13
70	12/D13
71	6/D13
72	2/D13
73	9/D14
74	3/D14
75	1/D12
76	1/D12
77	1/D12
78	1/D12
79	1/D12
80	4/D14
81	95
82	3/D12
83	4/D12
84	106
85	1/D11
86	1/D15
87	1/D15
88	2/D15
89	4/D15
90	1/D15
91	1/D15
92	1/D15
93	1/D15
94	1/D15
95	1/D15
96	1/D15
97	1/D15
98	1/D15
99	1/D15
100	4/D12
101	9/D12
102	106
103	1/D11
104	2/D11
105	3/D11
106	1/D11
107	1/D11
108	1/D11
109	1/D11
110	3/D17
111	1/D15
112	2/D15
113	4/D15
114	3/D15
115	1/D15
116	1/D15
117	2/D15
118	4/D15
119	1/D15
120	3/D12
121	134
122	7/D12
123	5/D10
124	7/D12
125	136
126	8/D16
127	9/D16
128	2/D12
129	136
130	8/D16
131	9/D16
132	2/D12
133	136
134	8/D10
135	5/D15

© CLARK PACIFIC 1999  
ALL RIGHTS RESERVED  
ALL DRAWINGS AND WRITTEN MATERIAL APPEARING HEREIN CONSTITUTE THE ORIGINAL, UNPUBLISHED WORK OF CLARK PACIFIC. PROTECTED BY COPYRIGHT. NO PART OF THIS DRAWING IS TO BE REPRODUCED, COPIED, OR DISCLOSED WITHOUT THE WRITTEN CONSENT OF CLARK PACIFIC.

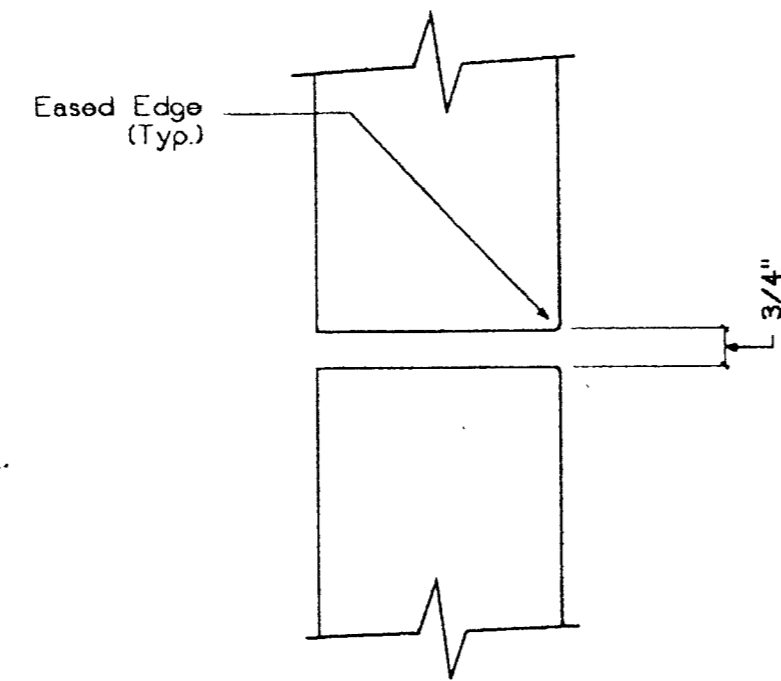
ITEM	BY	DATE	REV.	DESCRIPTION	DATE	BY	CHK.

**CLARK PACIFIC**  
1980 South River Road  
West Sacramento CA 95691  
TEL: (916) 371-0305  
FAX: (916) 372-0323

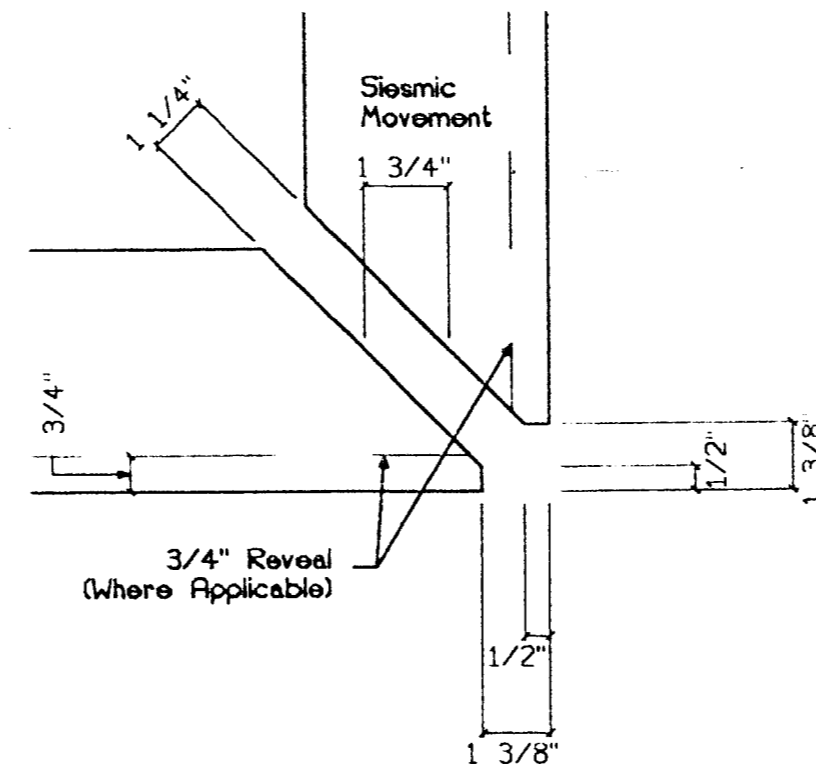
SCALE: As Noted  
DATE: 9/28/99  
PROJECT: Stockton CA, Parking Garage  
GENERAL CONTRACTOR: Turner Constr.  
DRAWN BY: JM  
CHECKED BY:  
JOB NO: 1282  
DRAWING NUMBER: E207



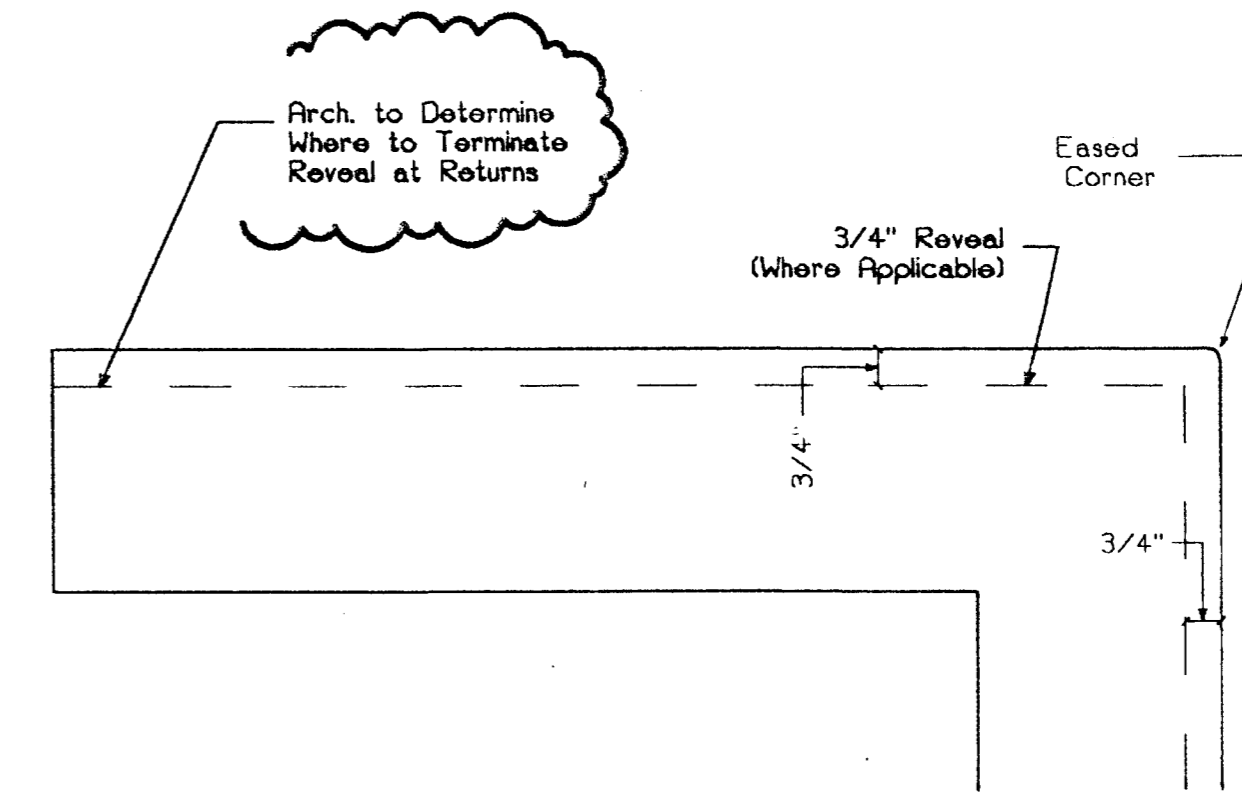
5 Typ. 3/4" Reveal  
AD-5 3"-1'-0"



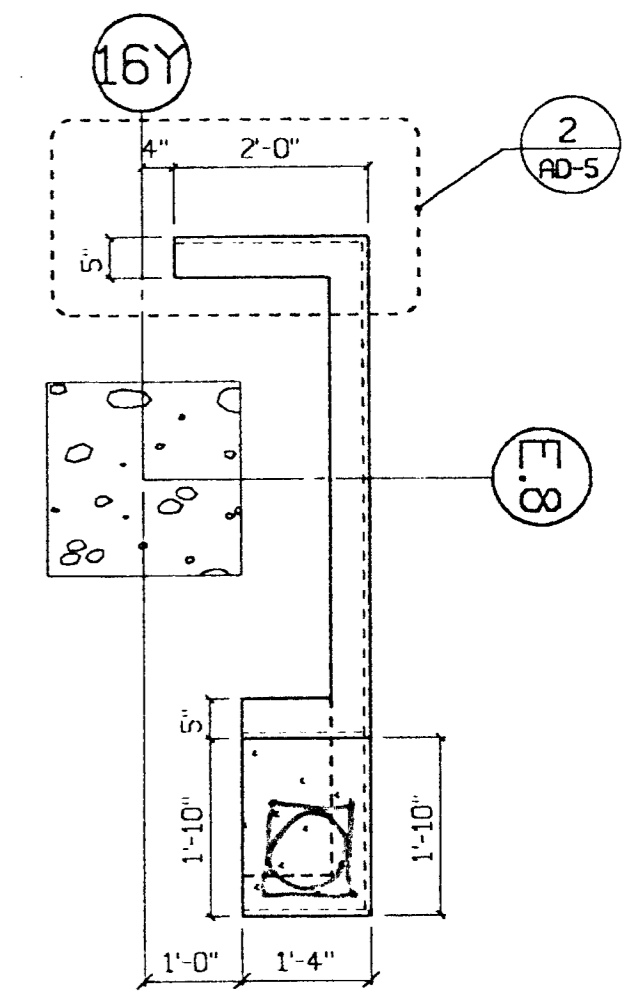
4 Typ. Panel Jt.  
AD-5 3"-1'-0"



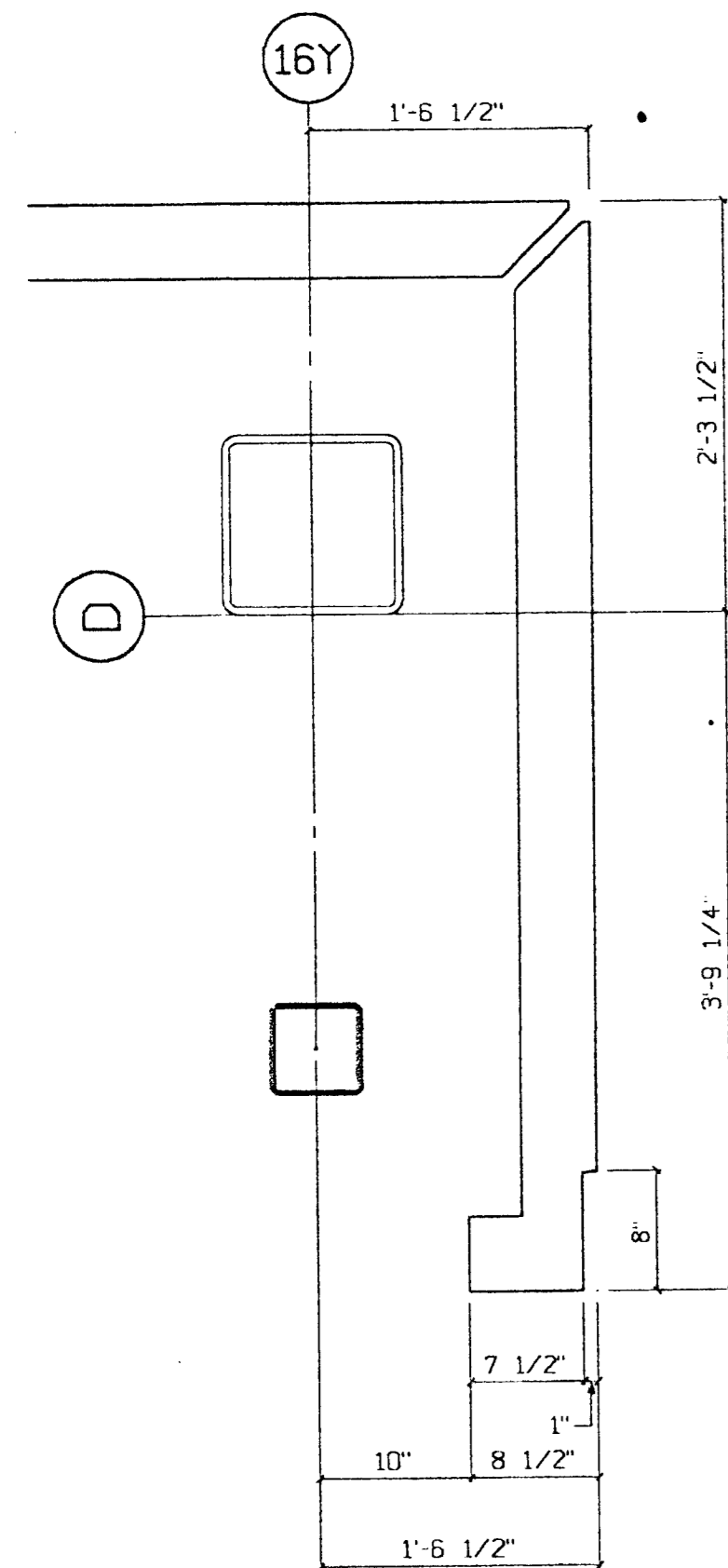
3 Quirk Corner Jt.  
AD-5 3"-1'-0"



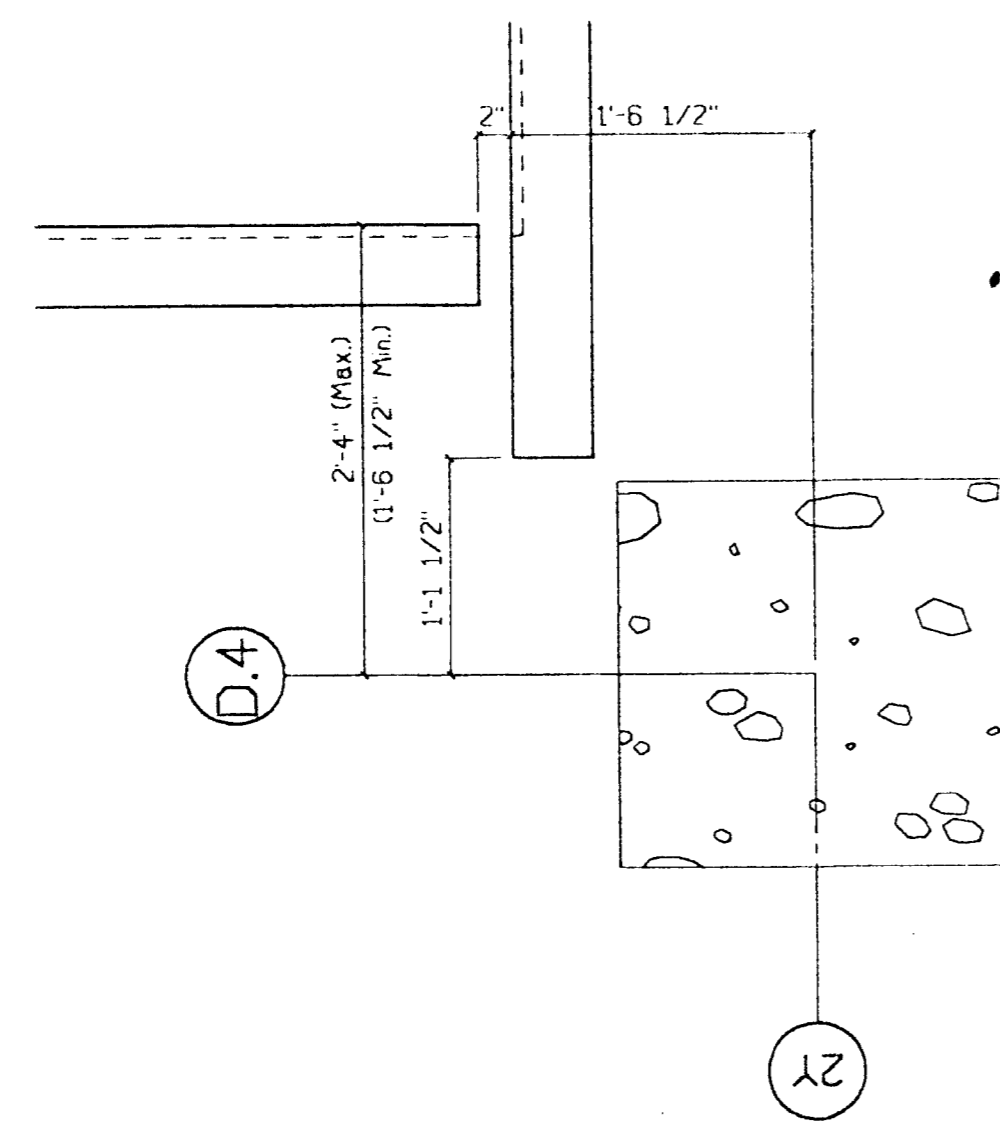
2 Typ. Corner Return  
AD-5 3"-1'-0"



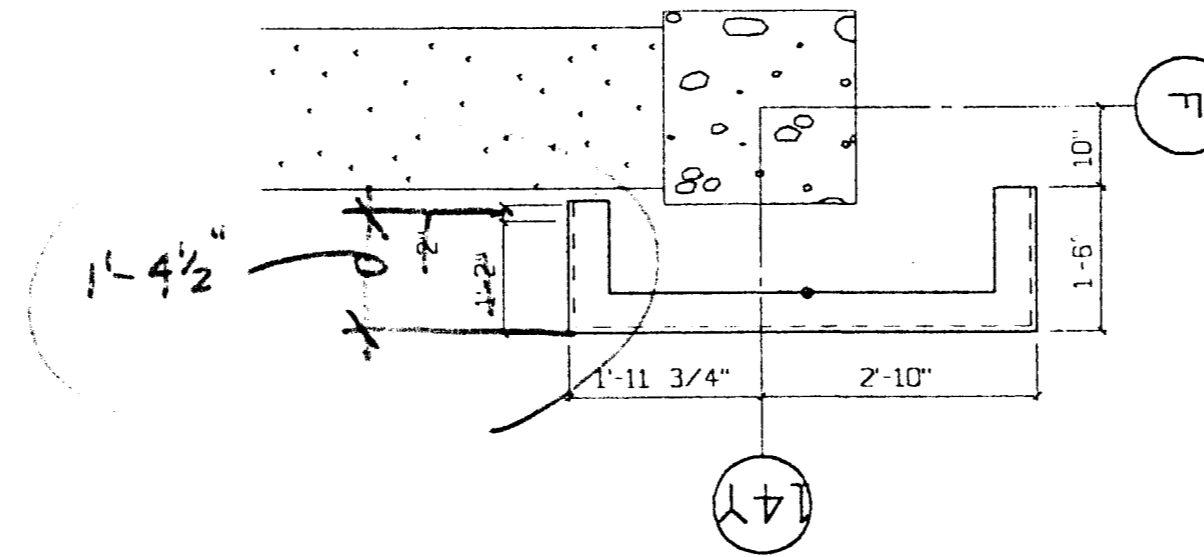
1 Enlarged Plan View  
AD-5 1/2"-1'-0"



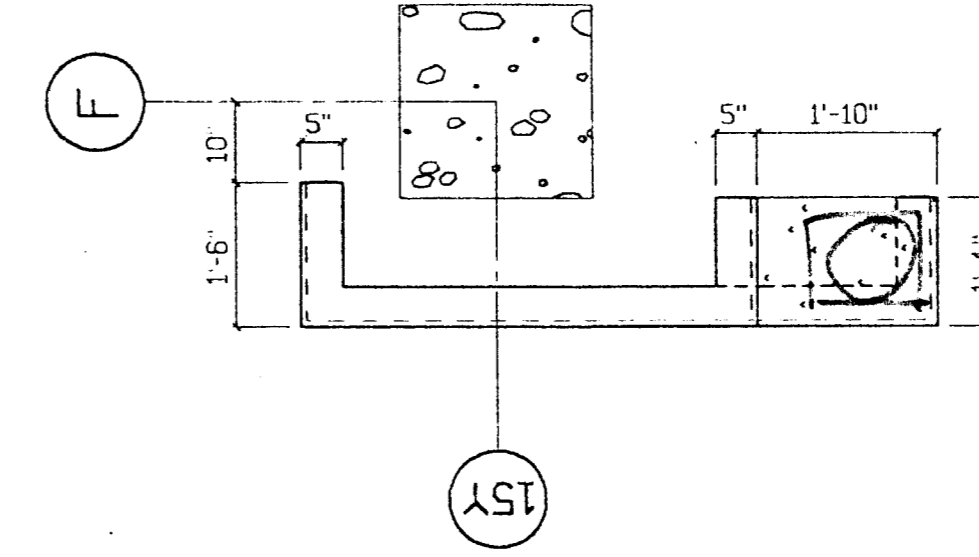
10 Enlarged Plan (3rd-6th Flrs.)  
AD-5 1"-1'-0"



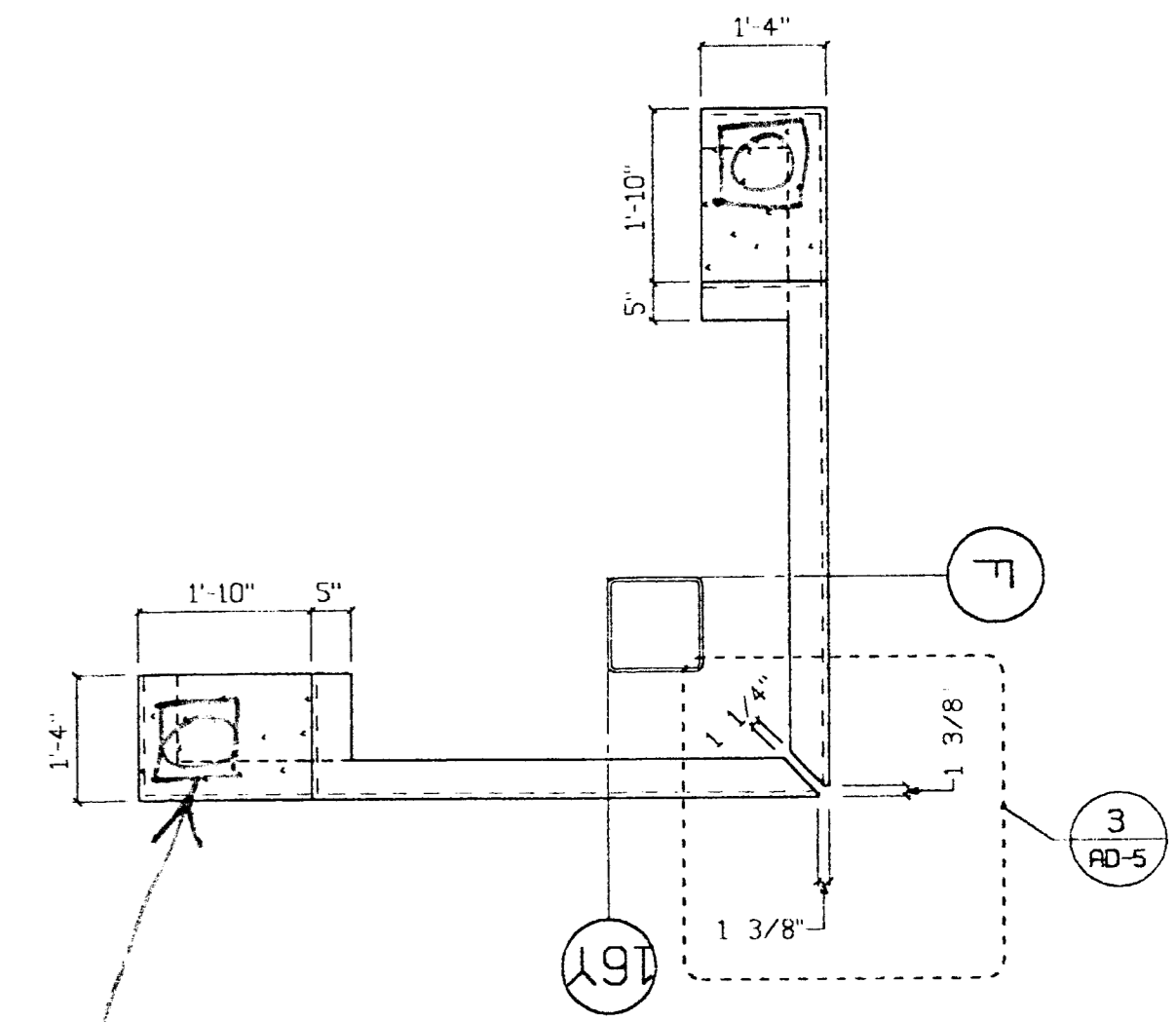
9 2" Siesmic Jt.  
AD-5 1"-1'-0"



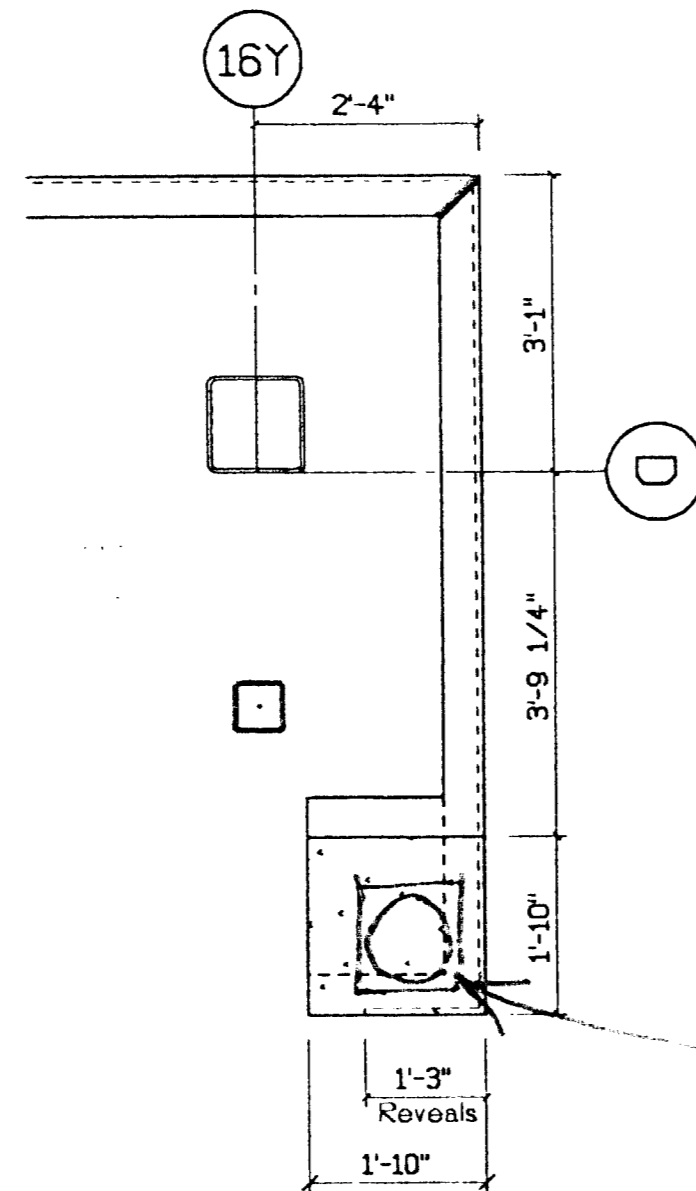
8 Enlarged Plan View  
AD-5 1/2"-1'-0"



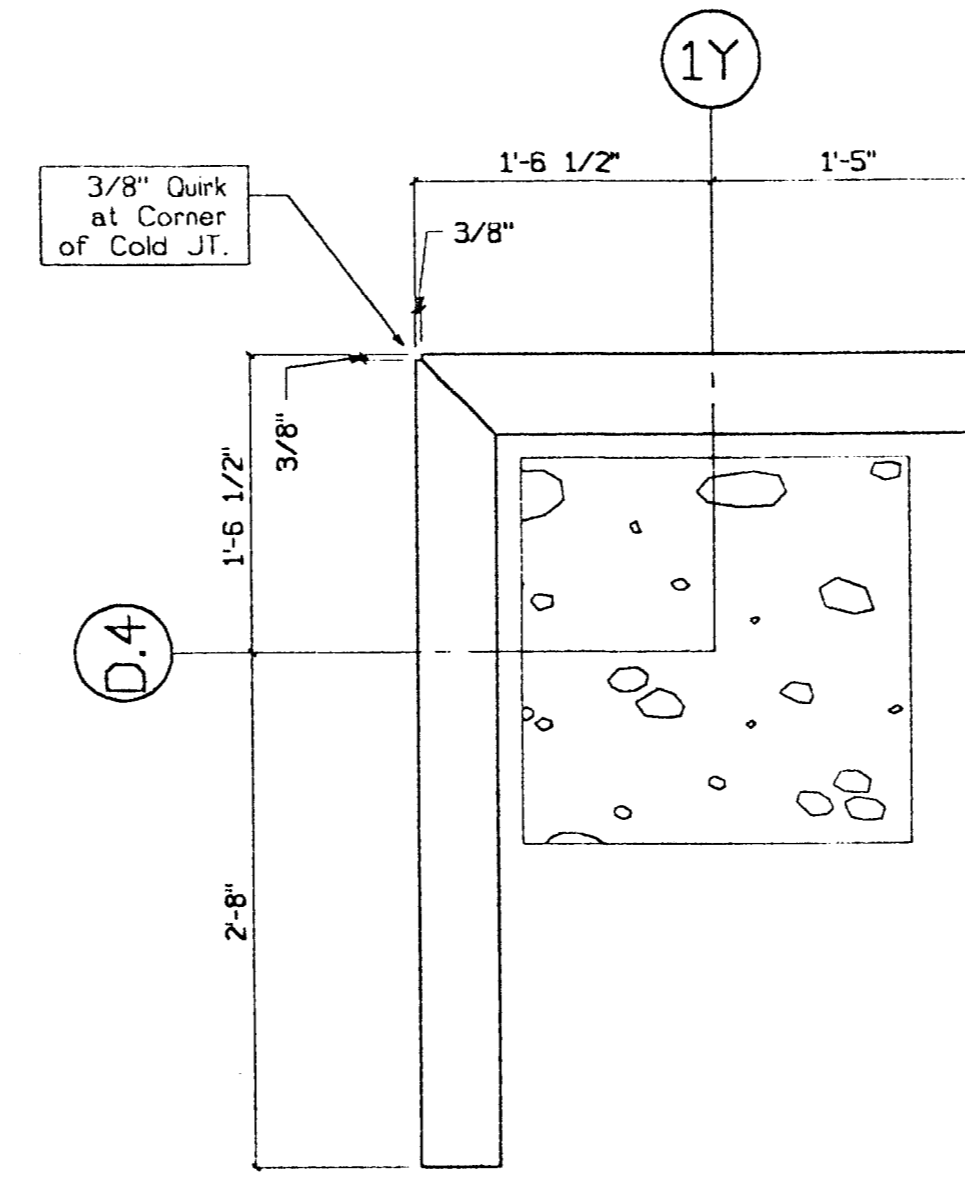
7 Enlarged Plan View  
AD-5 1/2"-1'-0"



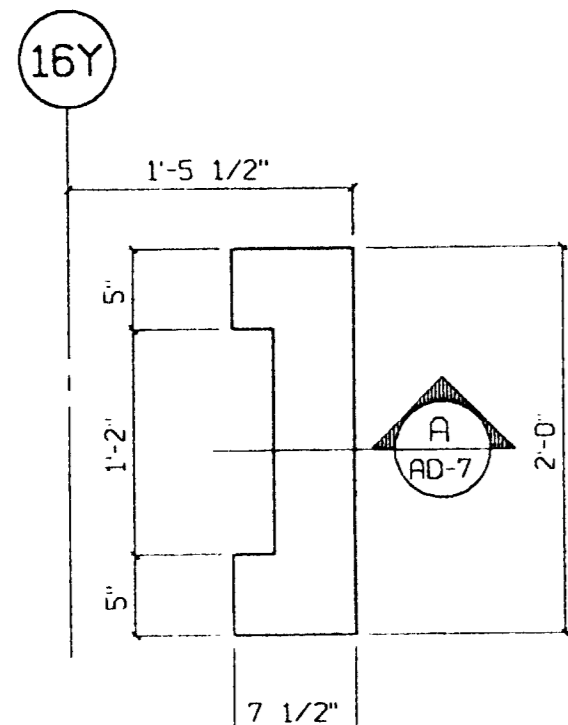
6 Enlarged Plan View  
AD-5 1/2"-1'-0"



12 Enlarged Plan, Elevator  
AD-5 1/2"-1'-0"




13 Enlarged Plan, Corner Panel  
AD-5 1"-1'-0"



11 Enlarged Plan (3rd-6th Flrs.)  
AD-5 1"-1'-0"

PROVIDE ENGINEERED DETAILS FOR SPHERES & PLINTHS, TYPICAL

REGISTERED PROFESSIONAL ENGINEER  
WILLIAM D. BEVIER  
NO. 2271  
EXP. 3/31/01  
STRUCTURAL  
STATE OF CALIFORNIA  
B.H. 3/28/00



SUBMITTED  
MAR 17 2000  
CLARK PACIFIC

© CLARK PACIFIC 1999  
ALL RIGHTS RESERVED

ALL DRAWINGS AND WRITTEN MATERIAL APPEARING HEREIN CONSTITUTE THE ORIGINAL, UNPUBLISHED WORK OF CLARK PACIFIC. PROTECTED BY COPYRIGHT, AND THE SAME MAY NOT BE DUPLICATED, USED, OR DISCLOSED WITHOUT THE WRITTEN CONSENT OF CLARK PACIFIC.

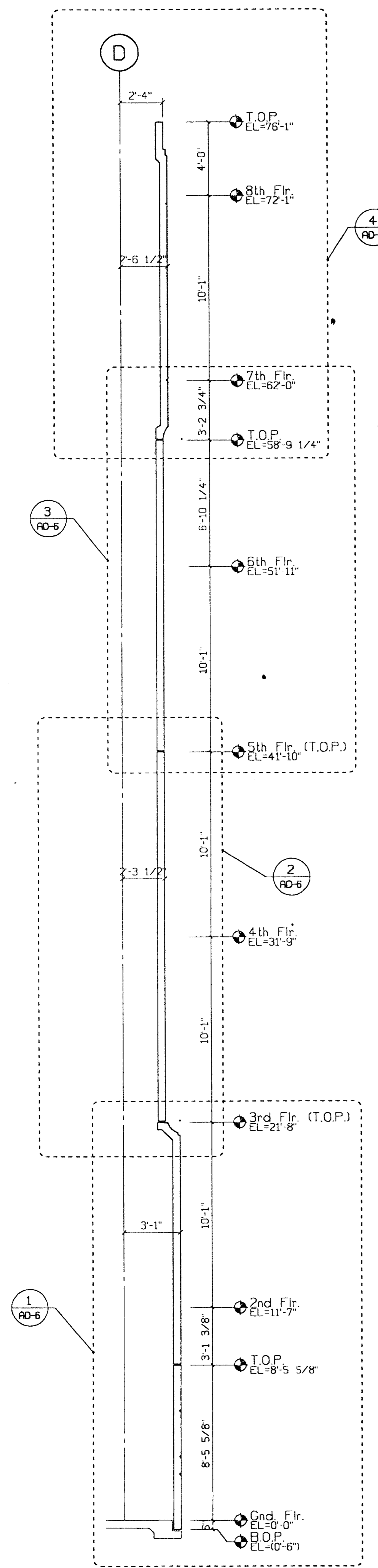
ITEM	BY	DATE	REV.	DESCRIPTION	DATE	BY	CHK.
REVISIONS							

**CLARK PACIFIC**  
1980 South River Road  
West Sacramento CA 95691  
TEL: (916) 371-0005  
FAX: (916) 372-0323

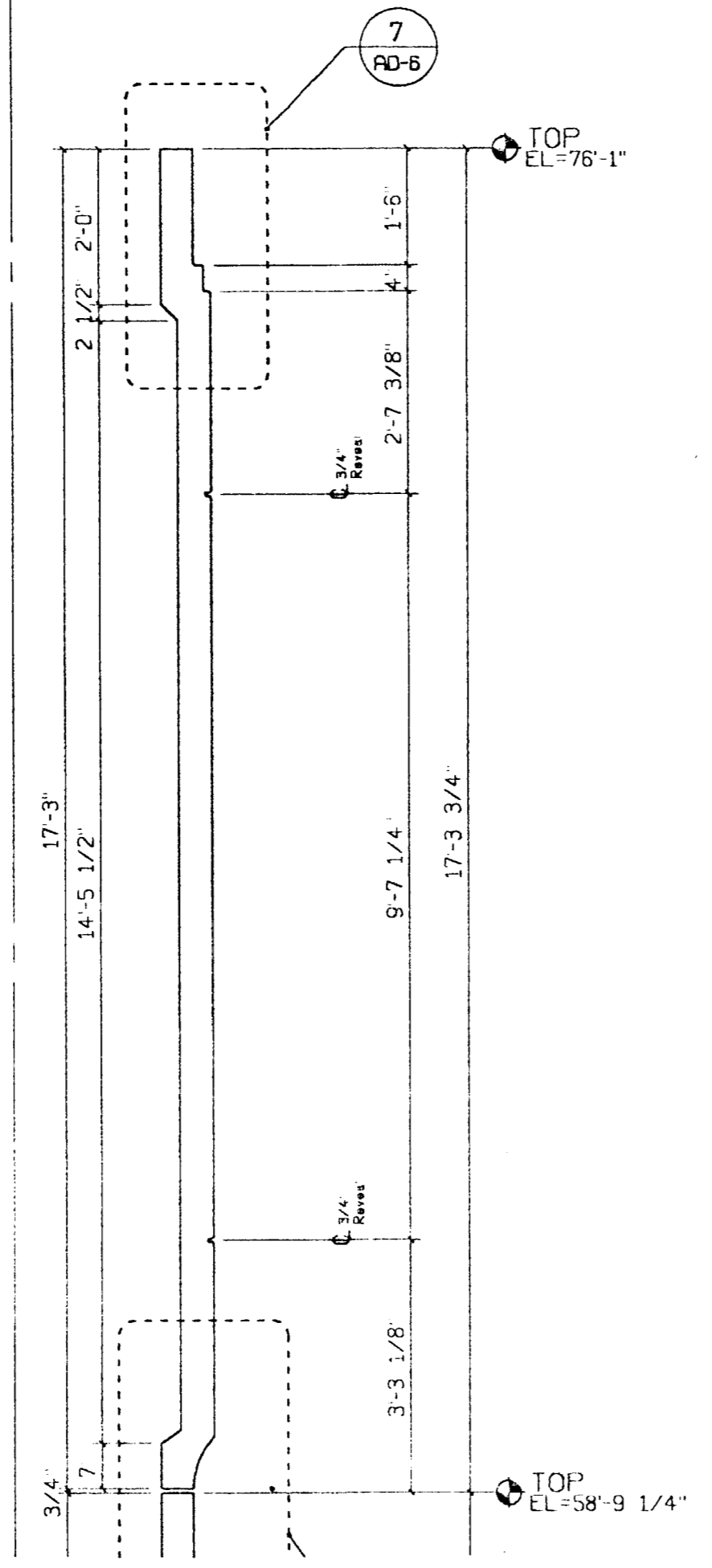
SCALE: As Noted  
DATE: 1/12/00  
PROJECT: Stockton CA, Parking Garage

GENERAL CONTRACTOR  
Turner Construction

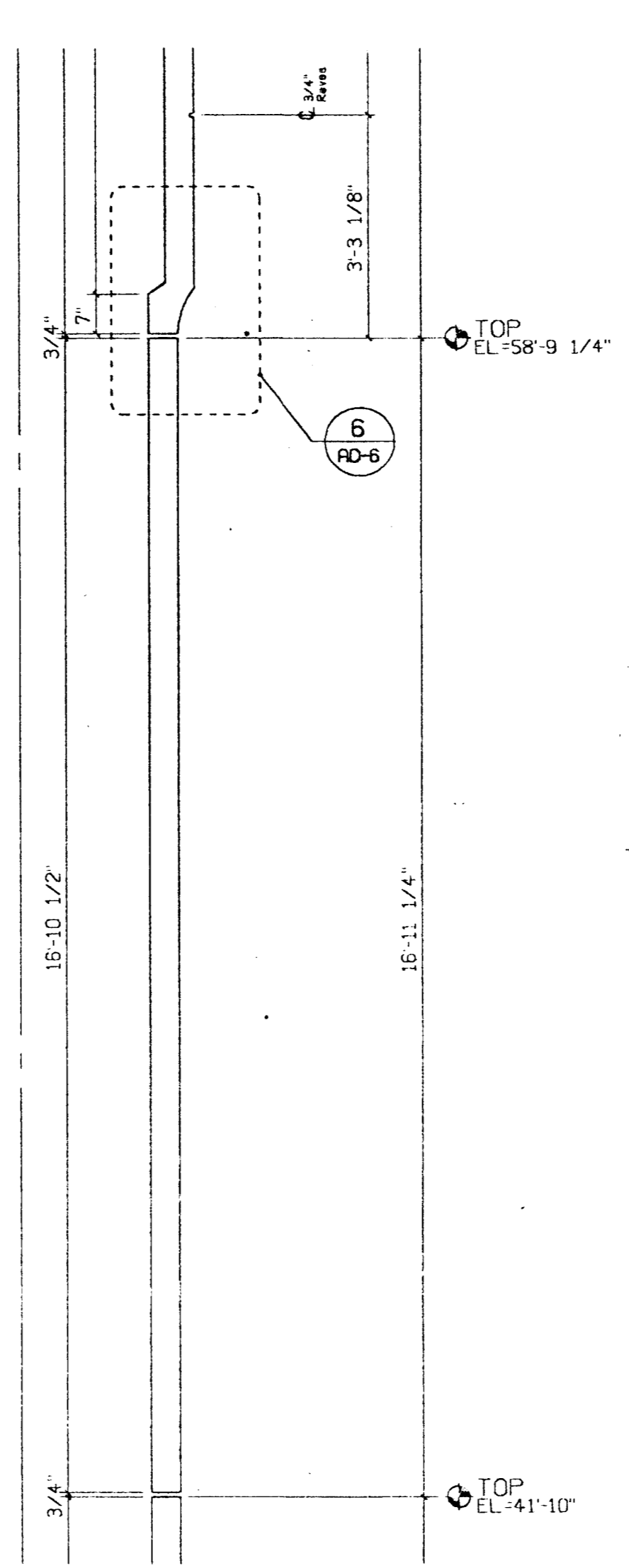
DRAWN BY: JM  
CHECKED BY:  
JOB NO. 1282  
DRAWING NUMBER AD-5




**A** Parking Struct. Section  
AD-6 1/4"=1'-0"



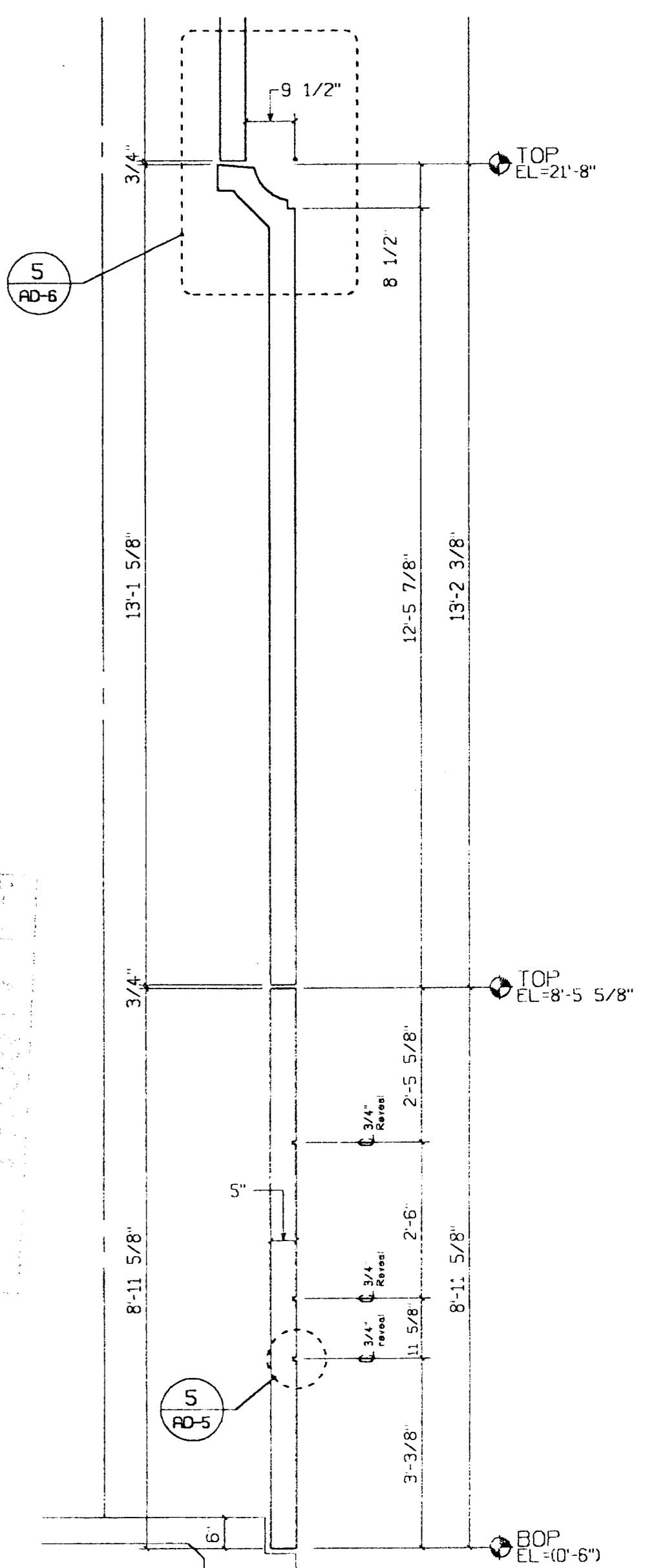
**4** Enlarged Section  
AD-6 1/2"=1'-0"



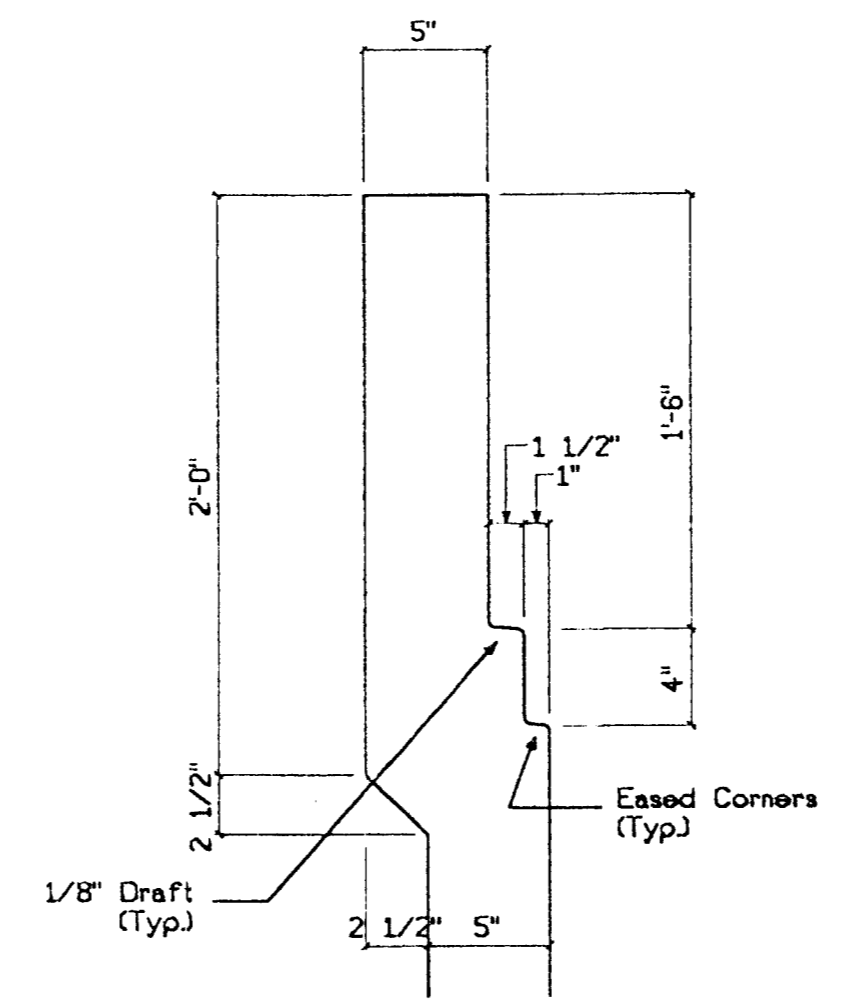
**3** Enlarged Section  
AD-6 1/2"=1'-0"



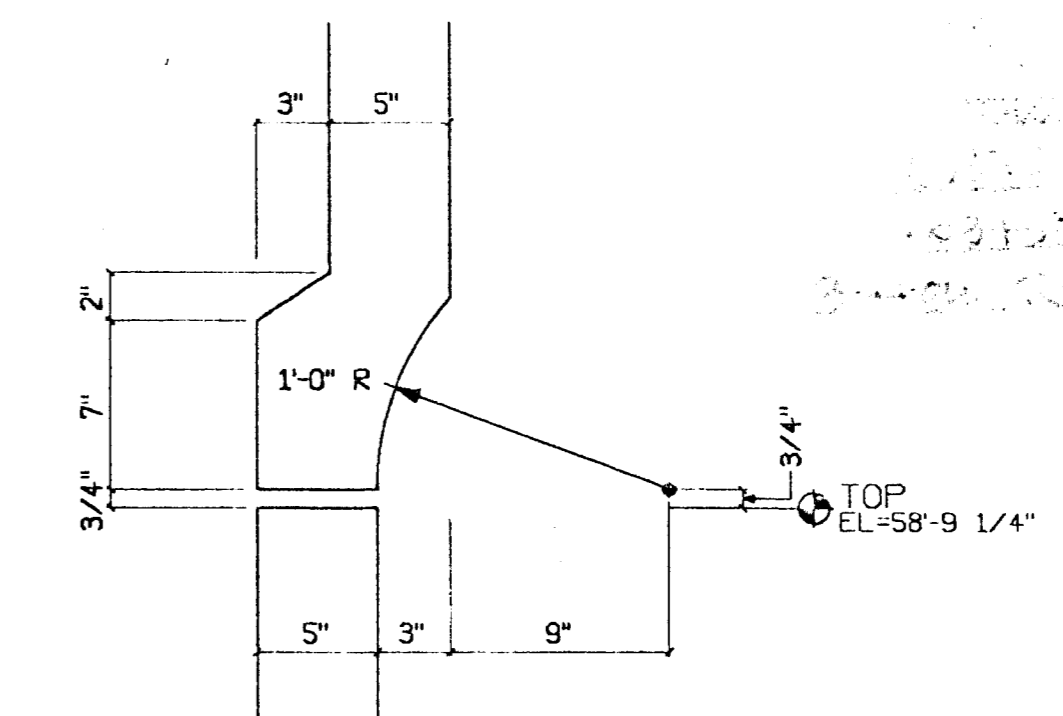
**2** Enlarged Section  
AD-6 1/2"=1'-0"



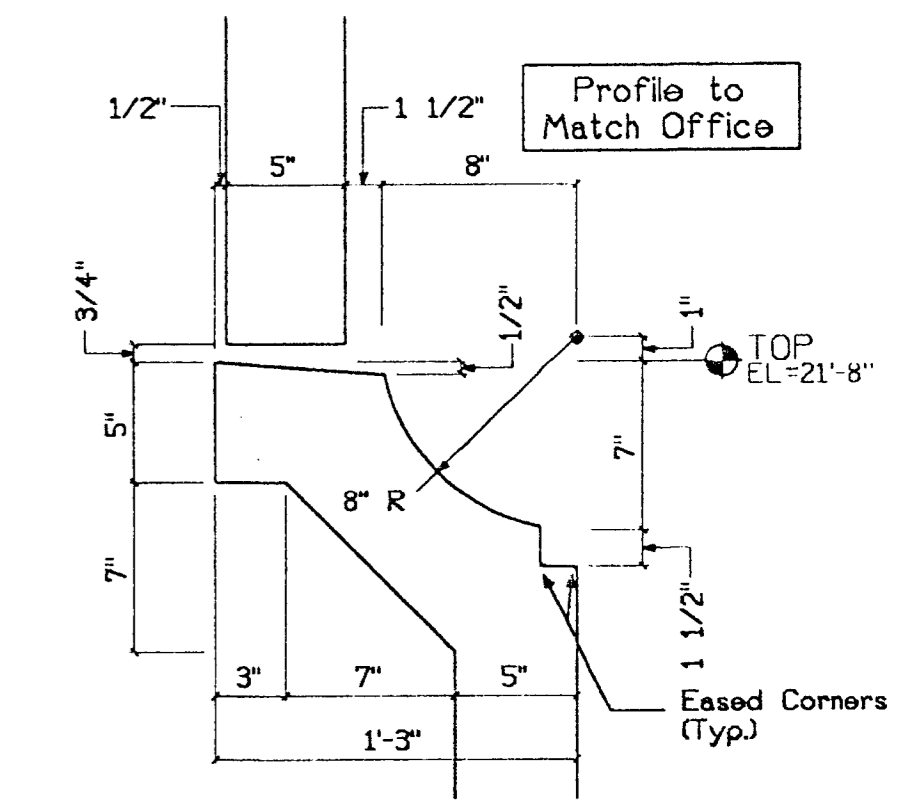
**1** Enlarged Section  
AD-6 1/2"=1'-0"




**7** Section Detail  
AD-6 1 1/2"=1'-0"



**6** Section Detail  
AD-6 1 1/2"=1'-0"

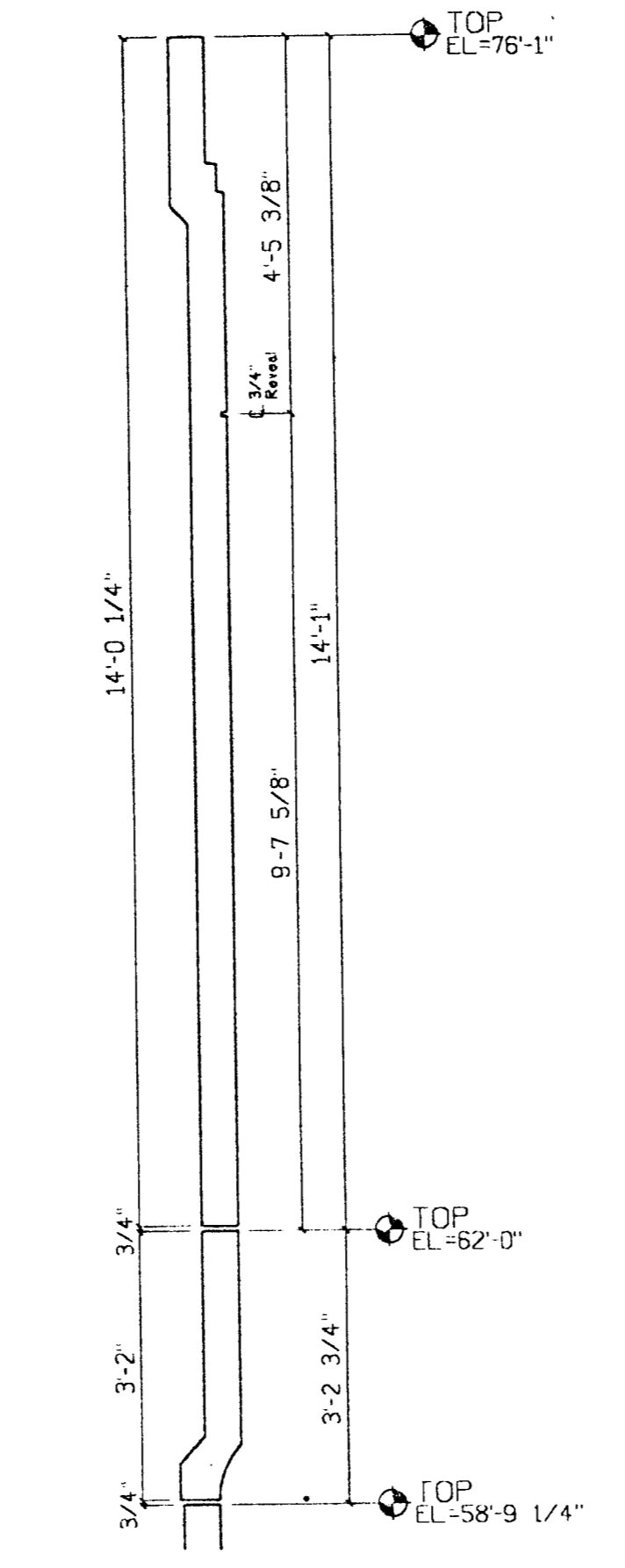
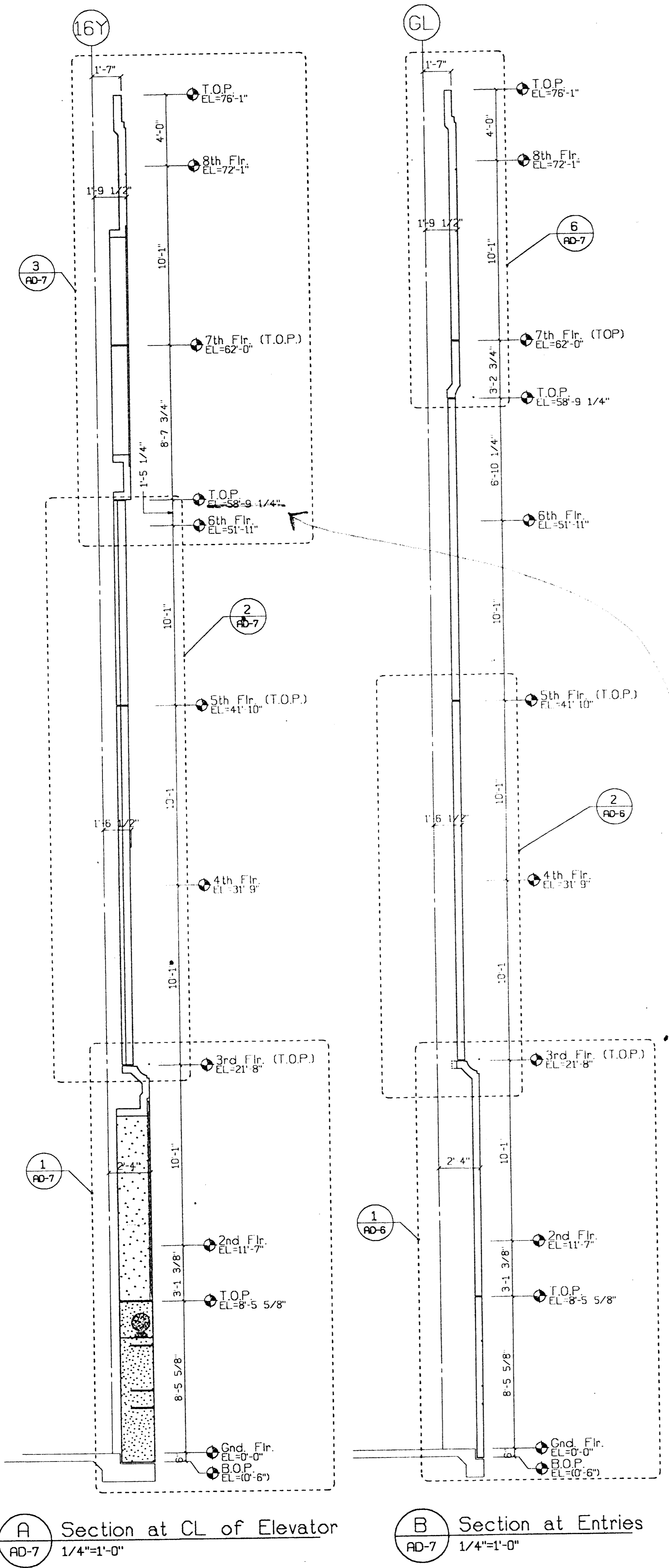


**5** Section Detail  
AD-6 1 1/2"=1'-0"

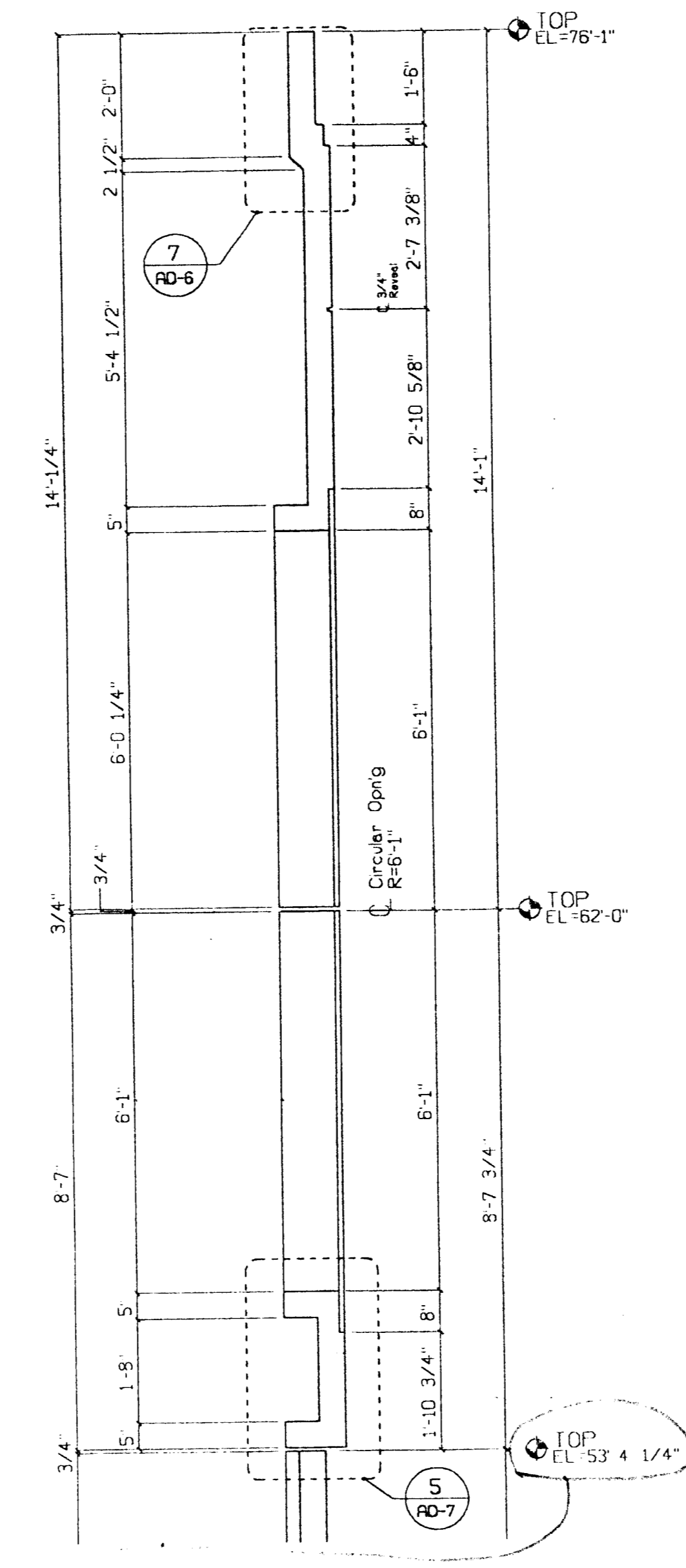


SUBMITTED  
MAR 17 2006  
CLARK PACIFIC

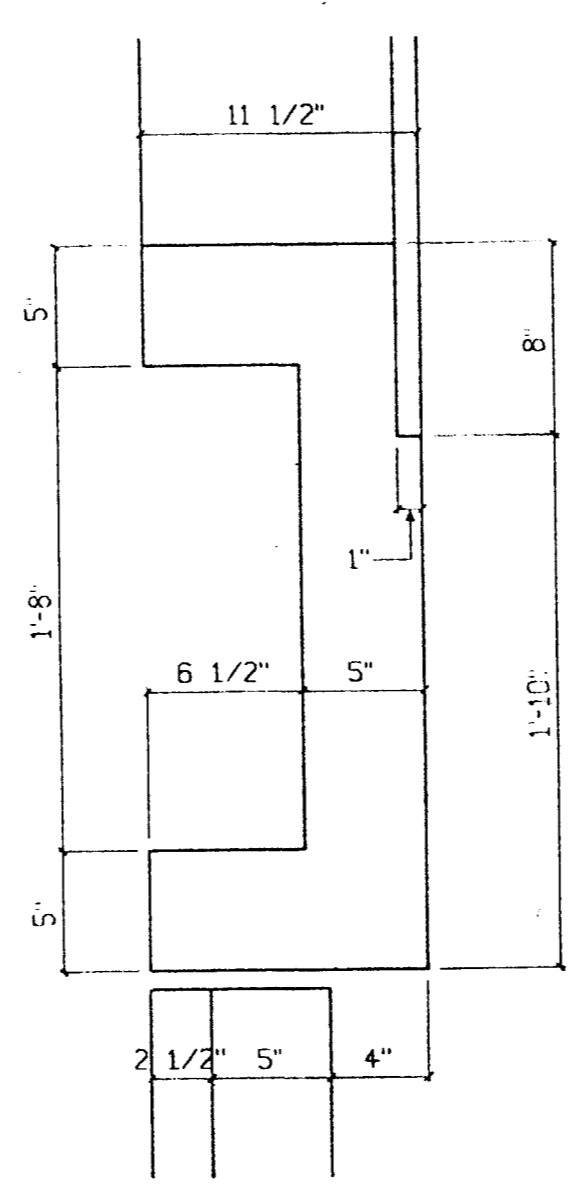
© CLARK PACIFIC 1999 ALL RIGHTS RESERVED <small>ALL DRAWINGS AND WRITTEN MATERIAL APPEARING HEREIN CONSTITUTE THE ORIGINAL UNPUBLISHED WORK OF CLARK PACIFIC. PROTECTED BY COPYRIGHT. AND THE SAME MAY NOT BE DUPLICATED, USED, OR DISCLOSED WITHOUT THE WRITTEN CONSENT OF CLARK PACIFIC.</small>		ISSUED FOR CONSTRUCTION APPROVED: _____ SUBMITTED: JM 3/17/00 ITEM BY DATE REV. DESCRIPTION DATE BY CHK.	<b>CLARK PACIFIC</b> 1980 South River Road West Sacramento CA 95691 TEL: (916) 371-0305 FAX: (916) 372-0323	SCALE: As-Noted DATE: 1/14/00 PROJECT: Stockton CA, Parking Garage ARCH. DETAILS, Parking Struct.	GENERAL CONTRACTOR <b>Turner Constr.</b> DRAWN BY: JM CHECKED BY: _____ JOB NO. 1282 DRAWING NUMBER AD-6
--	--	---	---	--	---



6 Enlarged Section  
AD-7 1/2"=1'-0"

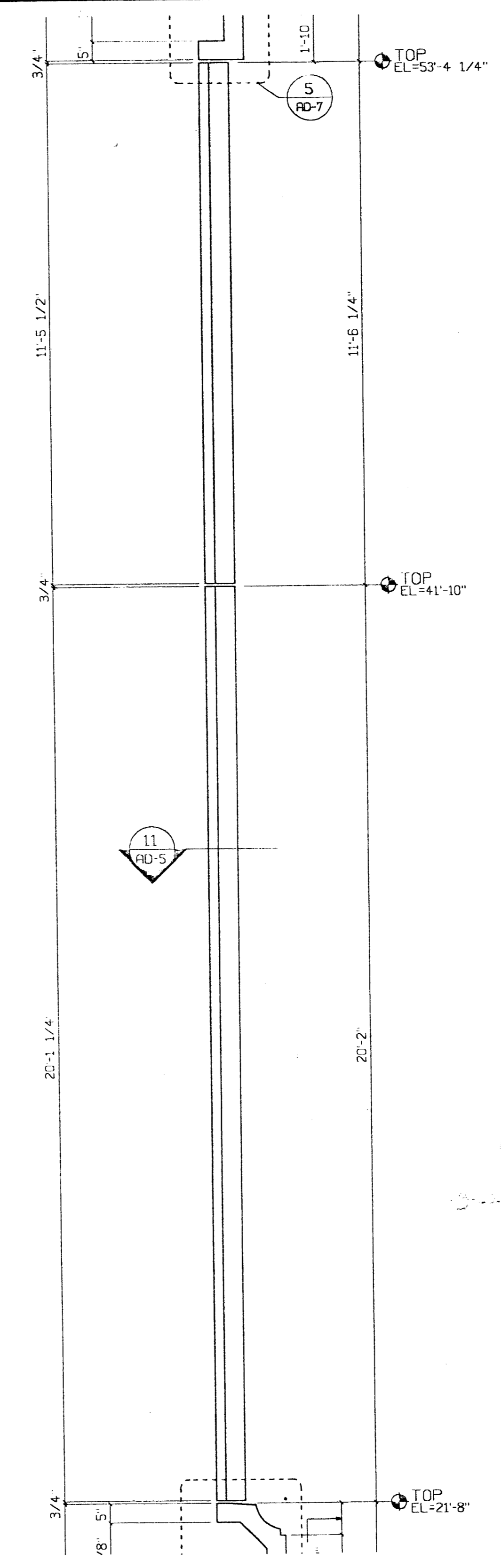


3 Enlarged Section  
AD-7 1/2"=1'-0"

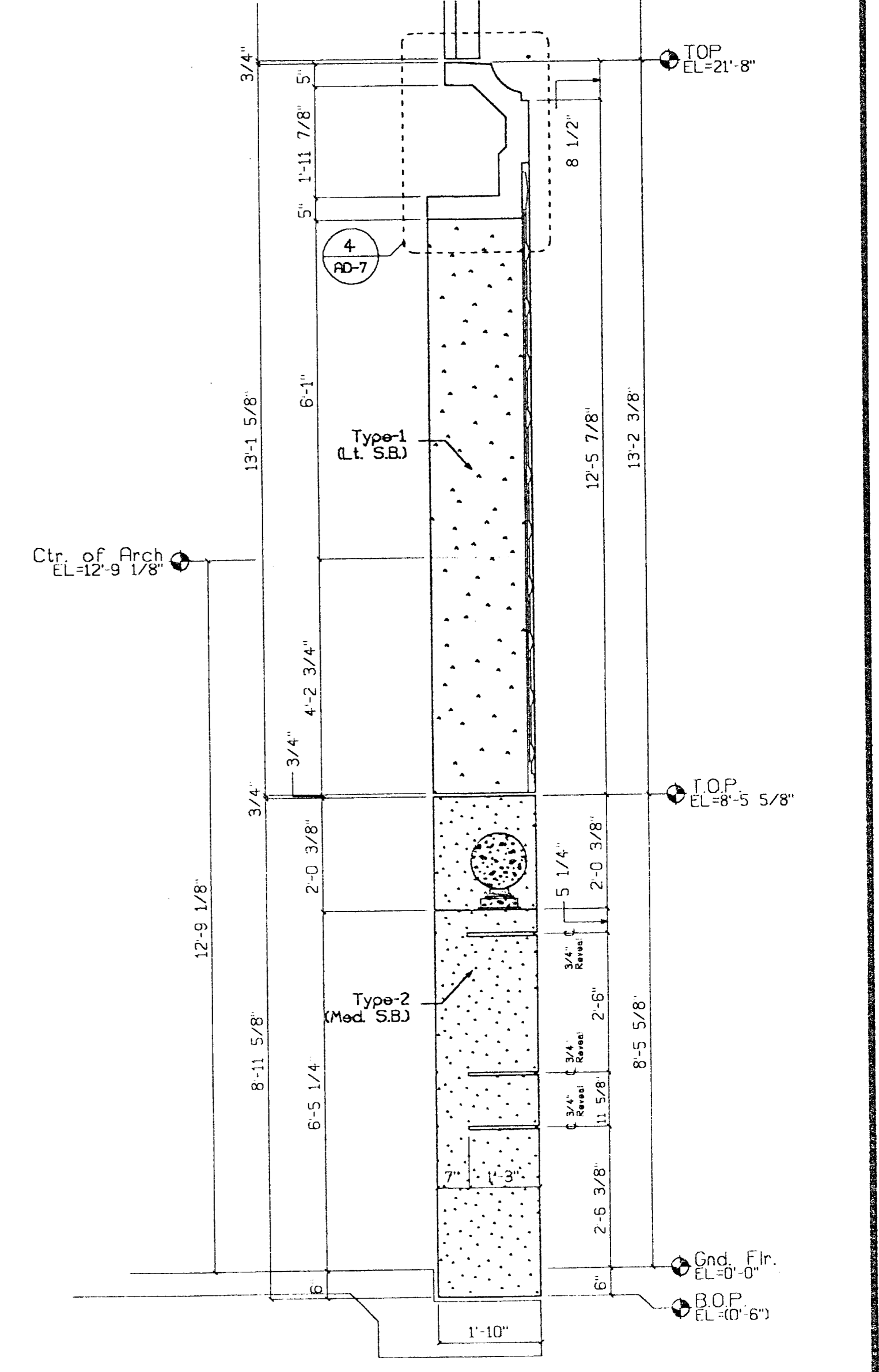


5 Section Detail  
AD-7 1 1/2"=1'-0"

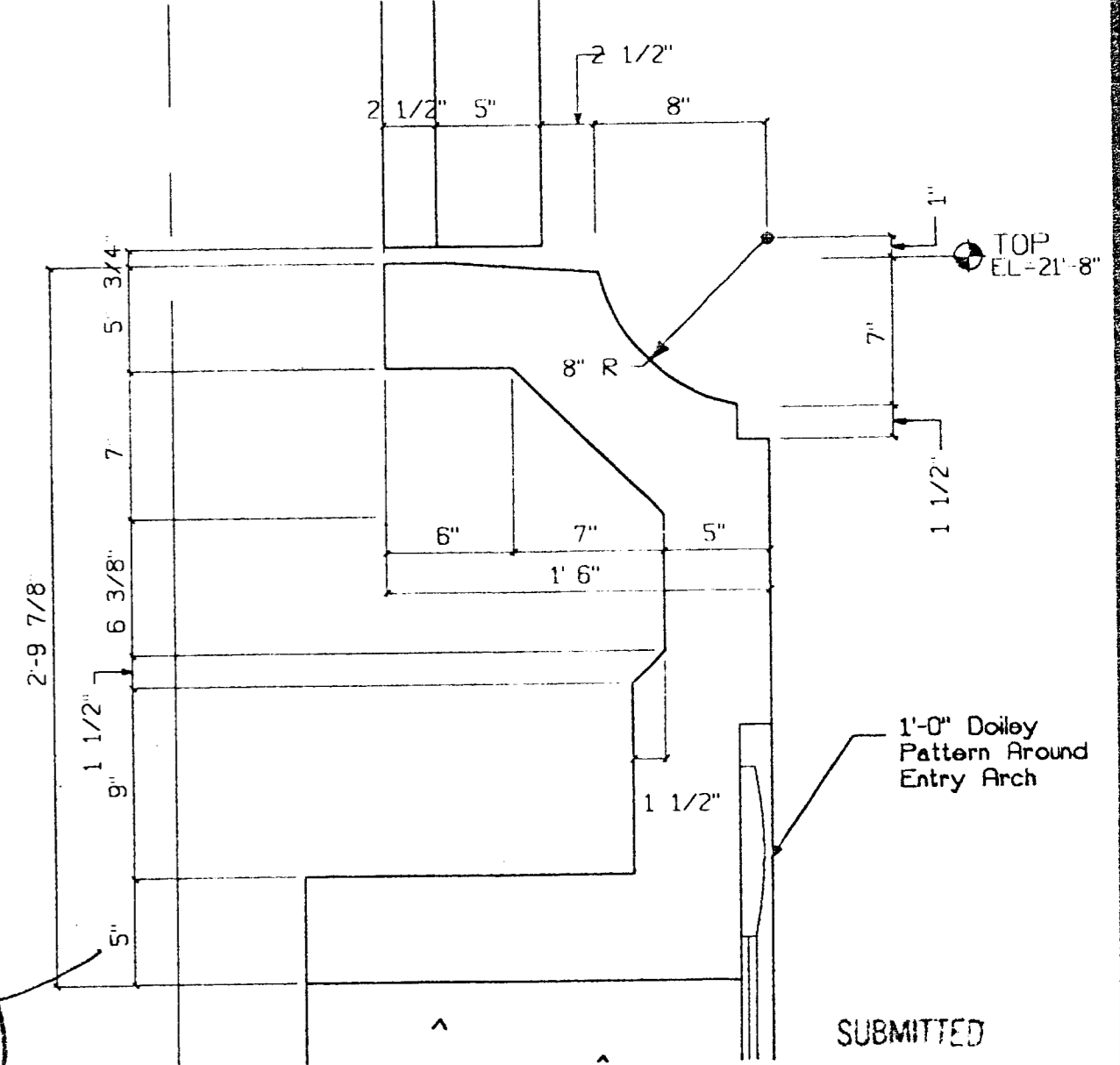
BH. 3/28/00




2 Enlarged Section  
AD-7 1/2"=1'-0"



1 Enlarged Section  
AD-7 1/2"=1'-0"



4 Section Detail  
AD-7 1 1/2"=1'-0"



SUBMITTED  
MAR 1 7 2000  
CLARK PACIFIC

A Section at CL of Elevator  
AD-7 1/4"=1'-0"

B Section at Entries  
AD-7 1/4"=1'-0"

© CLARK PACIFIC 1999  
ALL RIGHTS RESERVED

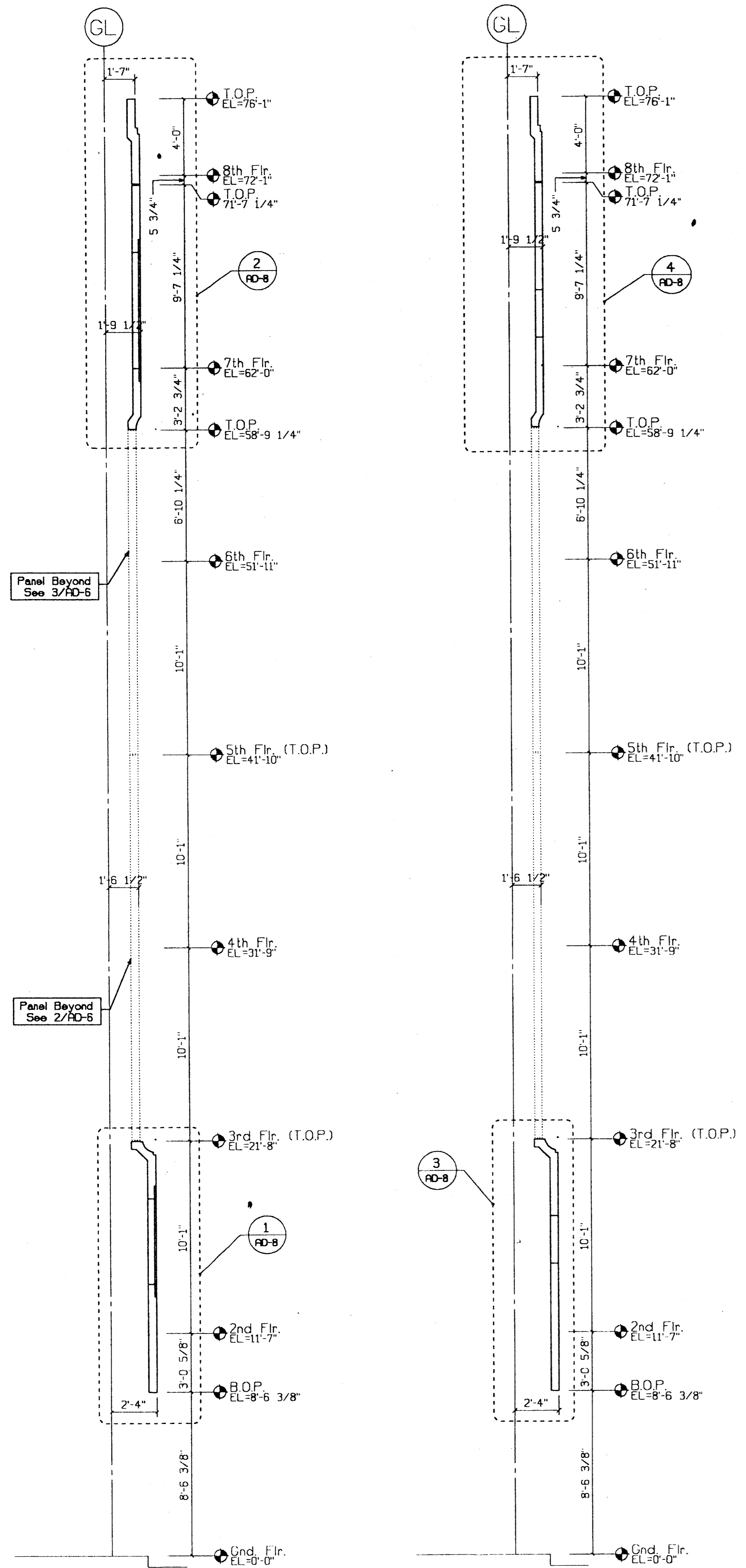
ALL DRAWINGS AND WRITTEN MATERIAL APPEARING HEREIN CONSTITUTE THE ORIGINAL, UNPUBLISHED WORK OF CLARK PACIFIC, PROTECTED BY COPYRIGHT, AND THE SAME MAY NOT BE DUPLICATED, USED, OR DISCLOSED WITHOUT THE WRITTEN CONSENT OF CLARK PACIFIC.

APPROVED									
SUBMITTED	JM	3/17/00							
ITEM	BY	DATE	REV.	DESCRIPTION	DATE	BY	CHK.	REVISIONS	

CLARK PACIFIC  
1980 South River Road  
West Sacramento CA 95691  
TEL: (916) 371-3305  
FAX: (916) 372-0323

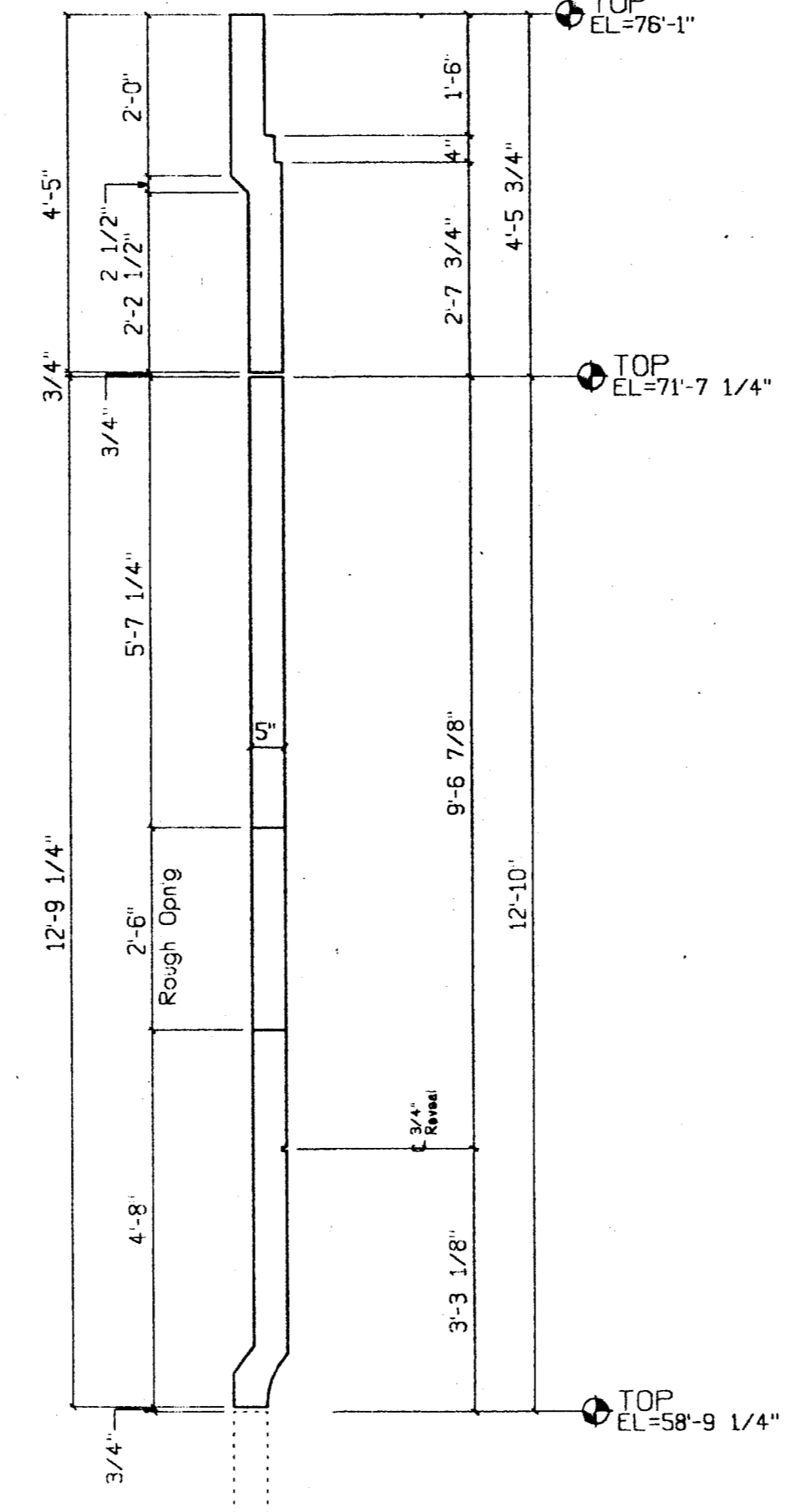
SCALE: As-Noted  
DATE: 1/17/00  
PROJECT: Stockton CA, Parking Garage  
Arch. Details, Parking Struct.

GENERAL CONTRACTOR  
Turner Constr.  
DRAWN BY: JM  
CHECKED BY:  
JOB NO. 1282  
DRAWING NUMBER AD-7

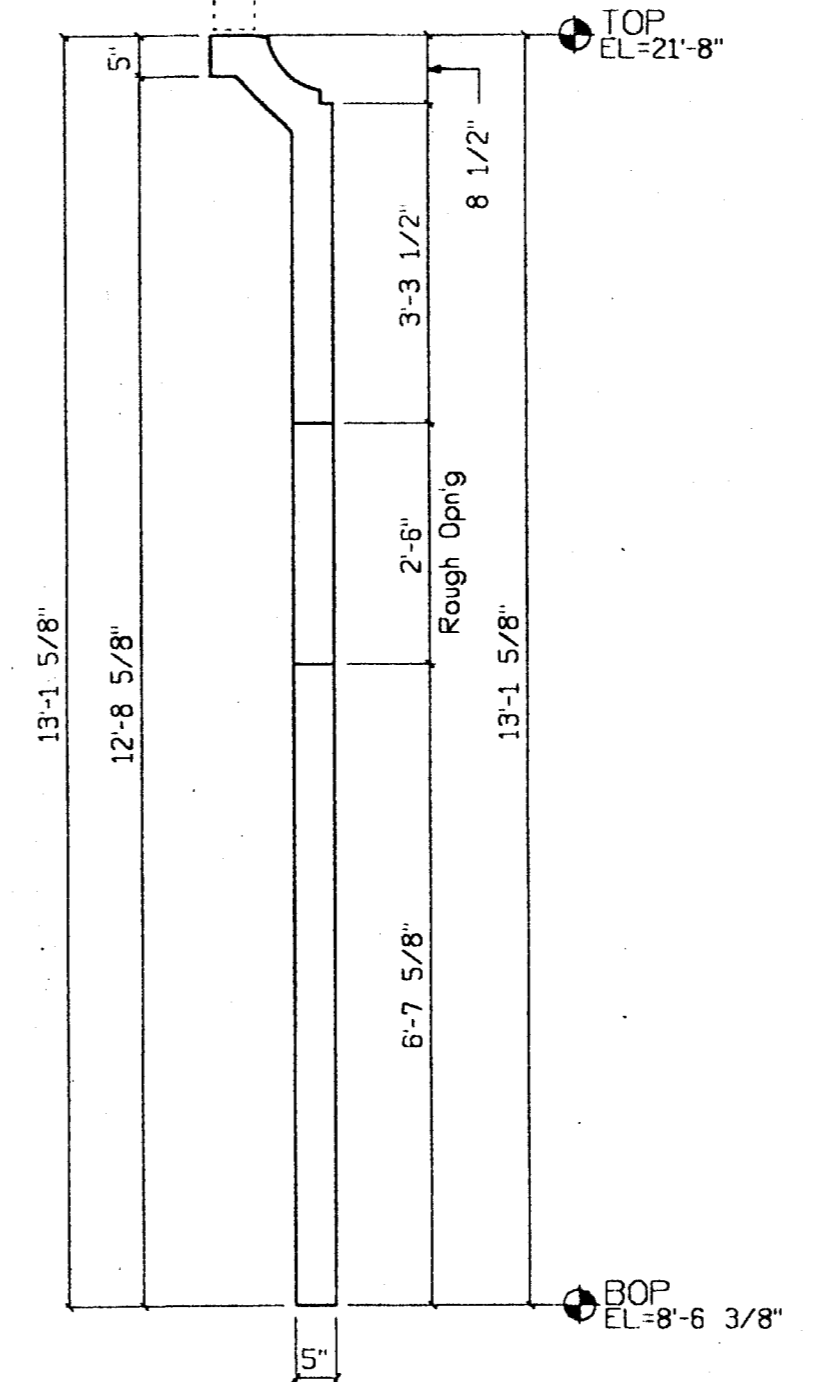


**A** Section at Arched Openings  
AD-8 1/4"=1'-0"

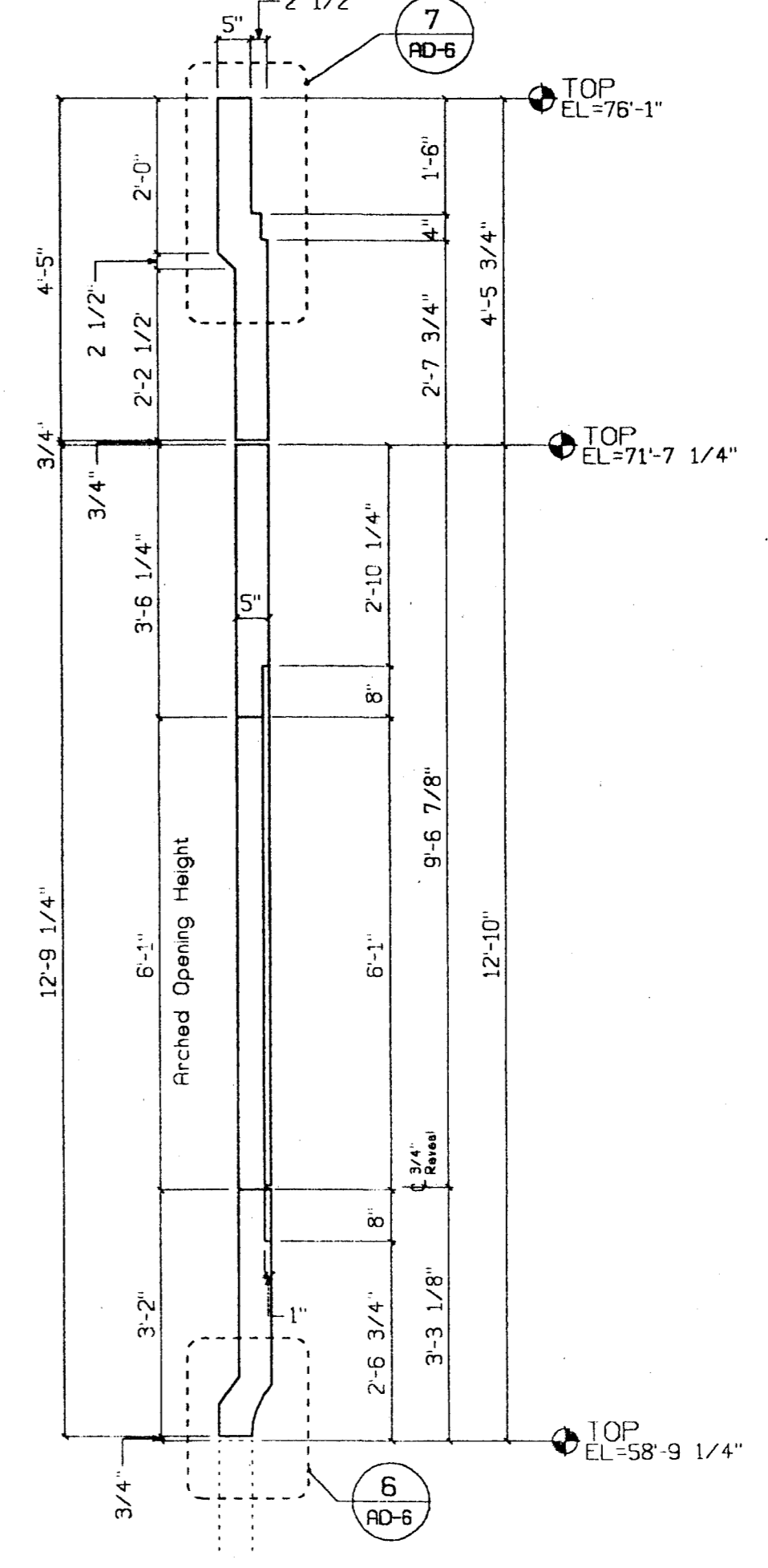
**B** Section at Sq. Openings  
AD-8 1/4"=1'-0"



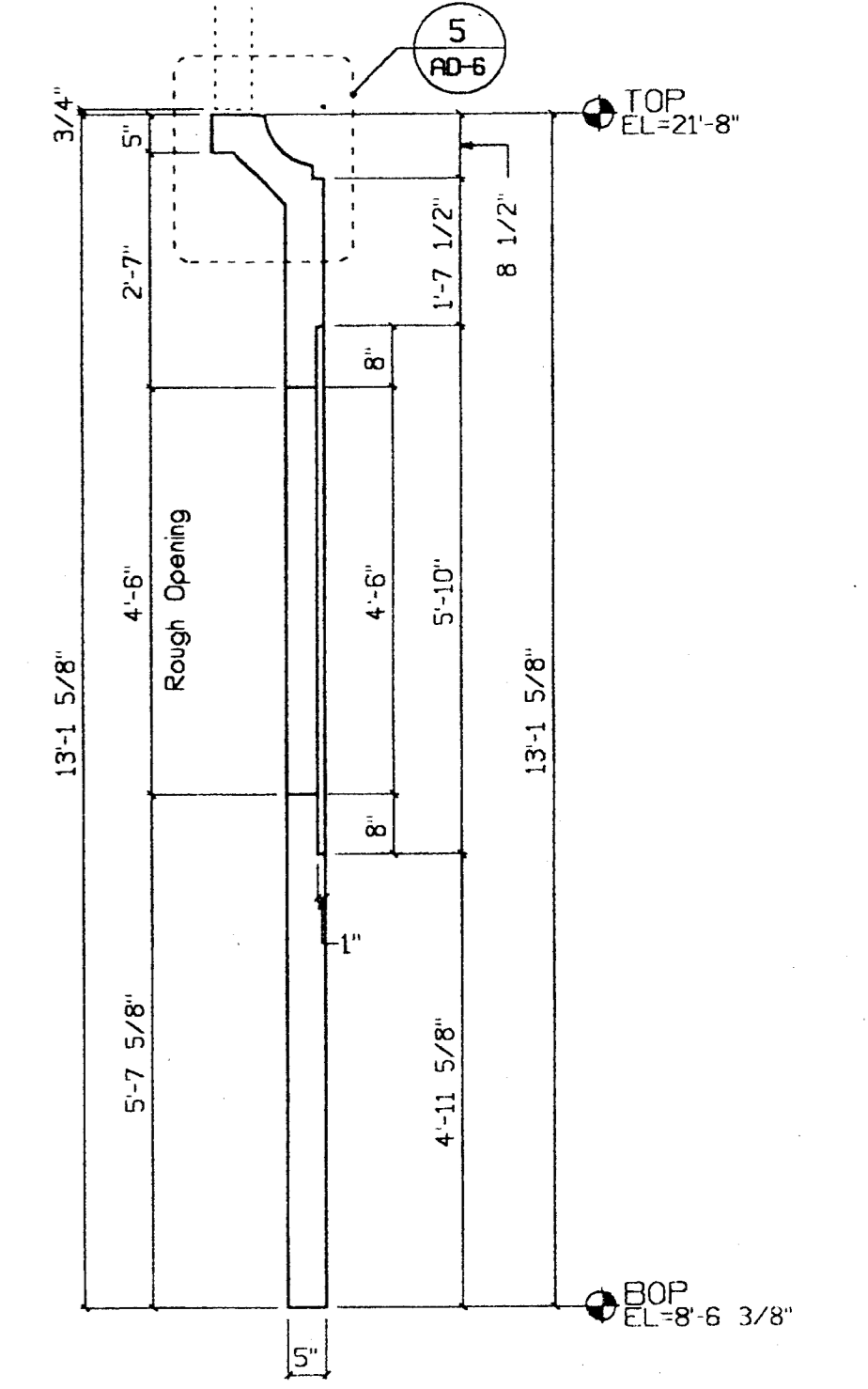
**4** Enlarged Section  
AD-8 1/2"=1'-0"



**3** Enlarged Section  
AD-8 1/2"=1'-0"




**2** Enlarged Section  
AD-8 1/2"=1'-0"



**1** Enlarged Section  
AD-8 1/2"=1'-0"

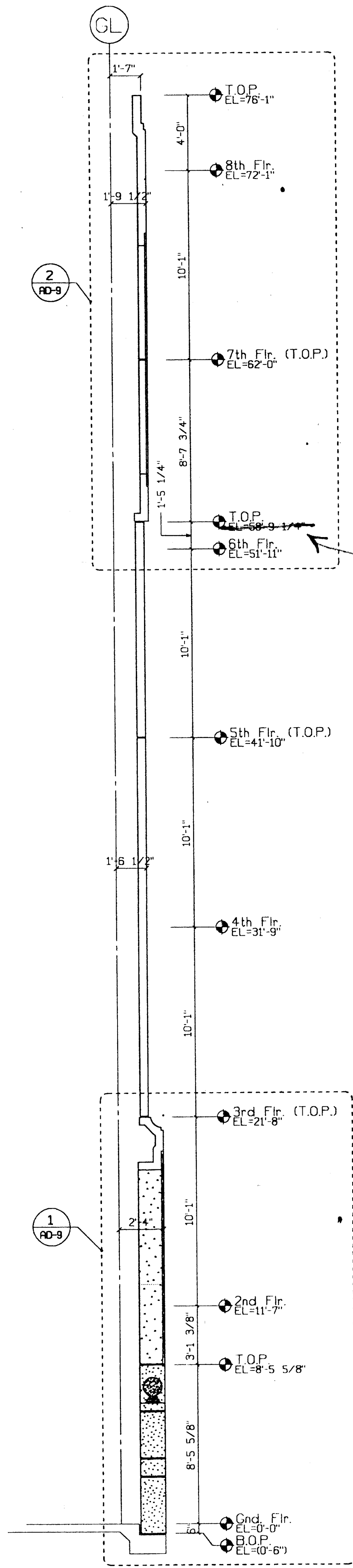
REVISIONS  
 1. 3/28/00  
 2. 3/28/00



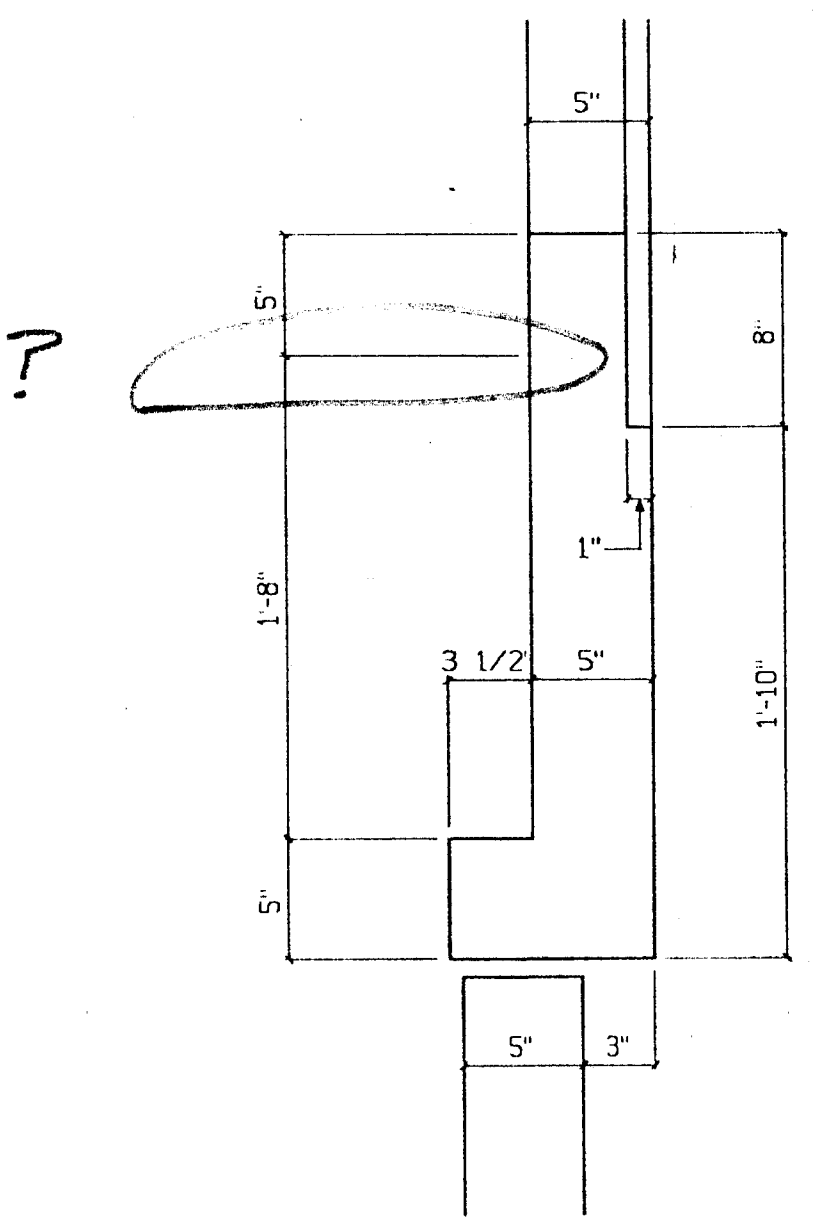
SUBMITTED  
 MAR 17 2000  
 CLARK PACIFIC

© CLARK PACIFIC 1999 ALL RIGHTS RESERVED <small>ALL DRAWINGS AND WRITTEN MATERIAL APPEARING HEREIN CONSTITUTE THE ORIGINAL, UNPUBLISHED WORK OF CLARK PACIFIC. PROTECTED BY COPYRIGHT, AND THE SAME MAY NOT BE DUPLICATED, USED, OR DISCLOSED WITHOUT THE WRITTEN CONSENT OF CLARK PACIFIC.</small>		ISSUED FOR CONSTRUCTION APPROVED <input checked="" type="checkbox"/>	SCALE: As Noted DATE: 1/17/00 PROJECT: Stockton CA, Parking Garage Arch. Details, Parking Struct.	GENERAL CONTRACTOR Turner Constr.	DRAWN BY: JM CHECKED BY:	JOB NO. 1282 DRAWING NUMBER AD-8
SUBMITTED ITEM BY DATE REV. DESCRIPTION DATE BY CHK.	JM 3/17/00	REVISIONS				

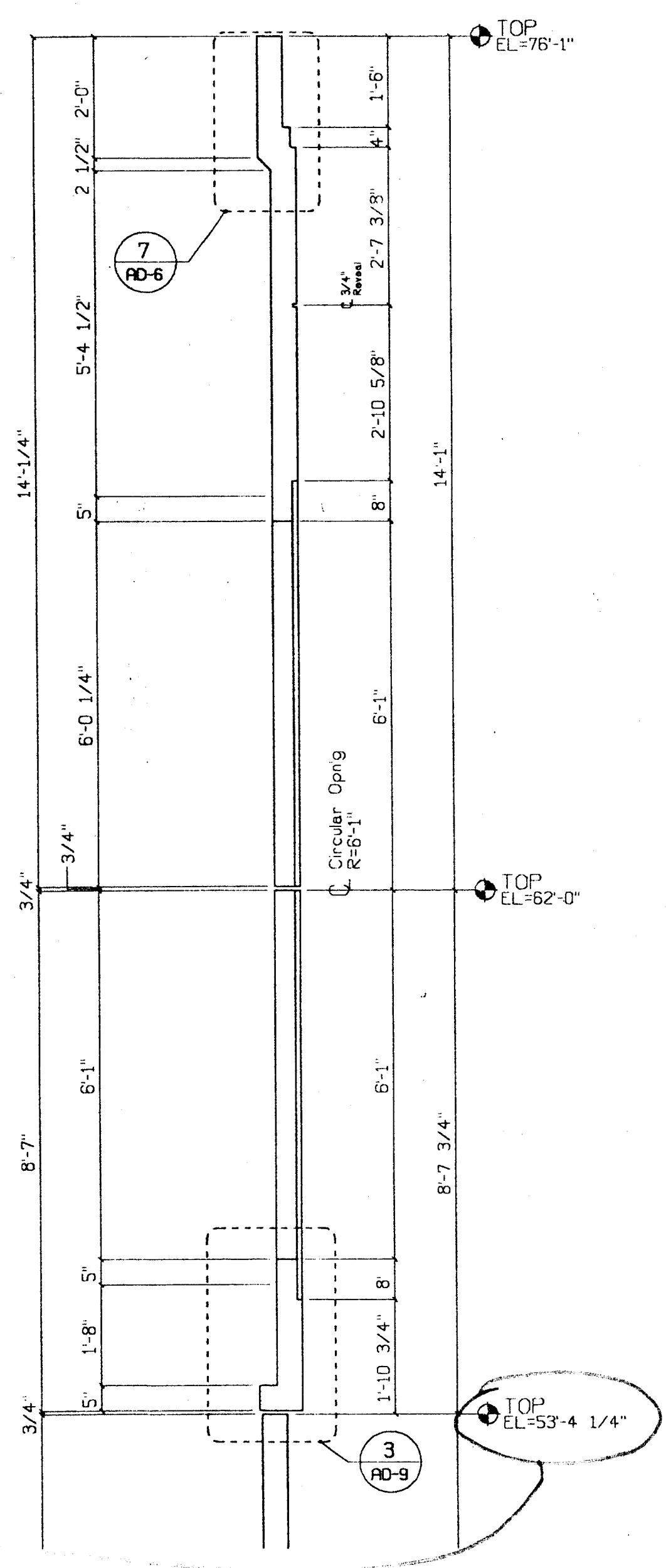




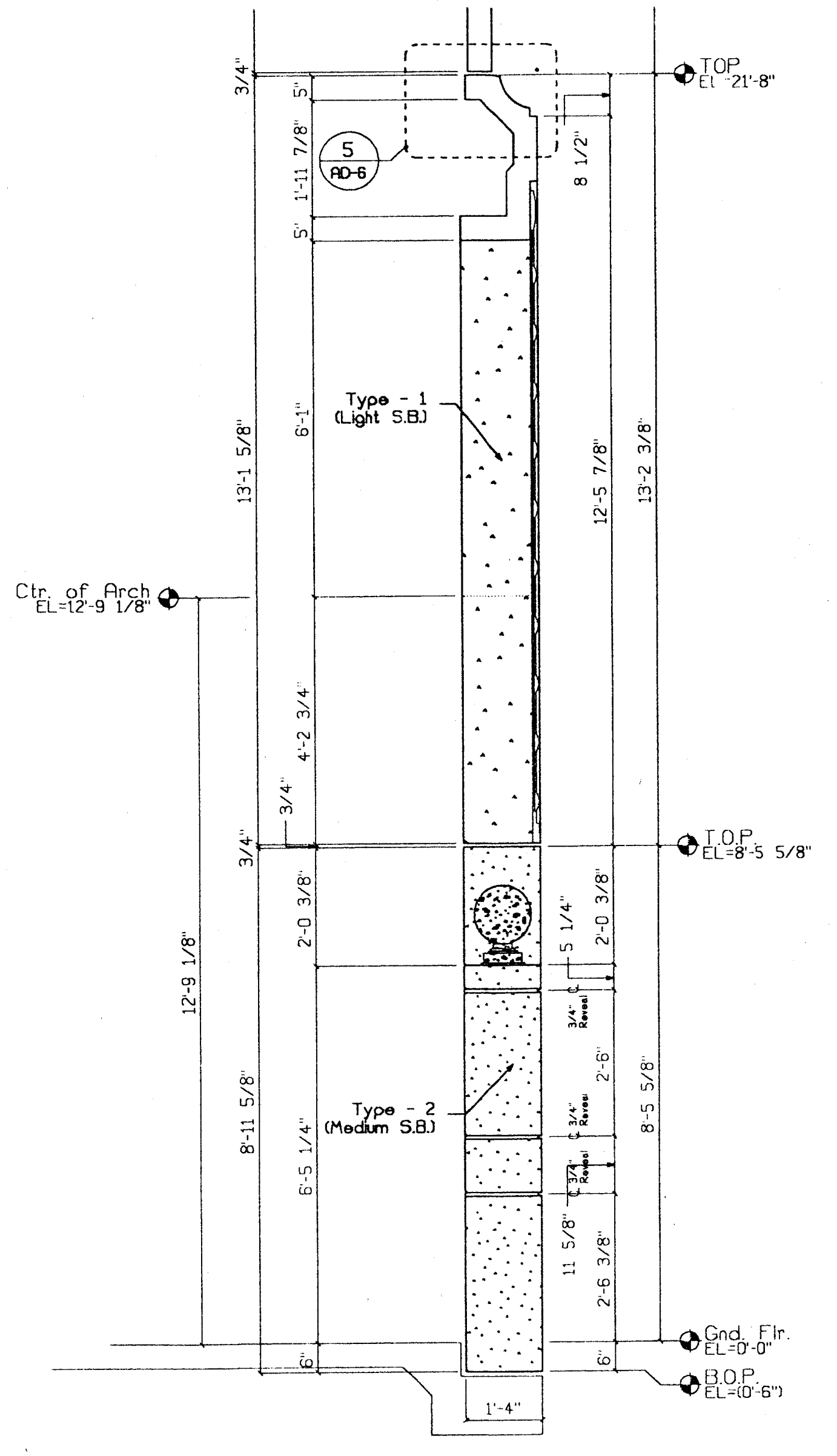
**A** Section at Entries  
AD-9 1/4"=1'-0"



**3** Section Detail  
AD-9 1 1/2"=1'-0"




**2** Enlarged Section  
AD-9 1/2"=1'-0"



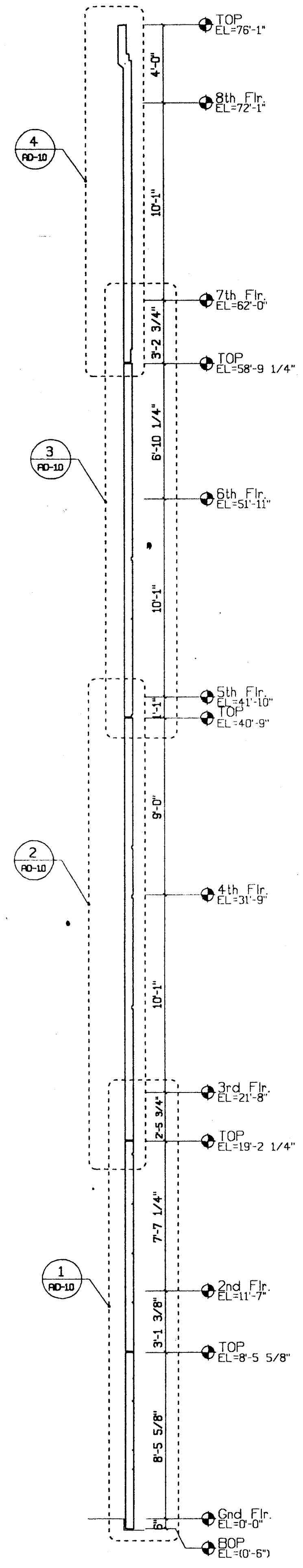
**1** Enlarged Section  
AD-9 1/2"=1'-0"

PROPOSED REVISIONS  
 BH 3/28/00

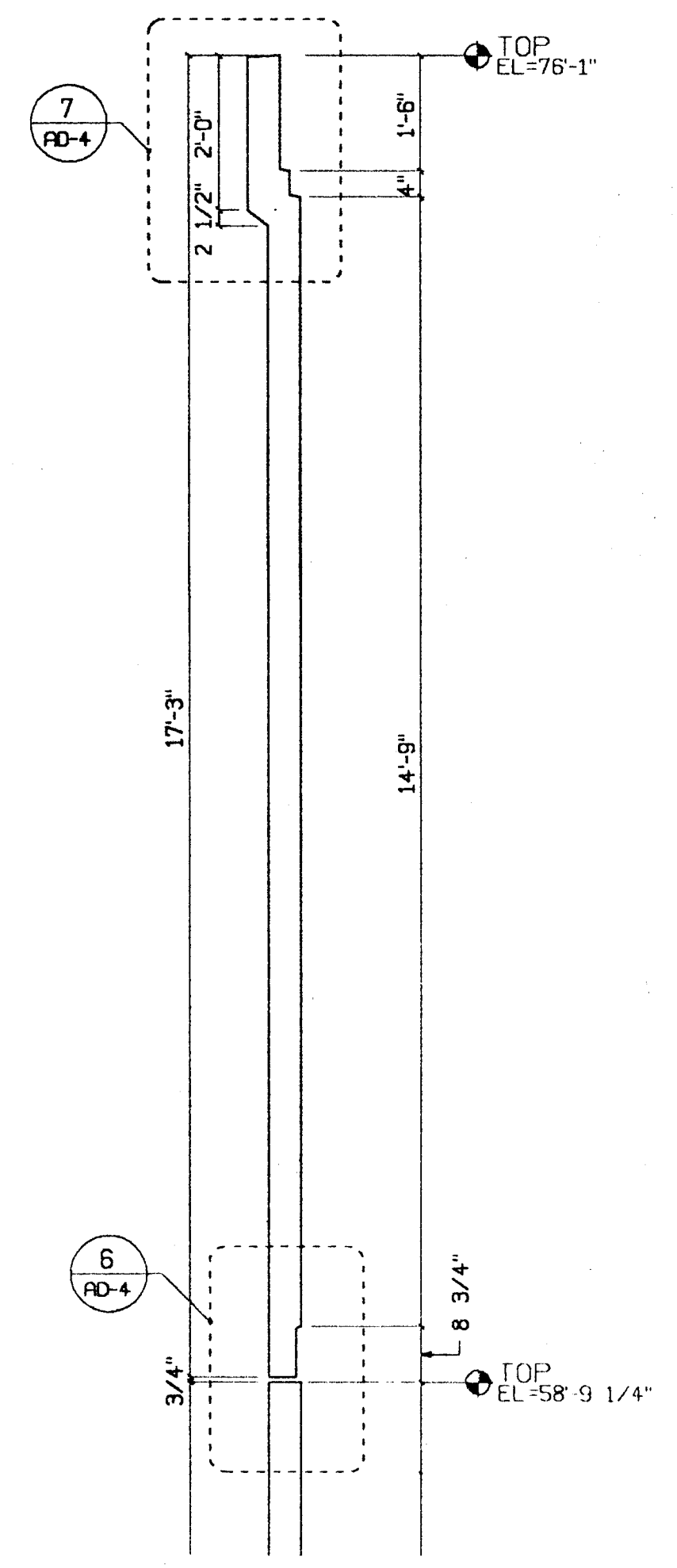


SUBMITTED  
 MAR 17 2000  
 CLARK PACIFIC

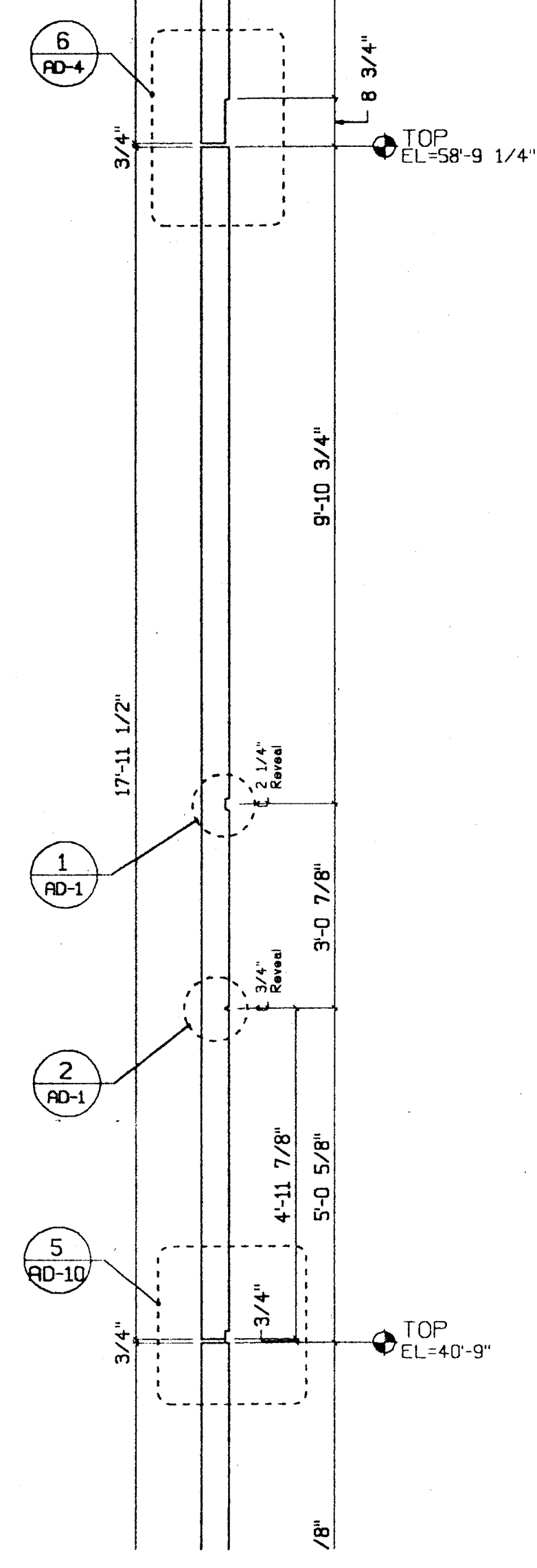
© CLARK PACIFIC 1999 ALL RIGHTS RESERVED <small>ALL DRAWINGS AND WRITTEN MATERIAL APPEARING HEREIN CONSTITUTE THE ORIGINAL, UNPUBLISHED WORK OF CLARK PACIFIC. PROTECTED BY COPYRIGHT, AND THE SAME MAY NOT BE DUPLICATED, USED, OR DISCLOSED WITHOUT THE WRITTEN CONSENT OF CLARK PACIFIC.</small>				ISSUED FOR CONSTRUCTION APPROVED <input checked="" type="checkbox"/>				CLARK PACIFIC 1980 South River Road West Sacramento CA 95691 TEL: (916) 371-0005 FAX: (916) 372-0323			
SCALE: As-Noted DATE: 1/17/00		GENERAL CONTRACTOR Turner Constr.		DRAWN BY: JM CHECKED BY:		PROJECT: Stockton CP, Parking Garage JOB NO. 1282		DRAWING NUMBER AD-9			
ITEM	BY	DATE	REV.	DESCRIPTION	DATE	BY	CHK.	Arch. Details, Parking Struct.			
REVISIONS											



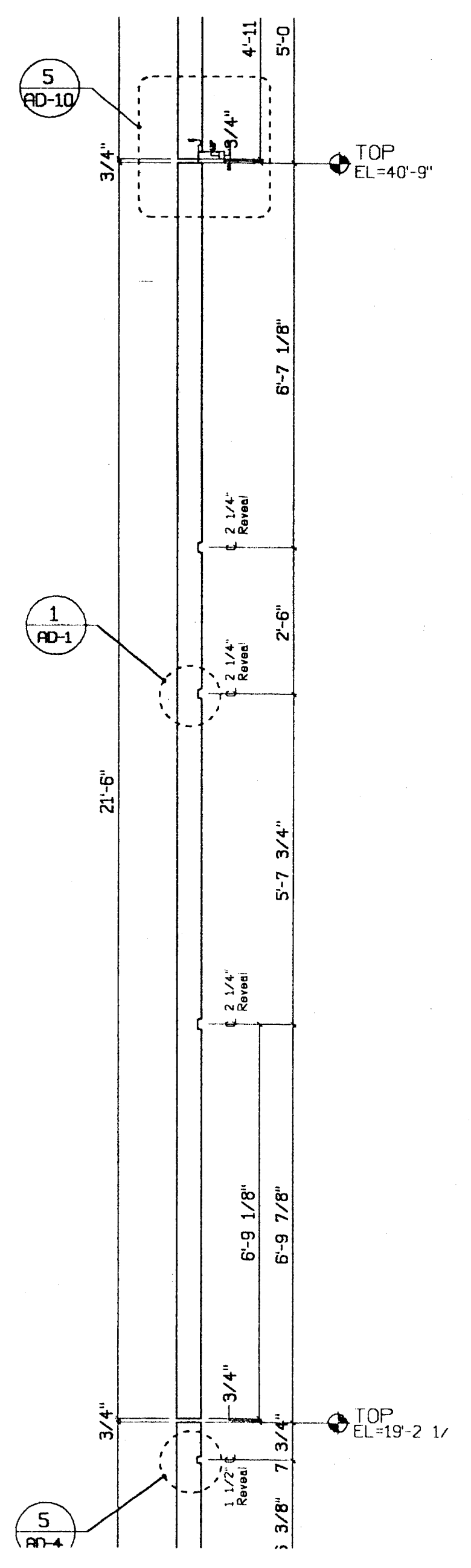
1 A Bldg. Sect., Flat Wall  
AD-10 1/4"=1'-0"



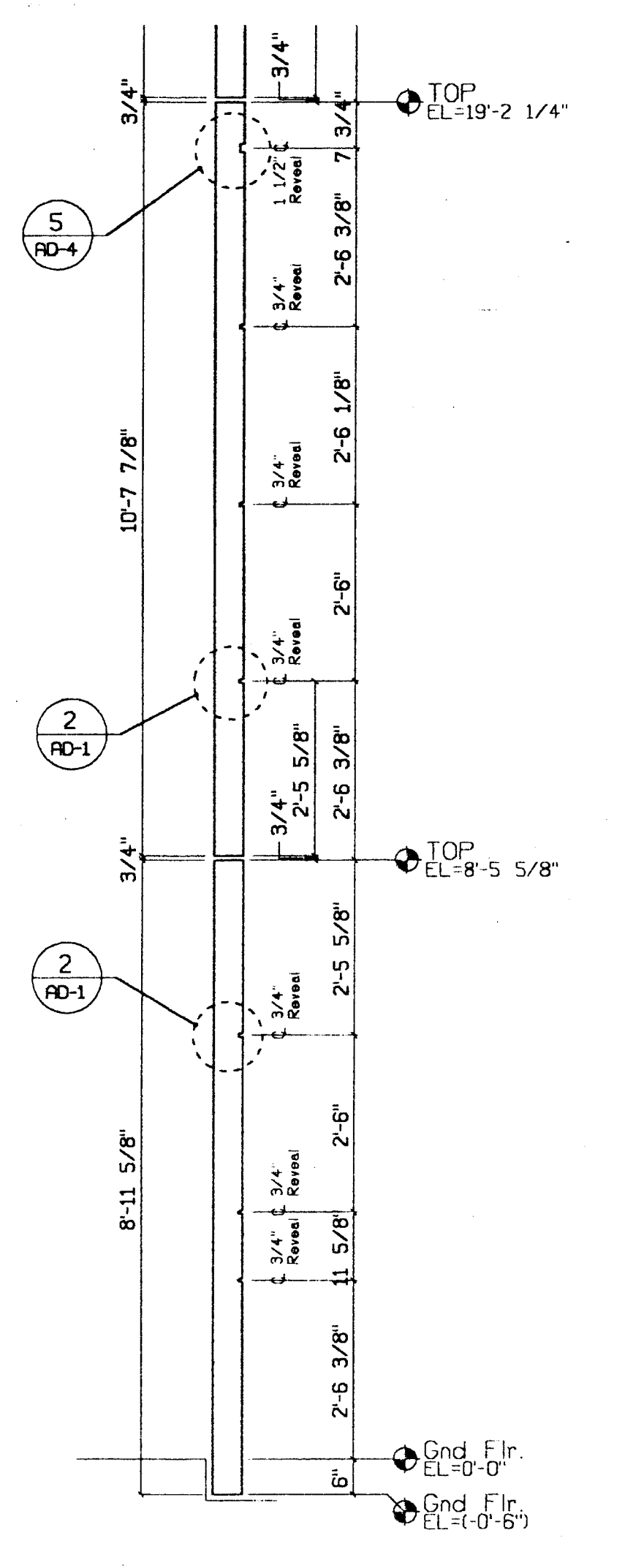
4 Panel Section Details  
AD-10 1/2"=1'-0"



3 Panel Section Details  
AD-10 1/2"=1'-0"



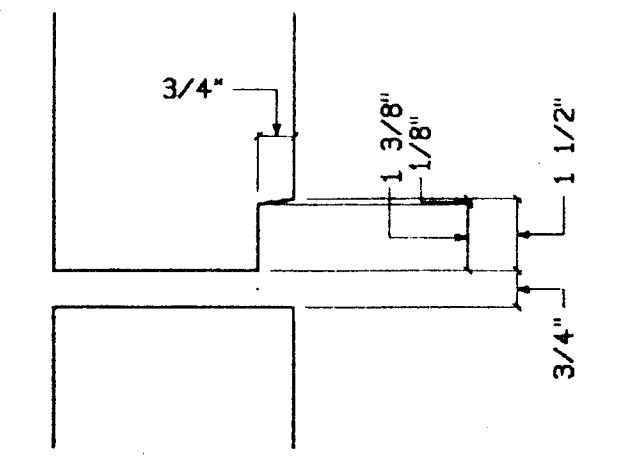
2 Panel Section Details  
AD-10 1/2"=1'-0"




1 Panel Section Details  
AD-10 1/2"=1'-0"

MOST DETAIL REFERENCES  
APPEAR TO BE WRONG

CLARK PACIFIC  
BH 3/28/00

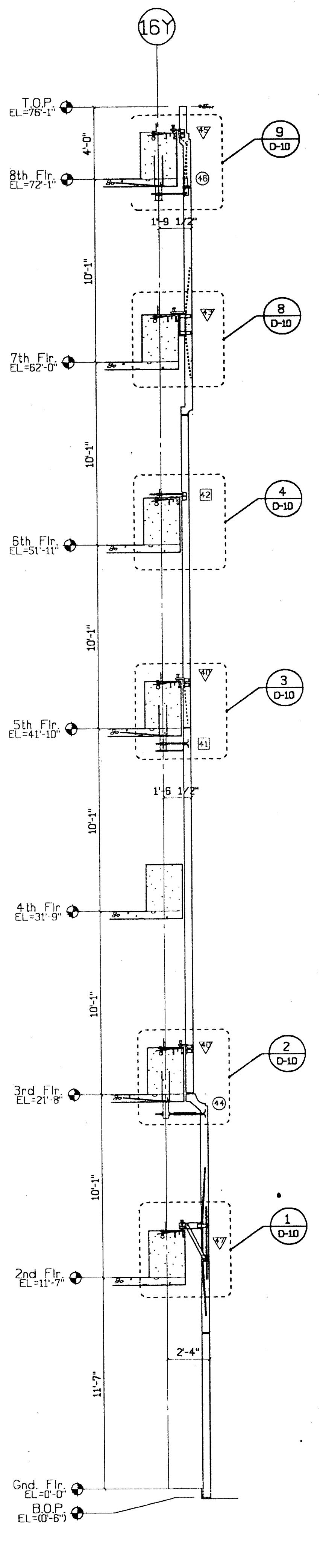


5 2 1/4" Jt. Detail  
AD-10 3"=1'-0"

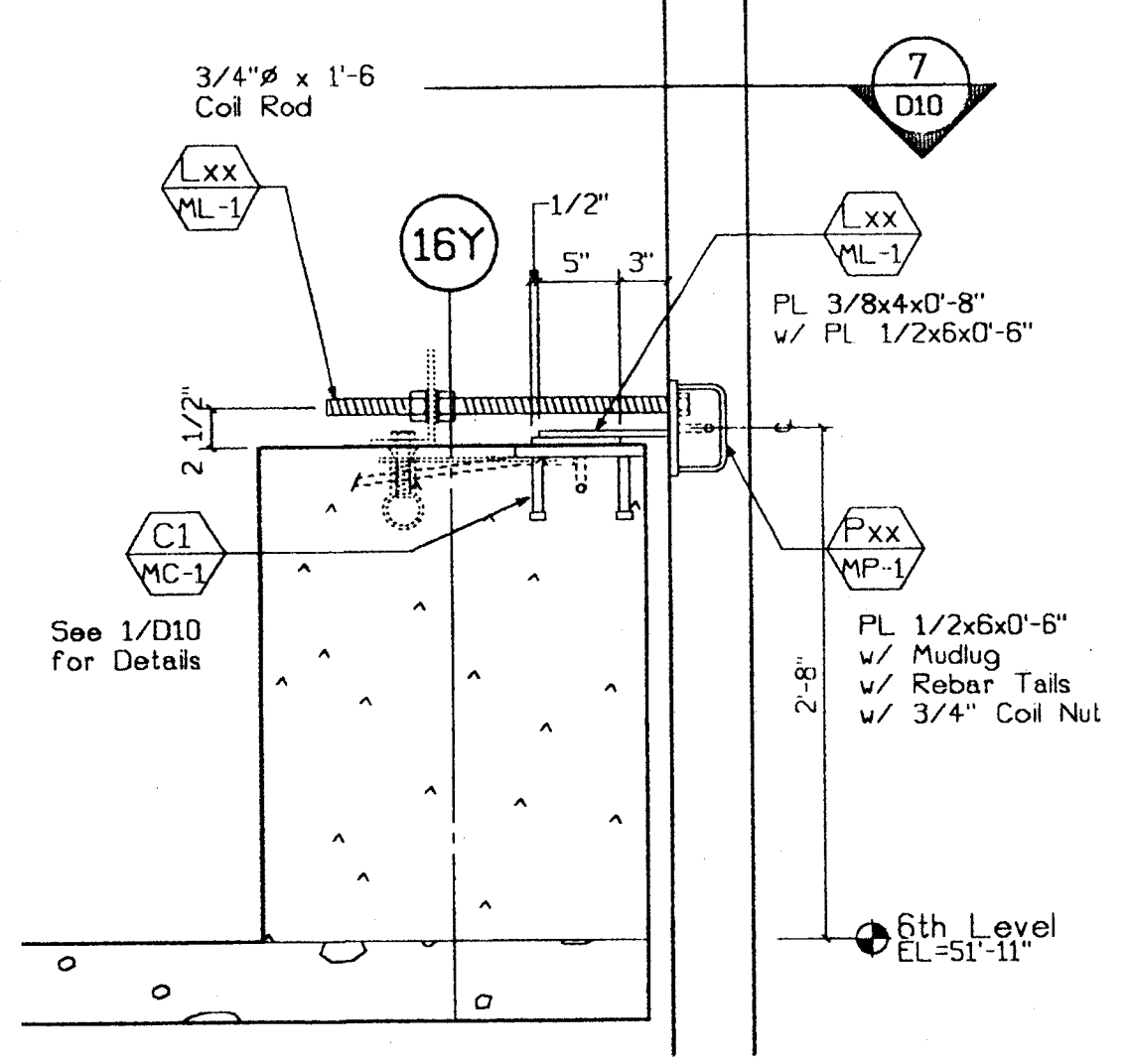


SUBMITTED  
MAR 17 2000  
CLARK PACIFIC

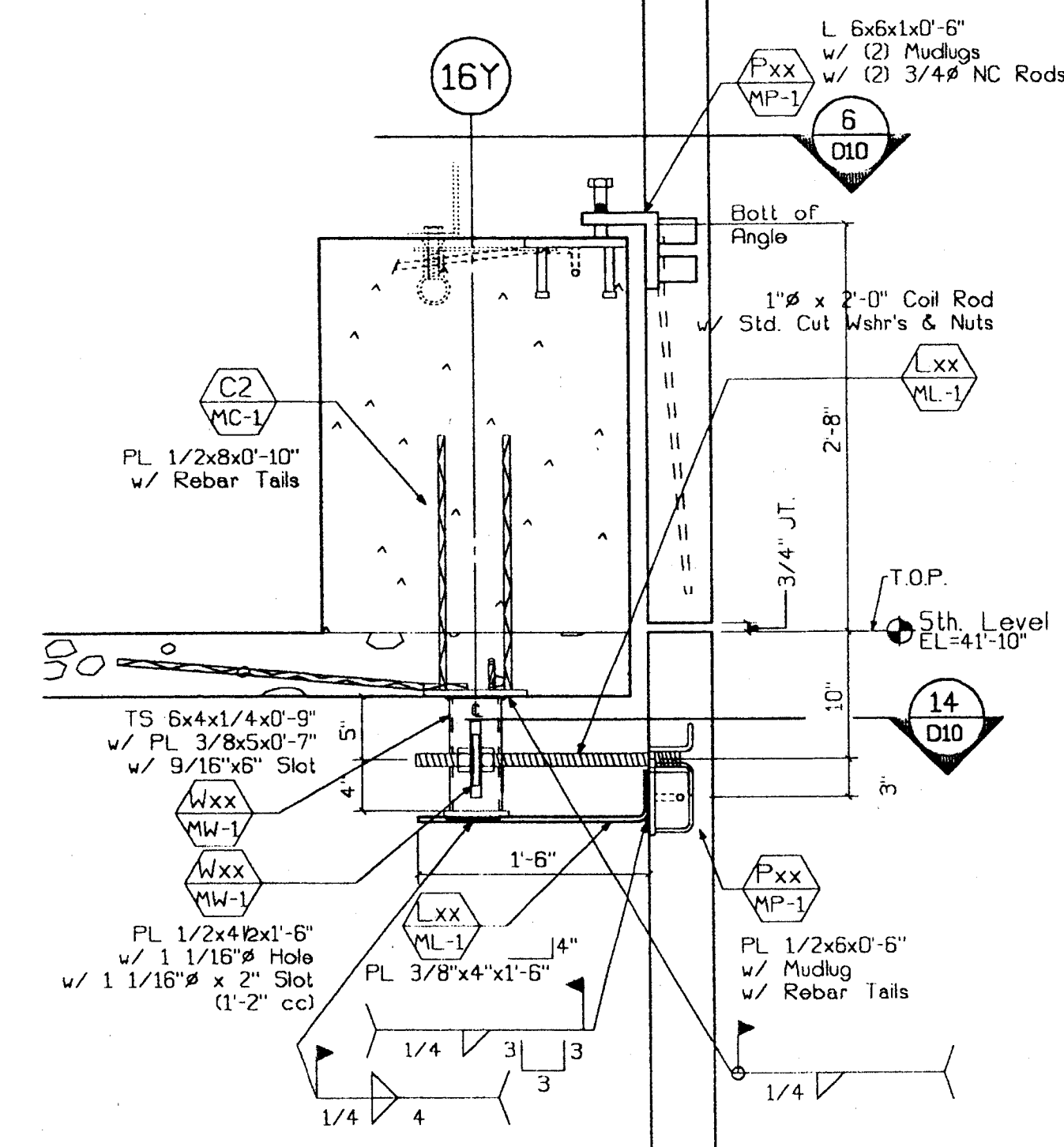
© CLARK PACIFIC 1999 ALL RIGHTS RESERVED <small>ALL DRAWINGS AND WRITTEN MATERIAL APPEARING HEREIN CONSTITUTE THE ORIGINAL, UNPUBLISHED WORK OF CLARK PACIFIC. PROTECTED BY COPYRIGHT, AND THE SAME MAY NOT BE DUPLICATED, USED, OR DISCLOSED WITHOUT THE WRITTEN CONSENT OF CLARK PACIFIC.</small>		DESIGNED FOR CONSTRUCTION APPROVED		SUBMITTED JM 3/17/00 ITEM BY DATE		REVISIONS DATE BY CHK.		CLARK PACIFIC 1980 South River Road West Sacramento CA 95691 TEL: (916) 371-0305 FAX: (916) 372-0323		GENERAL CONTRACTOR Turner Constr.		DRAWN BY: JM CHECKED BY:	
PROJECT: Stockton CA, Parking Garage								JOB NO. 1282		DRAWING NUMBER AD-10			
Arch. Details, Parking Struct.										ARCHITECT: CLARK PACIFIC			



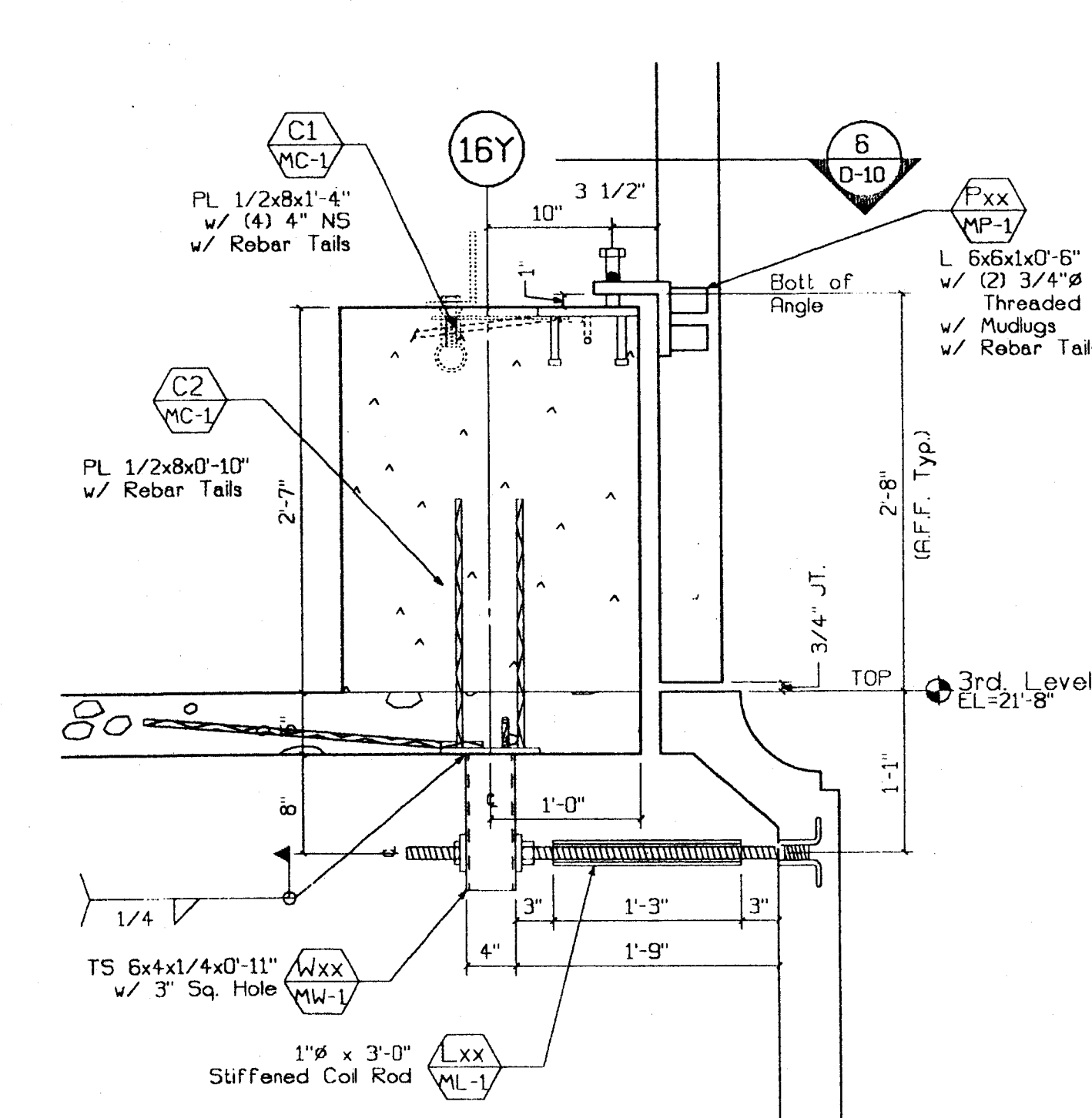
**A Building Section**  
D-10 1/4"=1'-0"



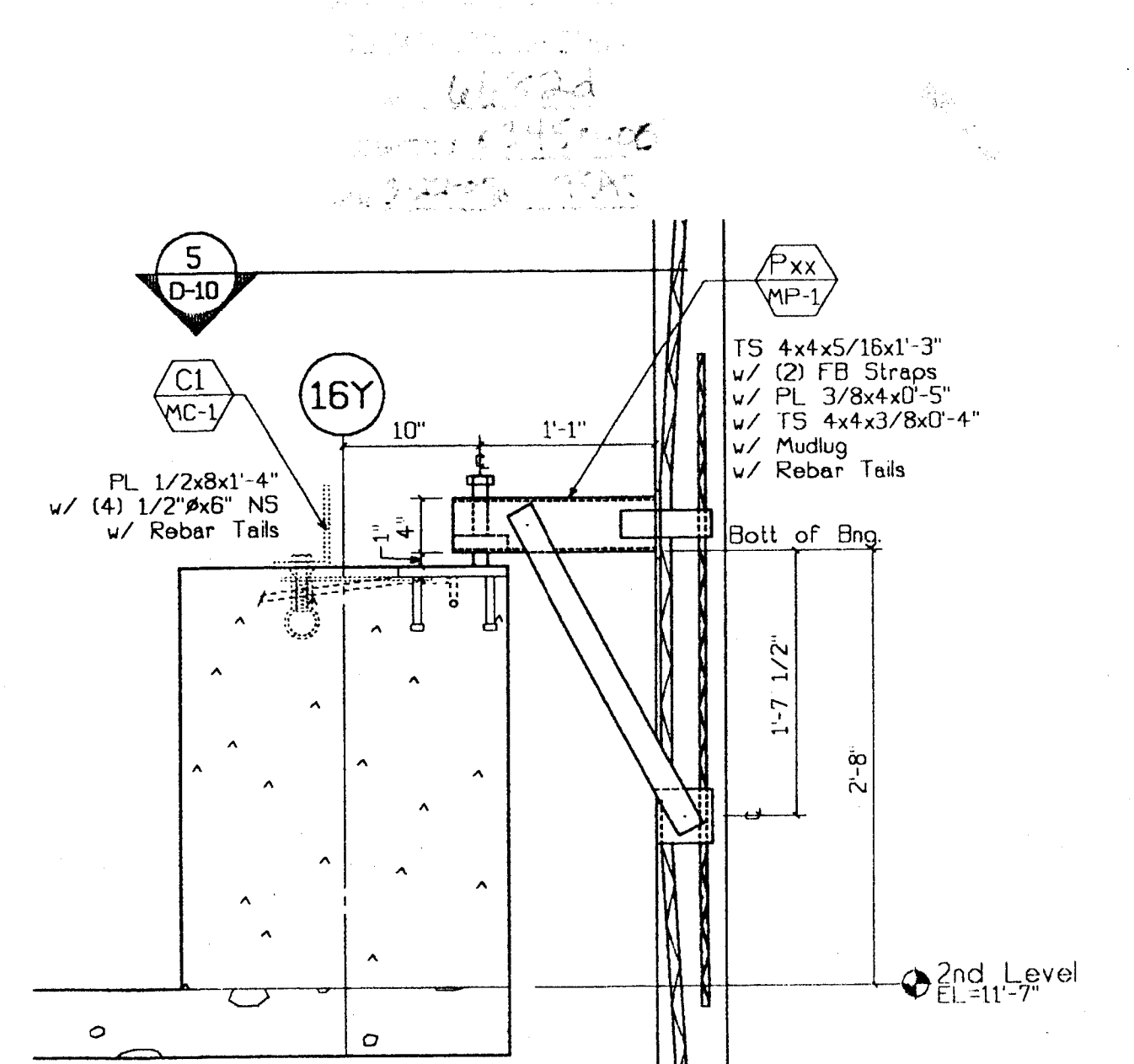
**4 Section - Lateral**  
D-10 1"=1'-0" Type: [2]



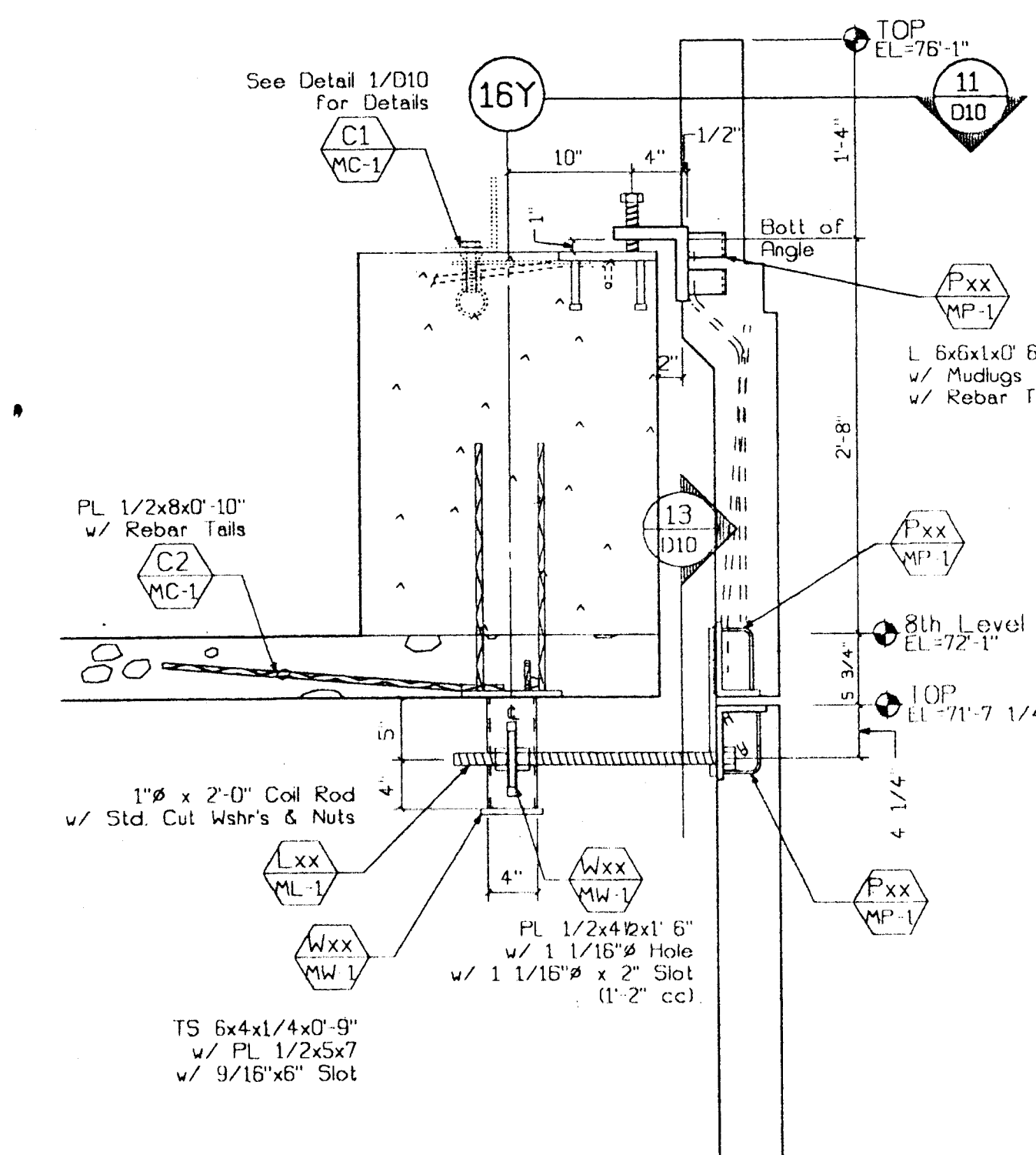
**3 Sect. - Rocking Bng & P/P**  
D-10 1"=1'-0" Type: [Top] [Bottom]



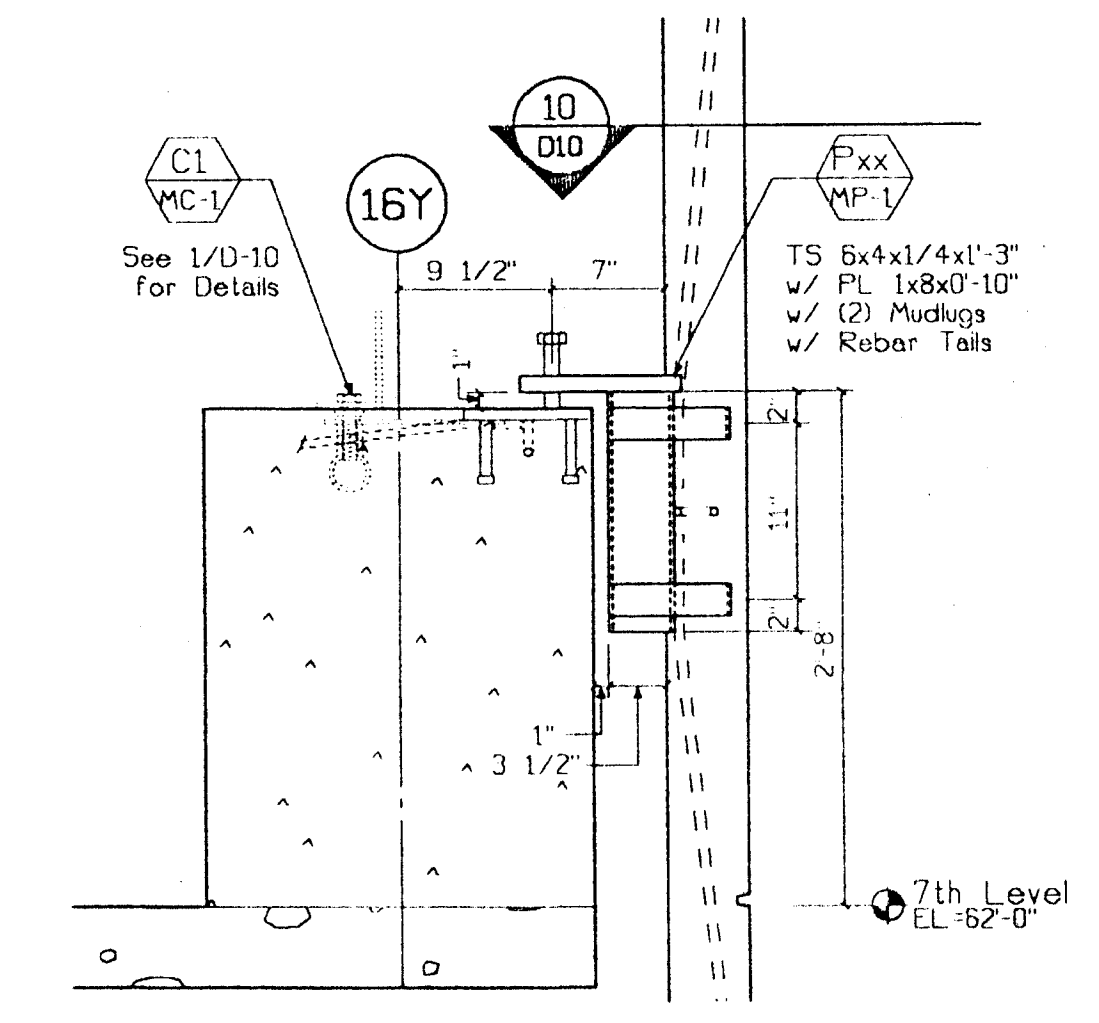
**2 Sect. - Rocking Bng & P/P**  
D-10 1"=1'-0" Type: [Top] [Bottom]



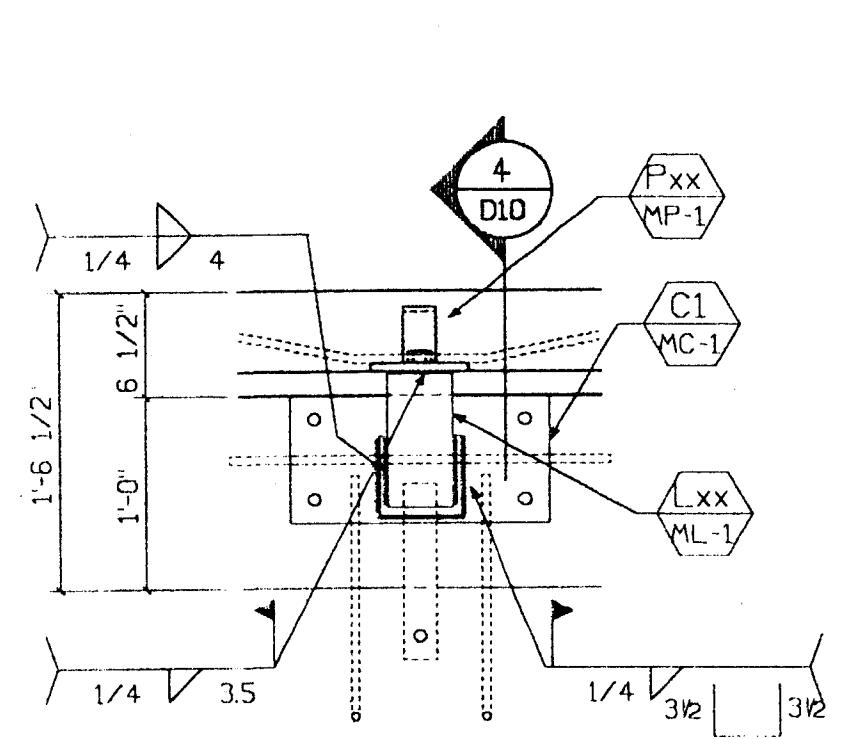
**1 Section - Bearing**  
D-10 1"=1'-0" Type: [V]



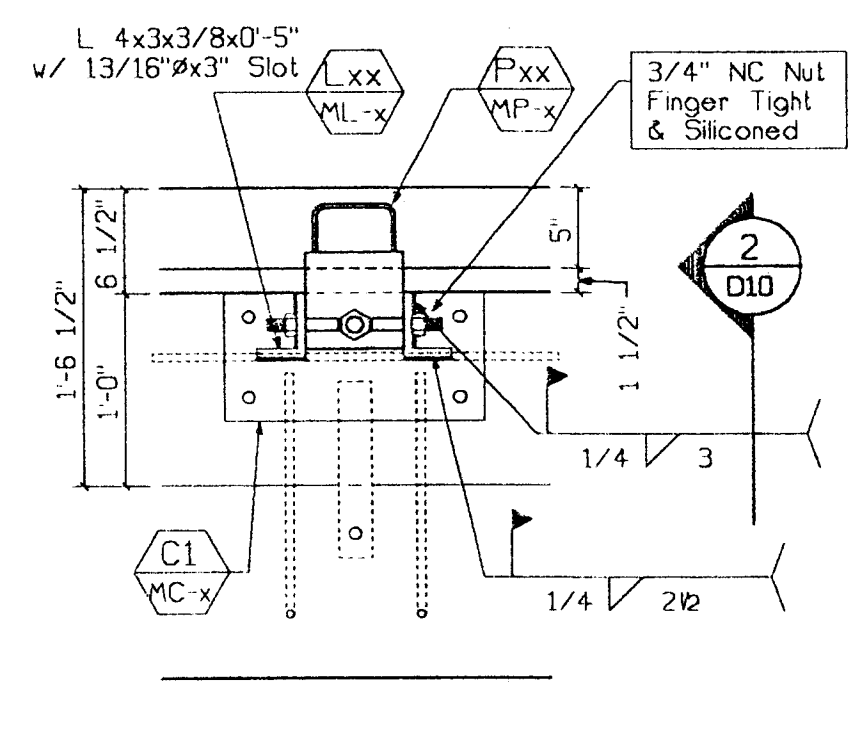
**9 Section - Bng & P/P**  
D-10 1"=1'-0" Type: [Top] [Bottom]



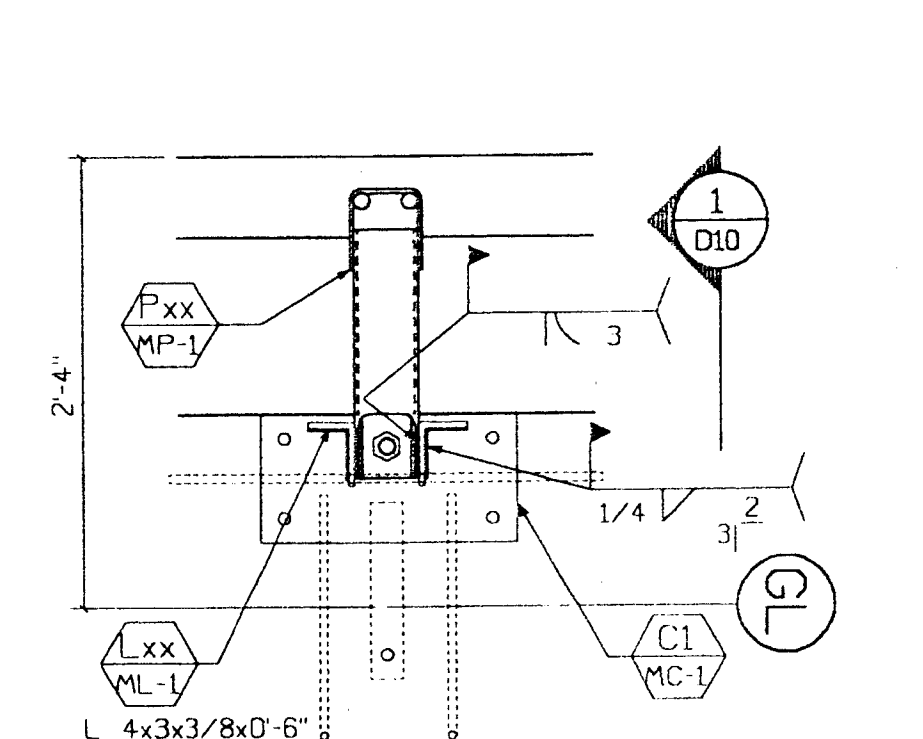
**8 Section - Bearing**  
D-10 1"=1'-0" Type: [V]



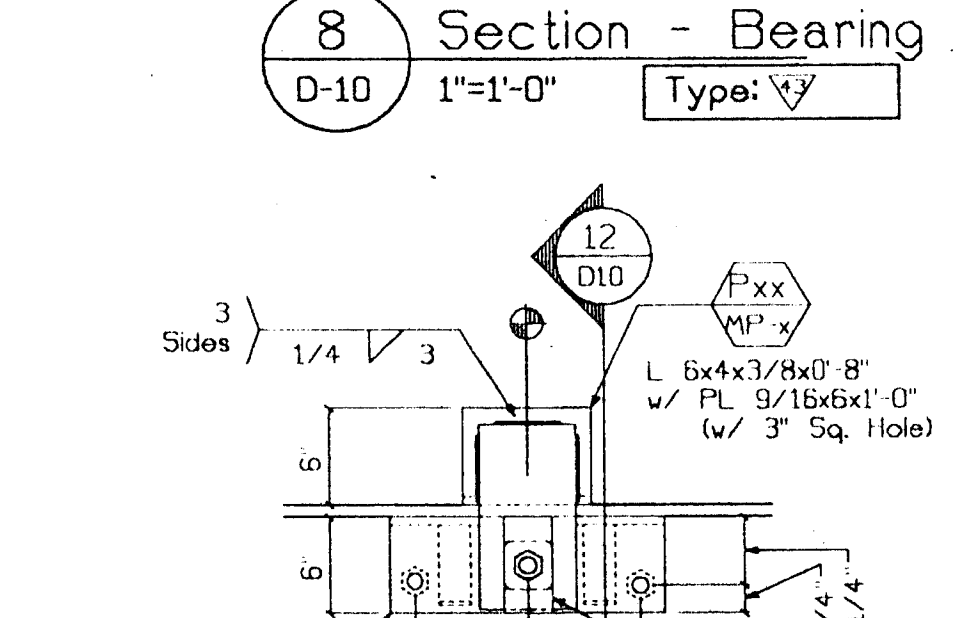
**7 Plan - Lateral**  
D-10 1"=1'-0" Type: [2]



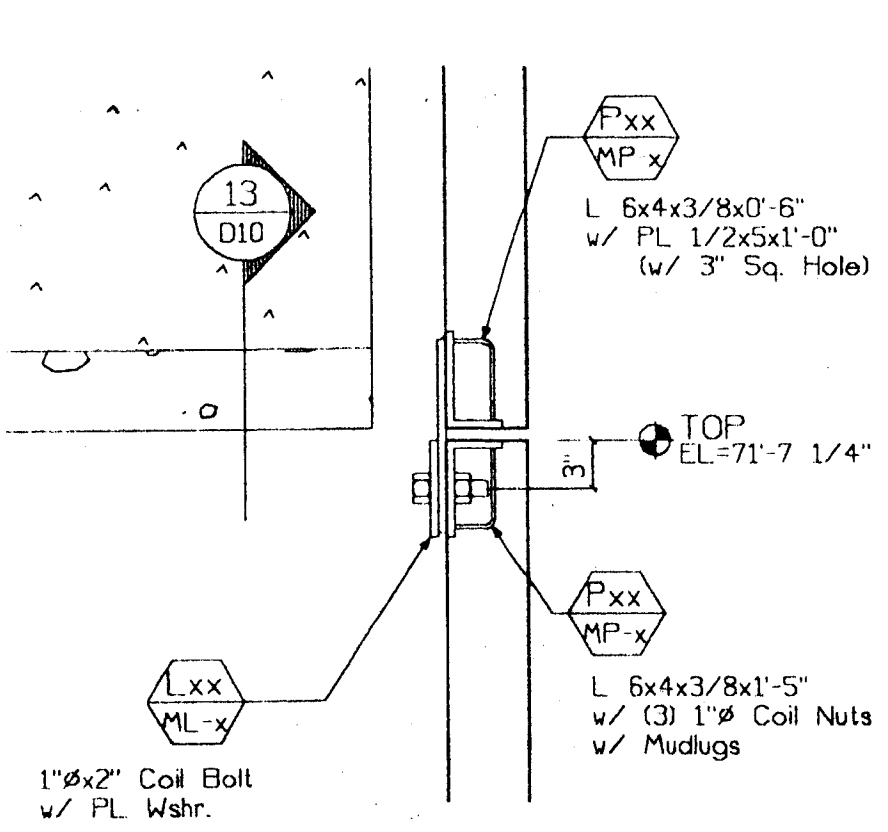
**6 Plan - Rocking Conn.**  
D-10 1"=1'-0" Type: [V]



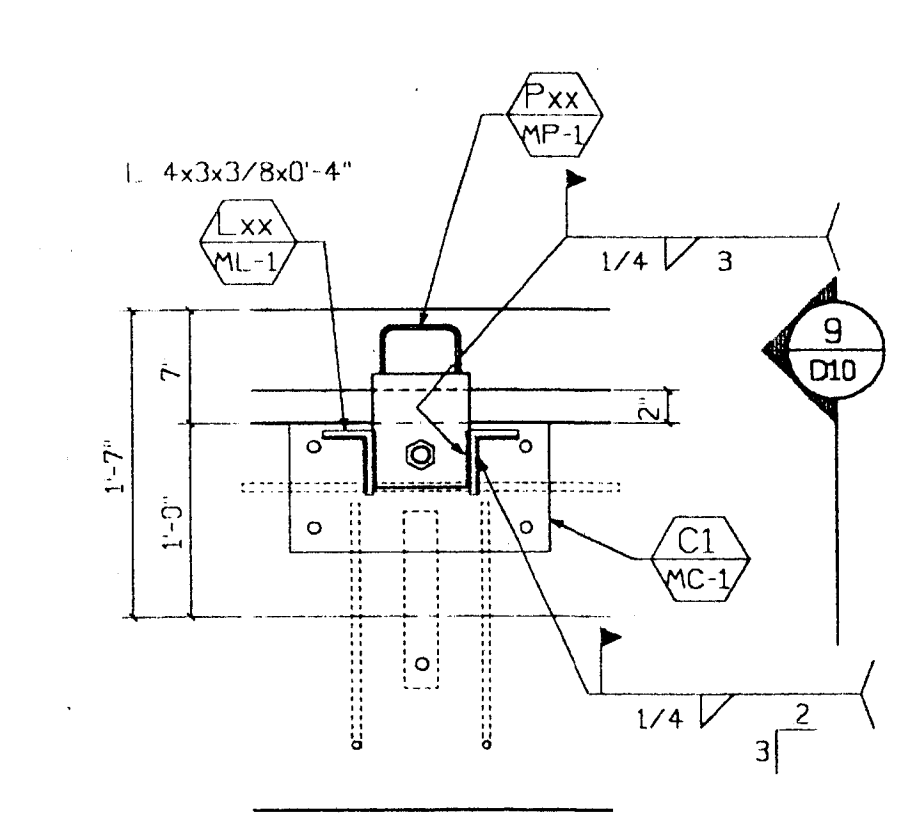
**5 Plan - Bearing**  
D-10 1"=1'-0" Type: [V]



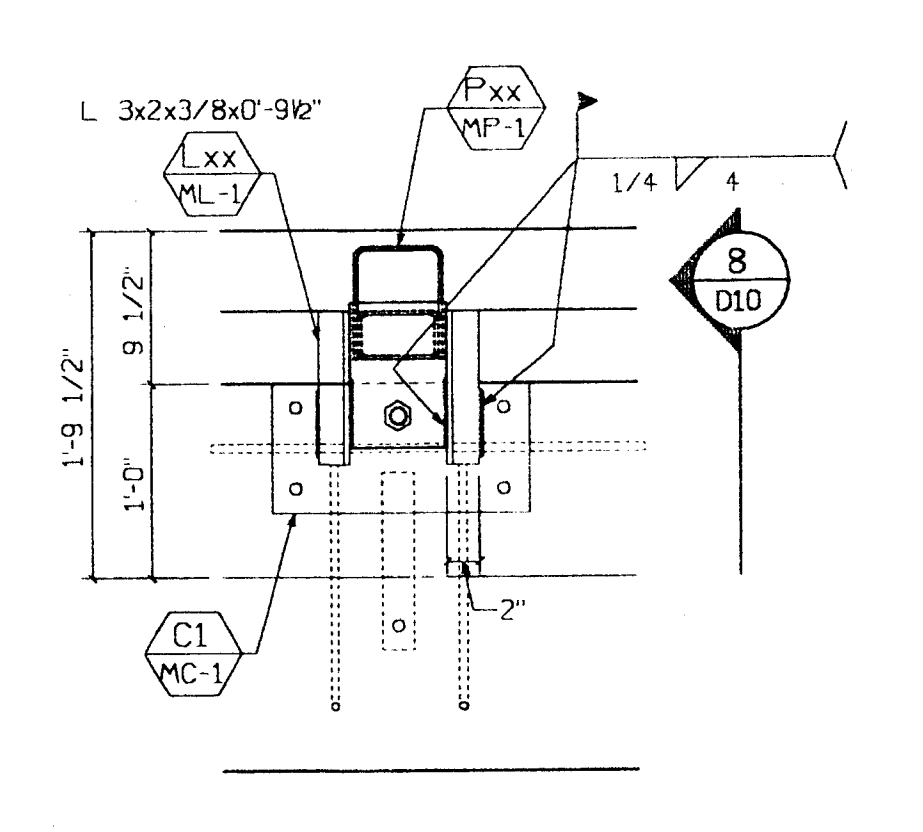
**13 BOP - Shiplap**  
D-10 1"=1'-0" Type: [46]



**12 Section - Shiplap**  
D-10 1"=1'-0" Type: [46]




**11 Plan - Bearing at Parapet**  
D-10 1"=1'-0" Type: [V]



**10 Section**  
D-10 1"=1'-0" Type: [V]

BH 3/28/00



CLARK PACIFIC 1999  
ALL RIGHTS RESERVED

ALL DRAWINGS AND WRITTEN MATERIAL APPEARING HEREIN CONSTITUTE THE ORIGINAL, UNPUBLISHED WORK OF CLARK PACIFIC, PROTECTED BY COPYRIGHT, AND THE SAME MAY NOT BE REPRODUCED, USED, OR DISCLOSED WITHOUT THE WRITTEN CONSENT OF CLARK PACIFIC.

ITEM	BY	DATE	REV.	DESCRIPTION	DATE	BY	CHK.
REVISIONS							

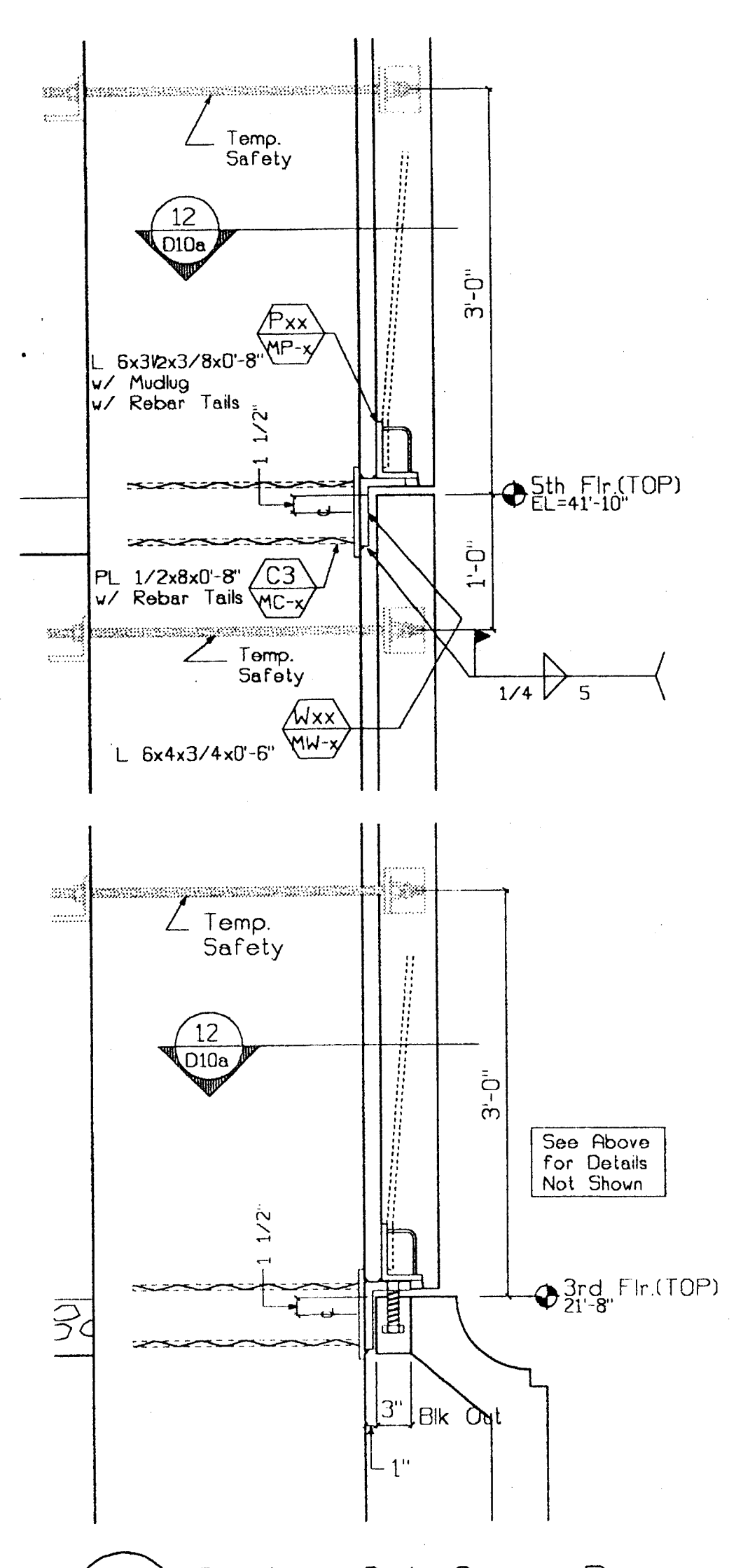
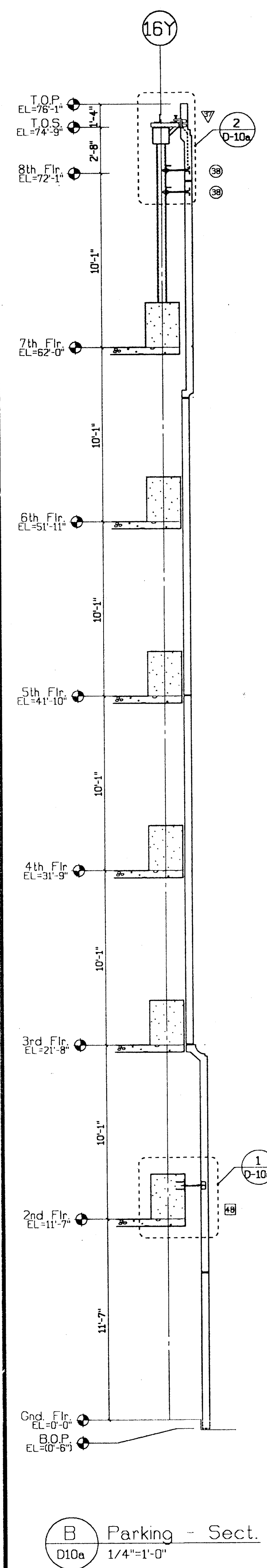
**CLARK PACIFIC**  
1980 South River Road  
West Sacramento CA 95691  
TEL: (916) 371-0605  
FAX: (916) 372-0323

SCALE: 1"=1'-0"  
DATE: 9/9/99  
SUBMITTED: JM 3/17/00

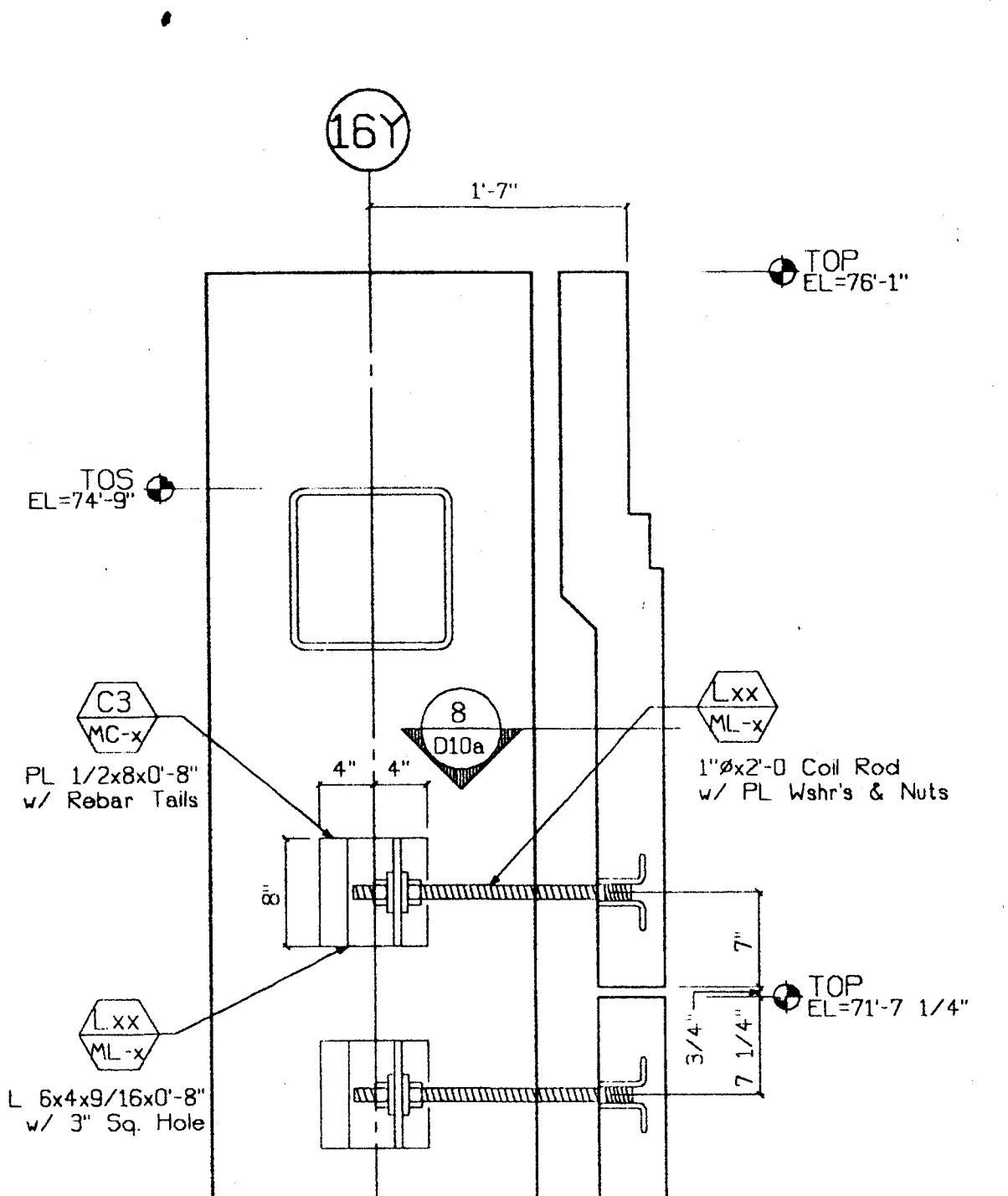
GENERAL CONTRACTOR  
Turner Constr.

PROJECT: Stockton CA, Parking Garage  
JOB NO. 1282  
DRAWING NUMBER D-10

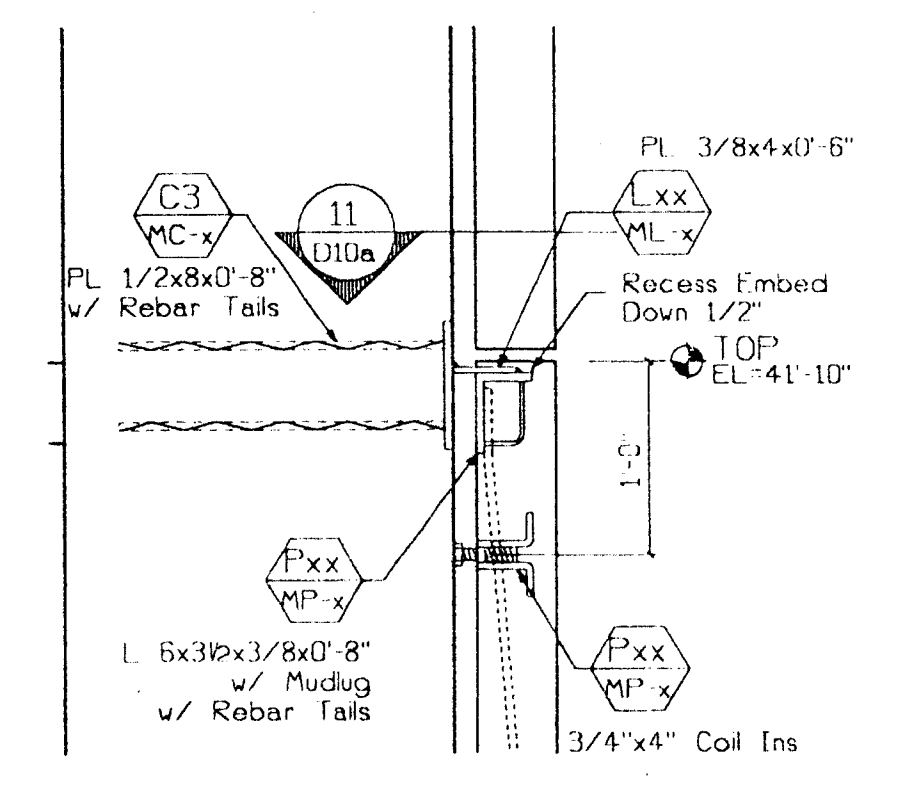
CLARK PACIFIC  
SUBMITTED  
MAR 17 2000  
CLARK PACIFIC



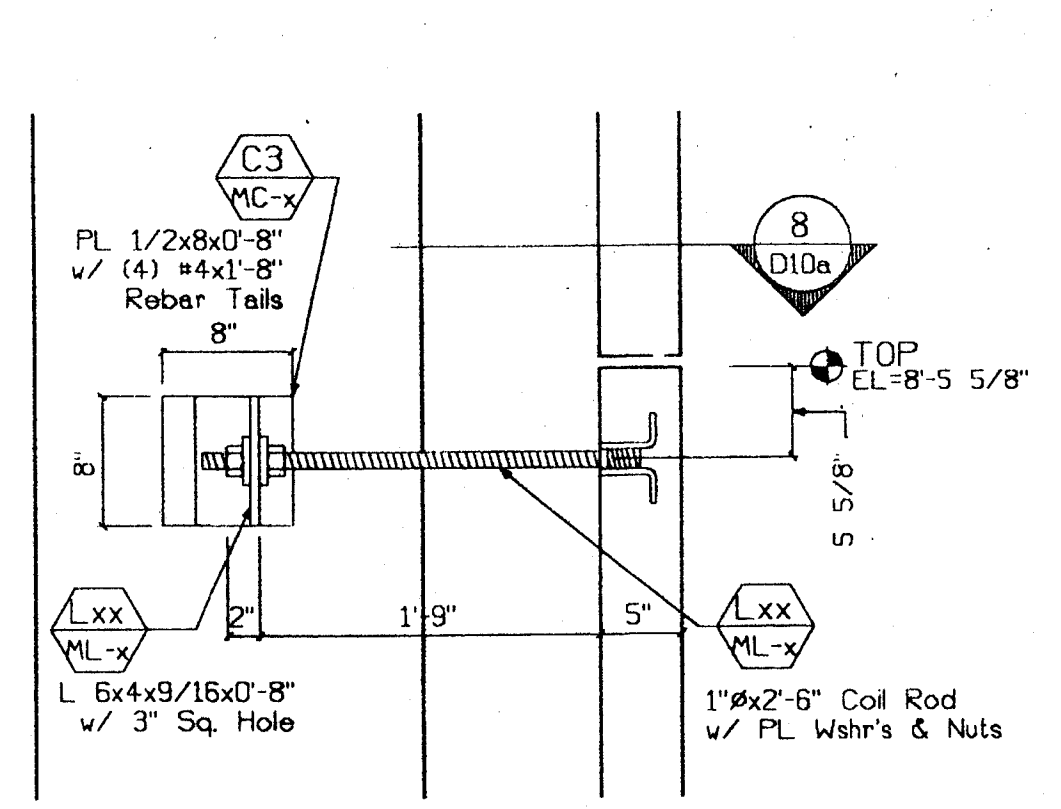
5 Sect. - Col. Cover Bng.  
D10a 1"=1'-0" Type: 138



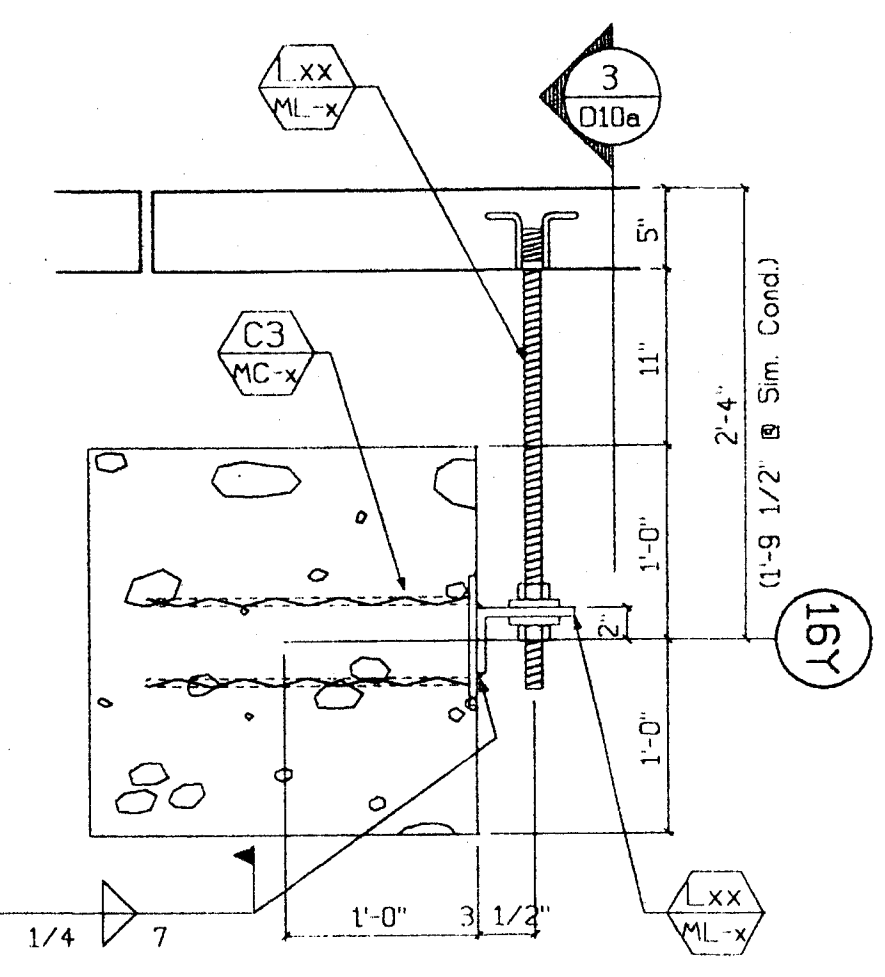
4 Conn. Section  
D10a 1"=1'-0" Type: 138 Top  
Type: 138 Bott.



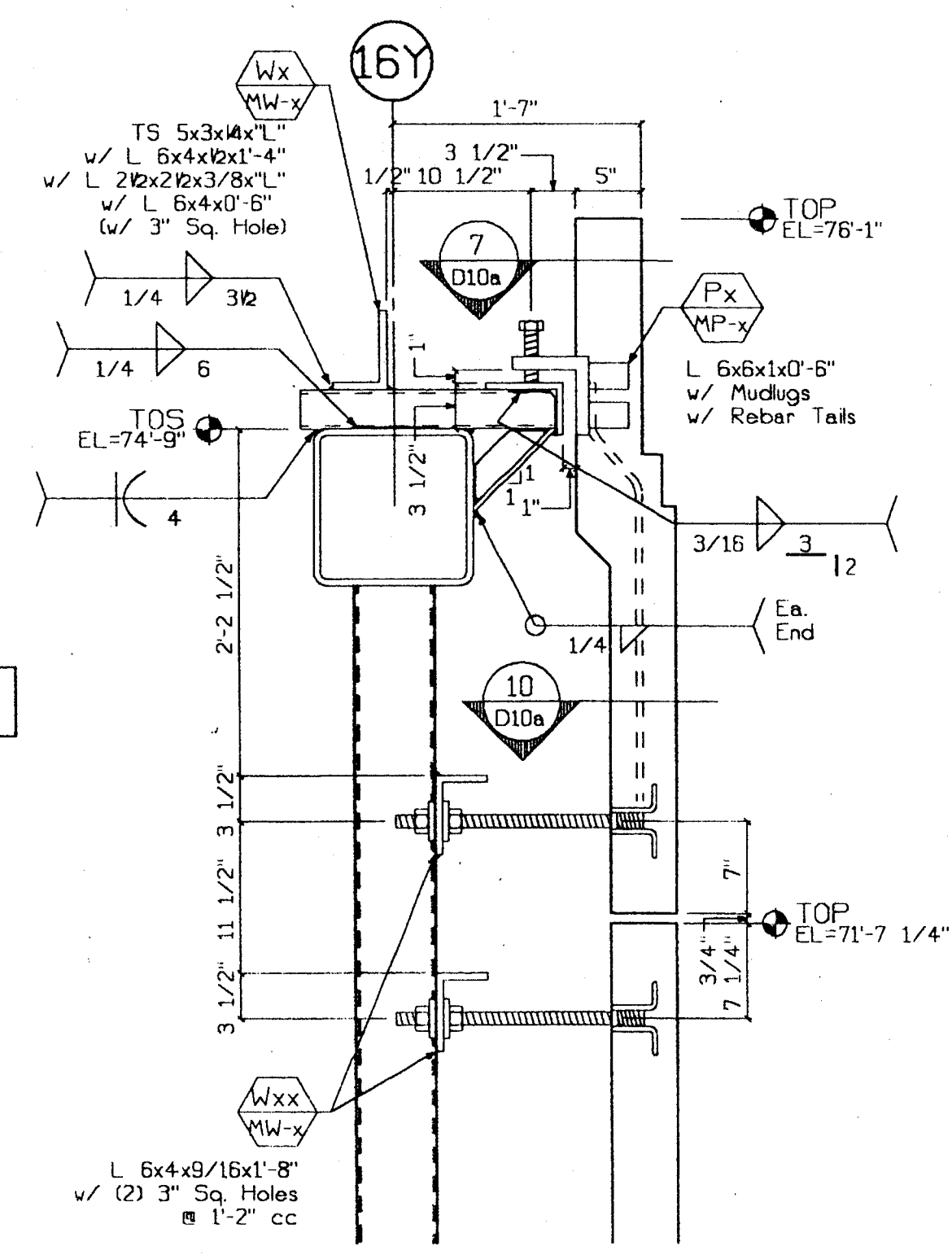
9 Section - Lateral Conn.  
D10a 1"=1'-0" Type: 138



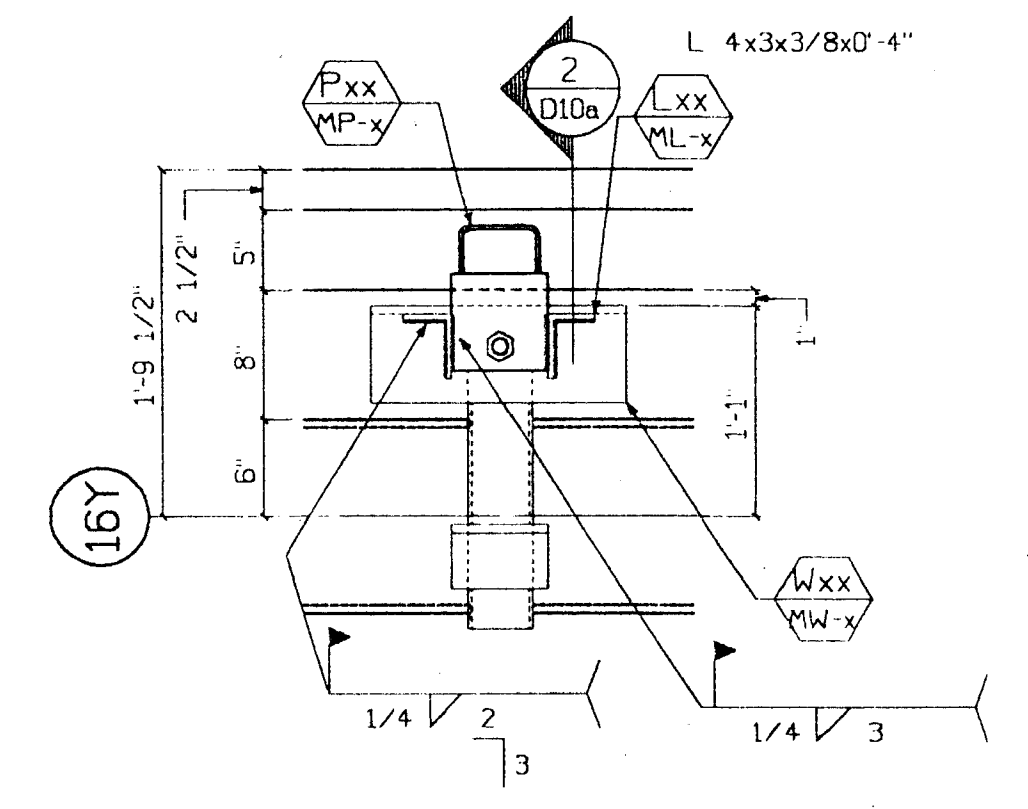
3 Conn. Section  
D10a 1"=1'-0" Type: 138



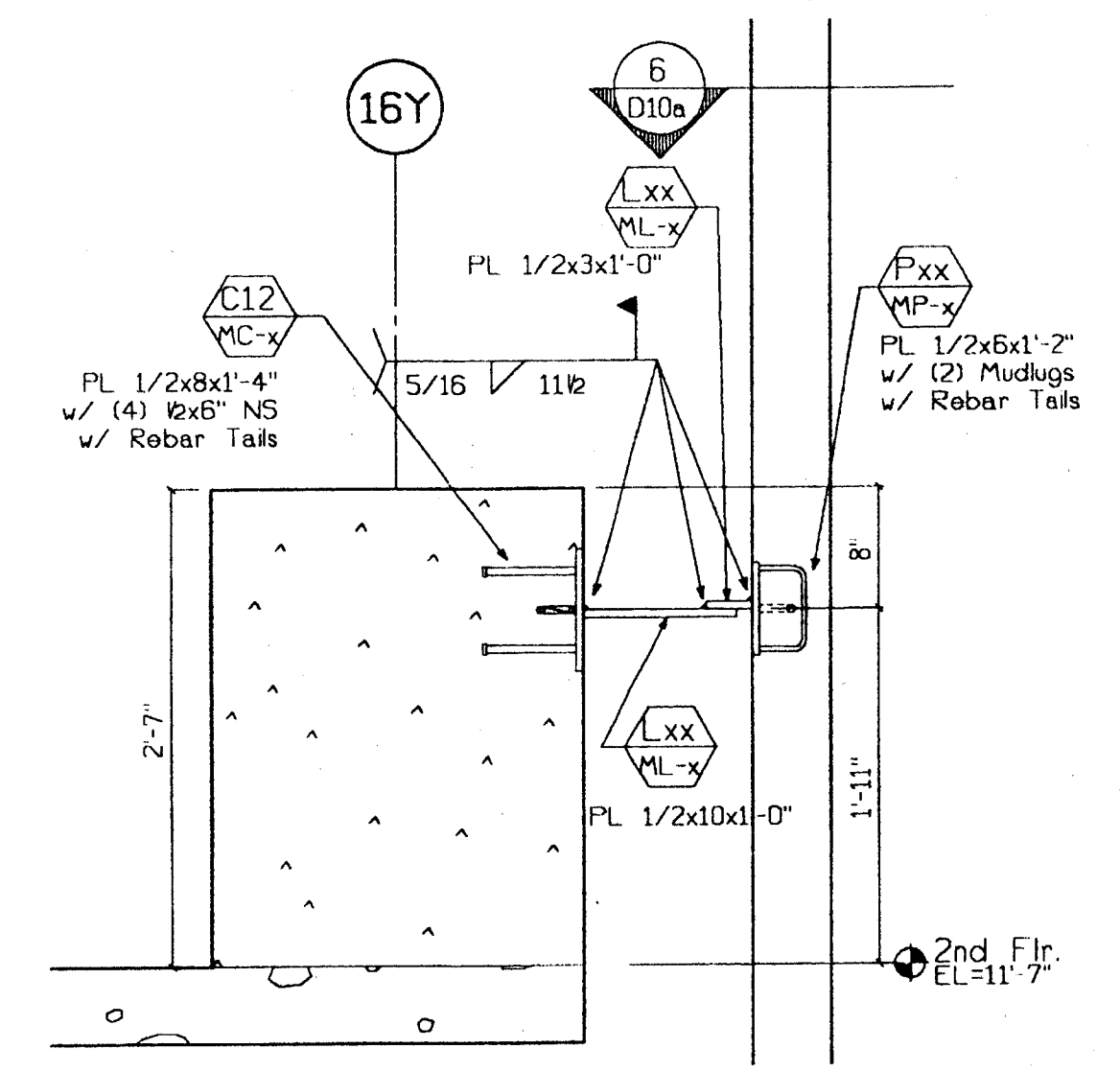
8 Plan - P/P Conn.  
D10a 1"=1'-0" Type: 138



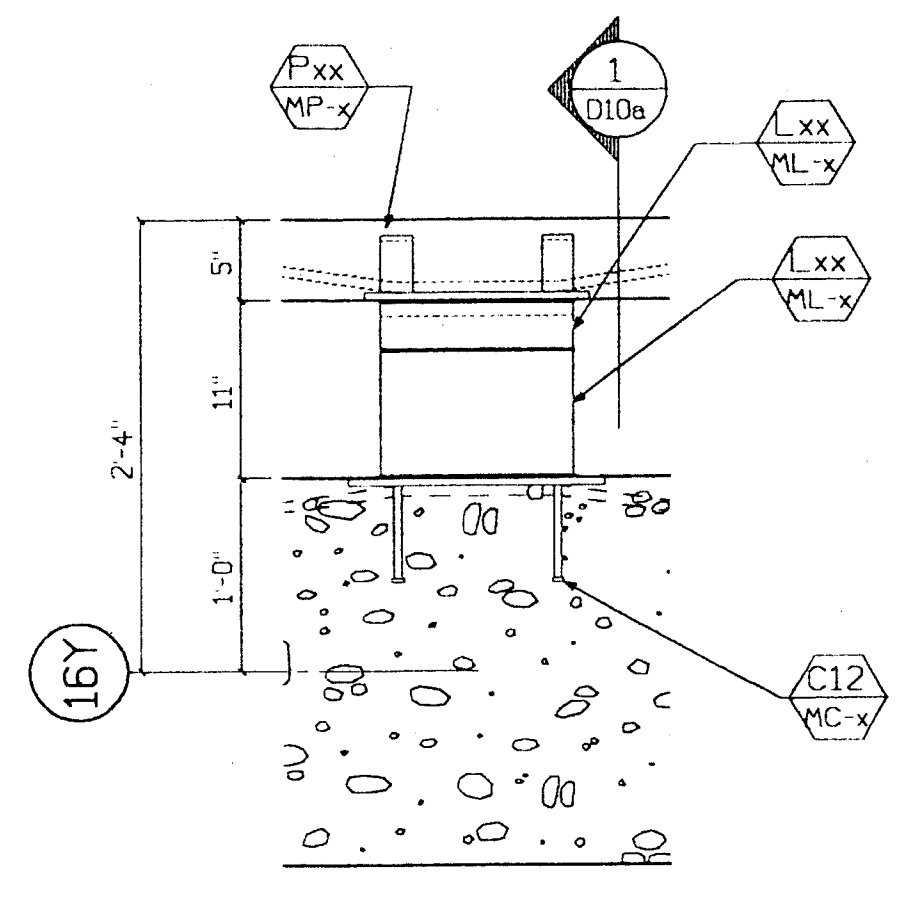
2 Conn. Section  
D10a 1"=1'-0" Type: 138 Top  
Type: 138 Bott.



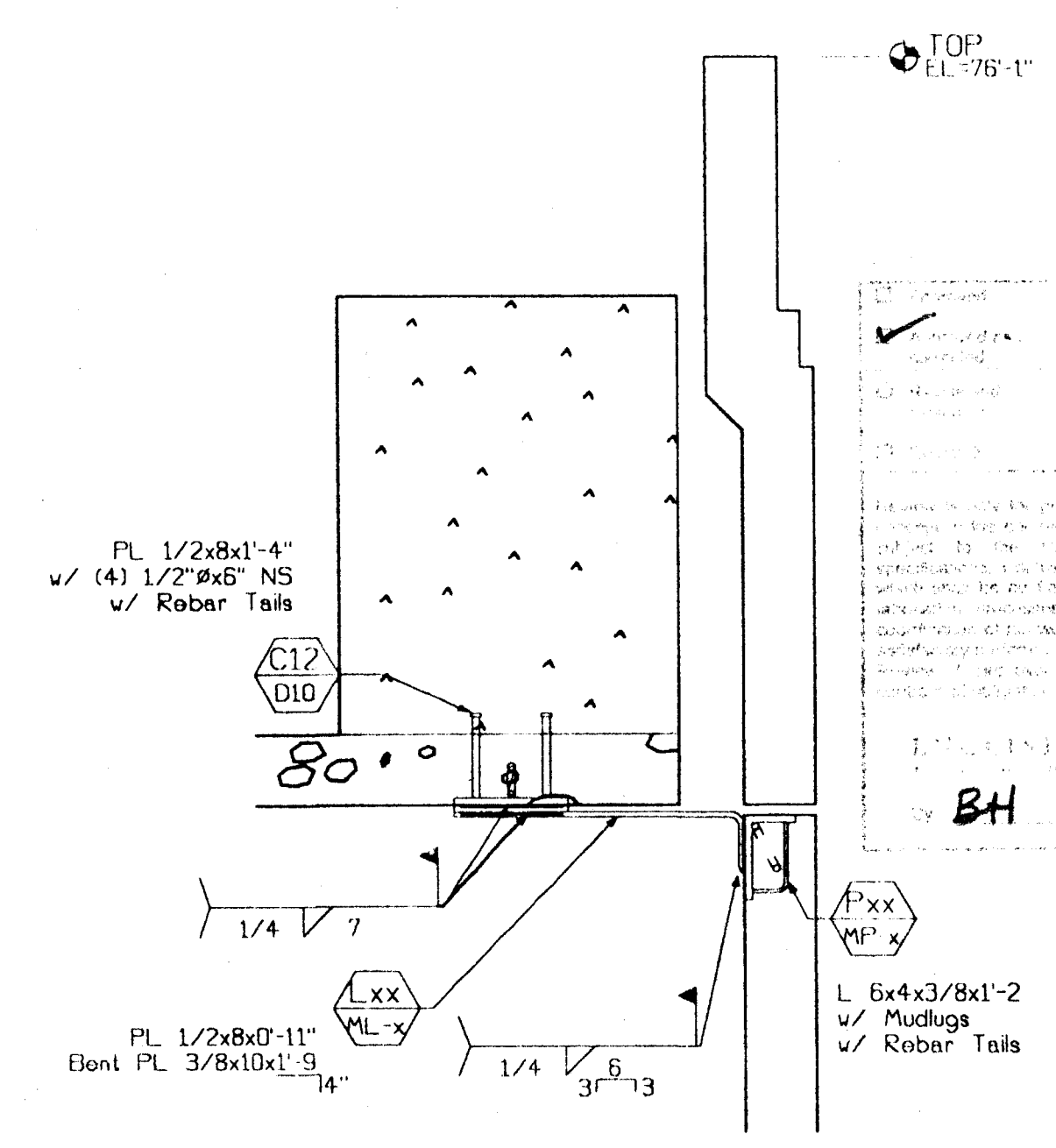
7 Plan - Bearing  
D10a 1"=1'-0" Type: 138



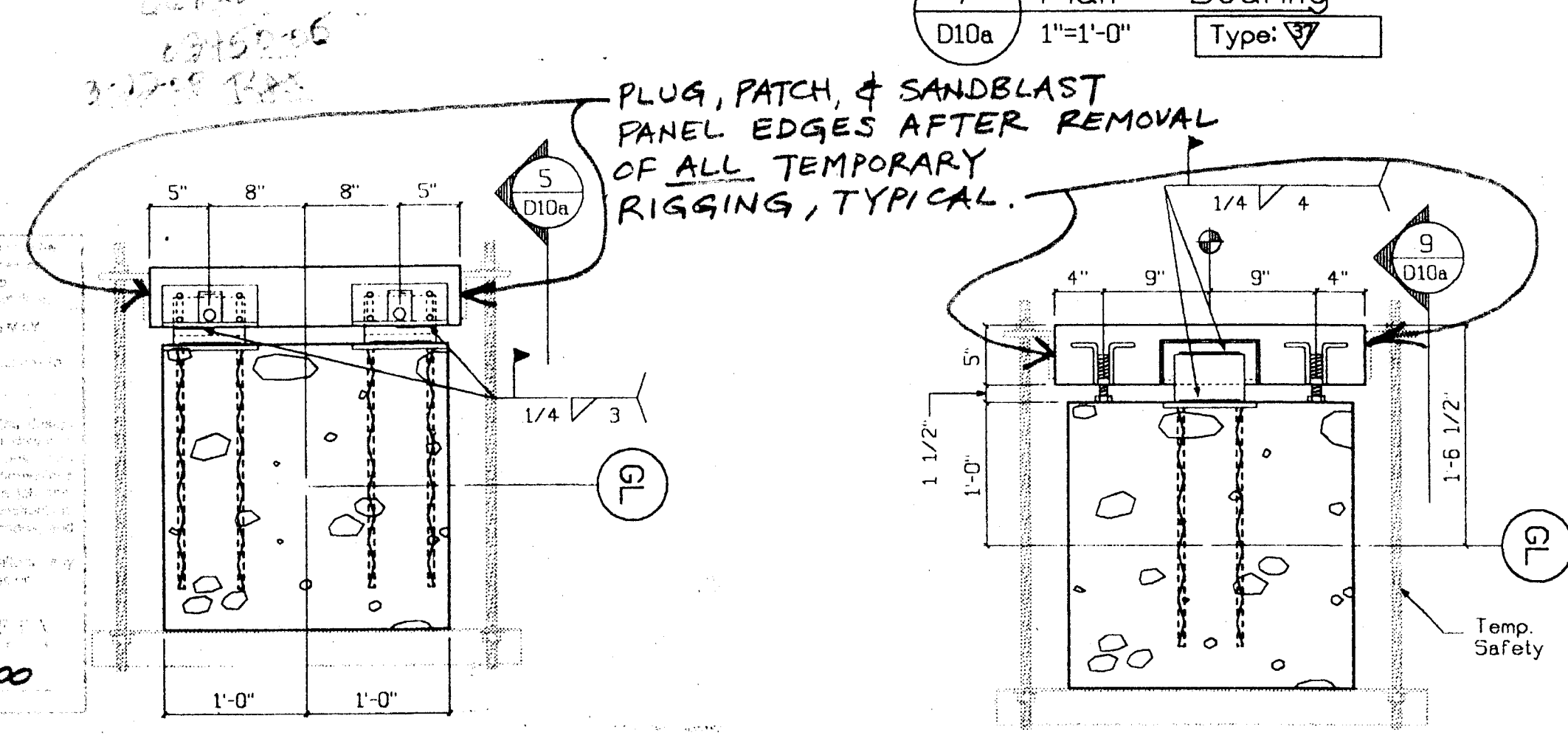
1 Conn. Section  
D10a 1"=1'-0" Type: 138



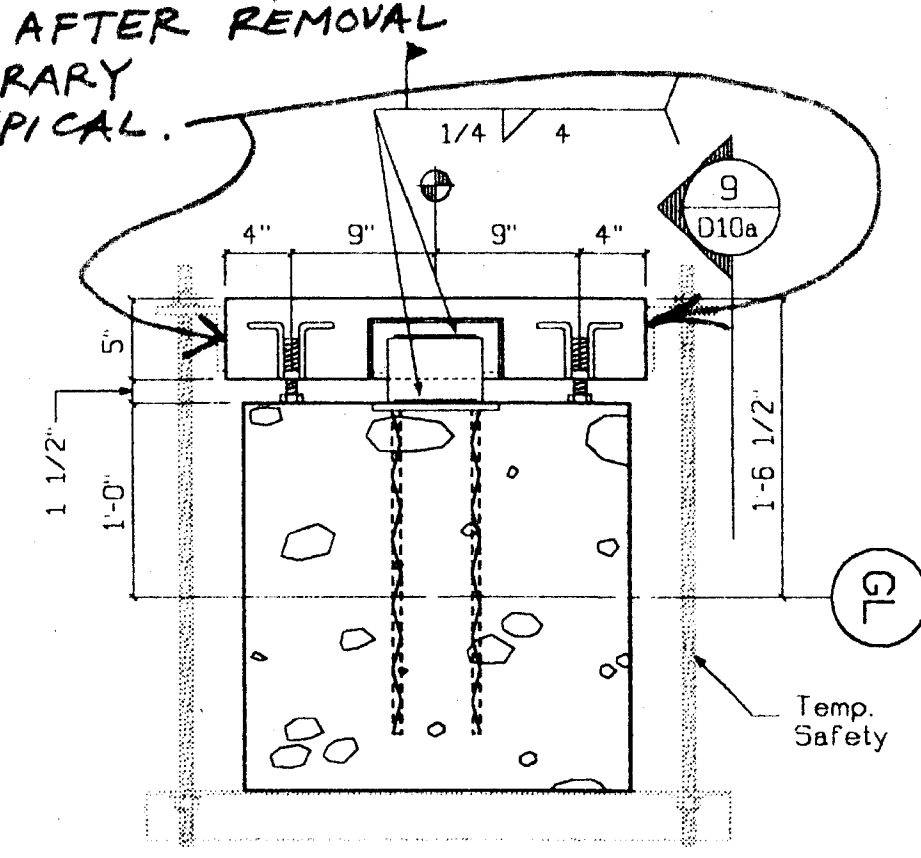
6 Plan - Lateral Conn.  
D10a 1"=1'-0" Type: 138



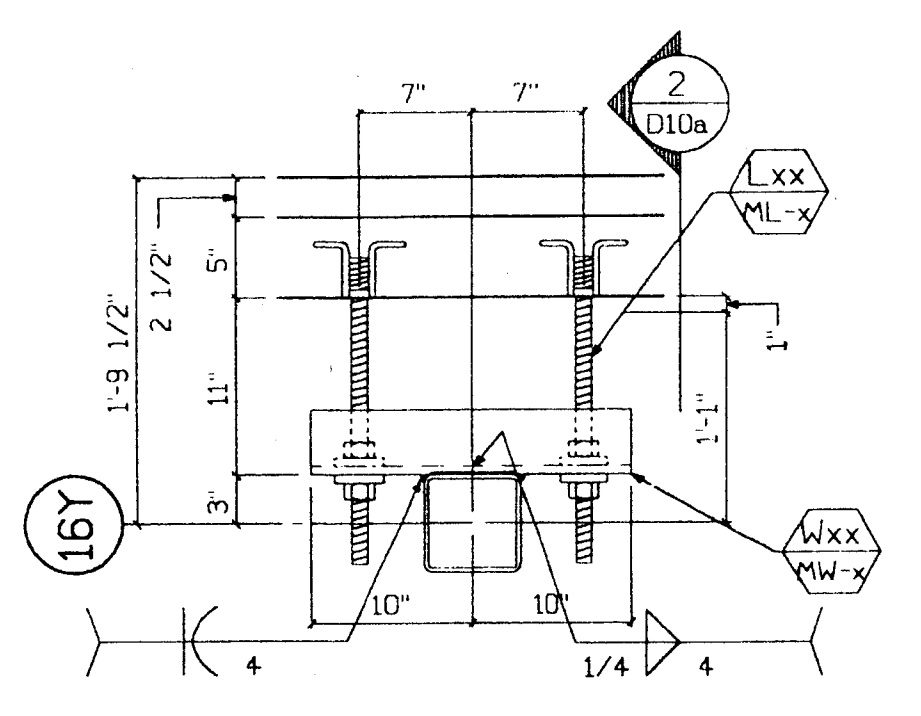
13 Section - Lateral Conn.  
D10a 1"=1'-0" Type: 138



12 Plan - Bng. Conn.  
D10a 1"=1'-0" Type: 138




11 Plan - Col. Cover  
D10a 1"=1'-0" Type: 138



10 Plan - P/P  
D10a 1"=1'-0" Type: 138

B Parking - Sect.  
D10a 1/4"=1'-0"



CLARK PACIFIC 1999  
ALL RIGHTS RESERVED  
ALL DRAWINGS AND WRITTEN MATERIAL APPEARING HEREIN CONSTITUTE THE ORIGINAL, UNPUBLISHED WORK OF CLARK PACIFIC. PROTECTED BY COPYRIGHT, AND THE SAME MAY NOT BE DUPLICATED, USED, OR DISCLOSED WITHOUT THE WRITTEN CONSENT OF CLARK PACIFIC.

ISSUED FOR CONSTRUCTION	APPROVED	DATE	BY	CHK.
		3/17/00	JM	

**CLARK PACIFIC**  
1980 South River Road  
West Sacramento CA 95691  
TEL: (916) 371-0305  
FAX: (916) 372-0323

GENERAL CONTRACTOR  
**Turner Constr.**

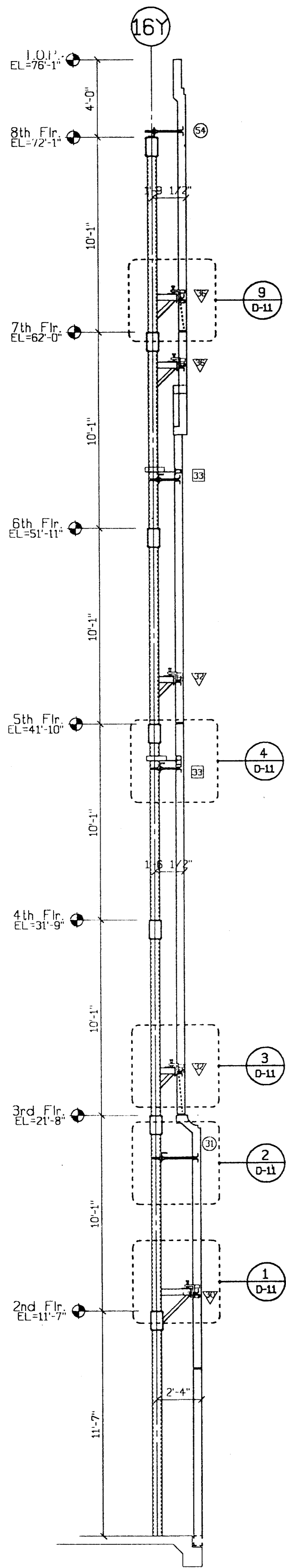
PROJECT: Stockton CA, Parking Garage

SCALE: 1"=1'-0"  
DATE: 1/7/00

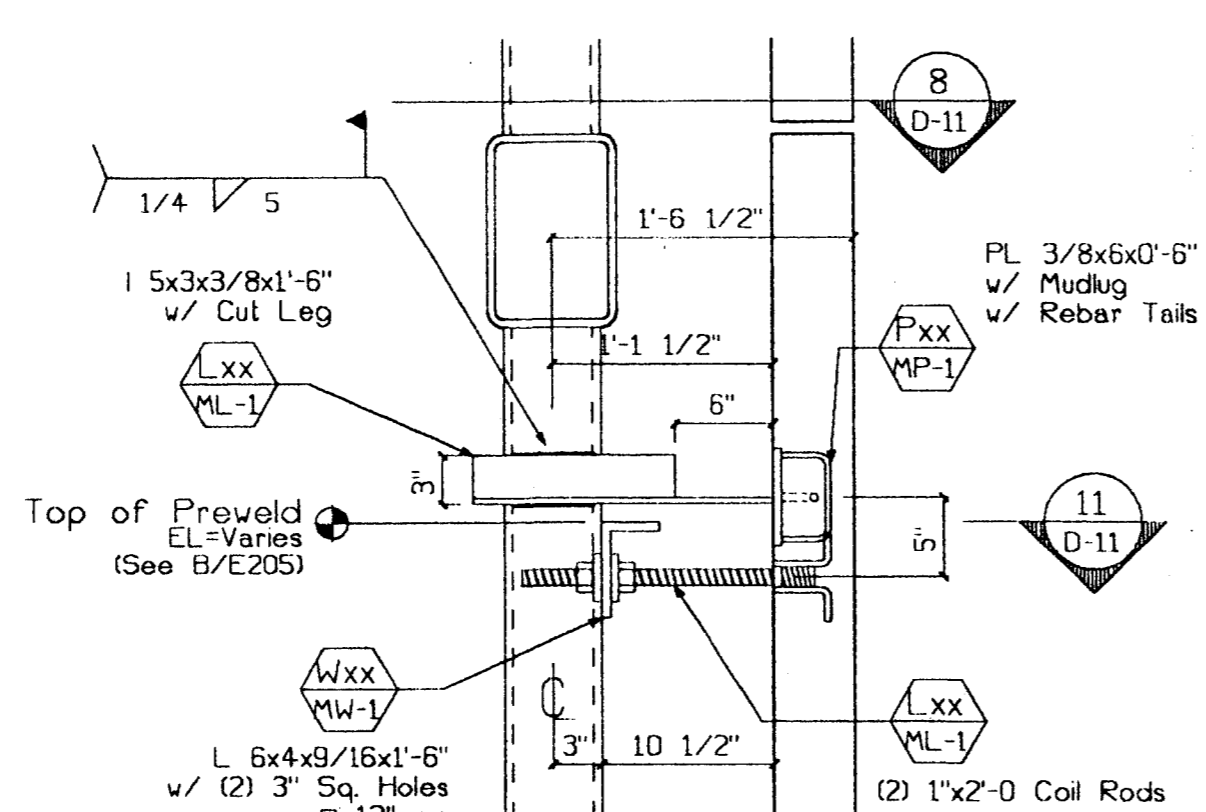
DRAWN BY: JM  
CHECKED BY:

JOB NO. 1282  
DRAWING NUMBER D-10a

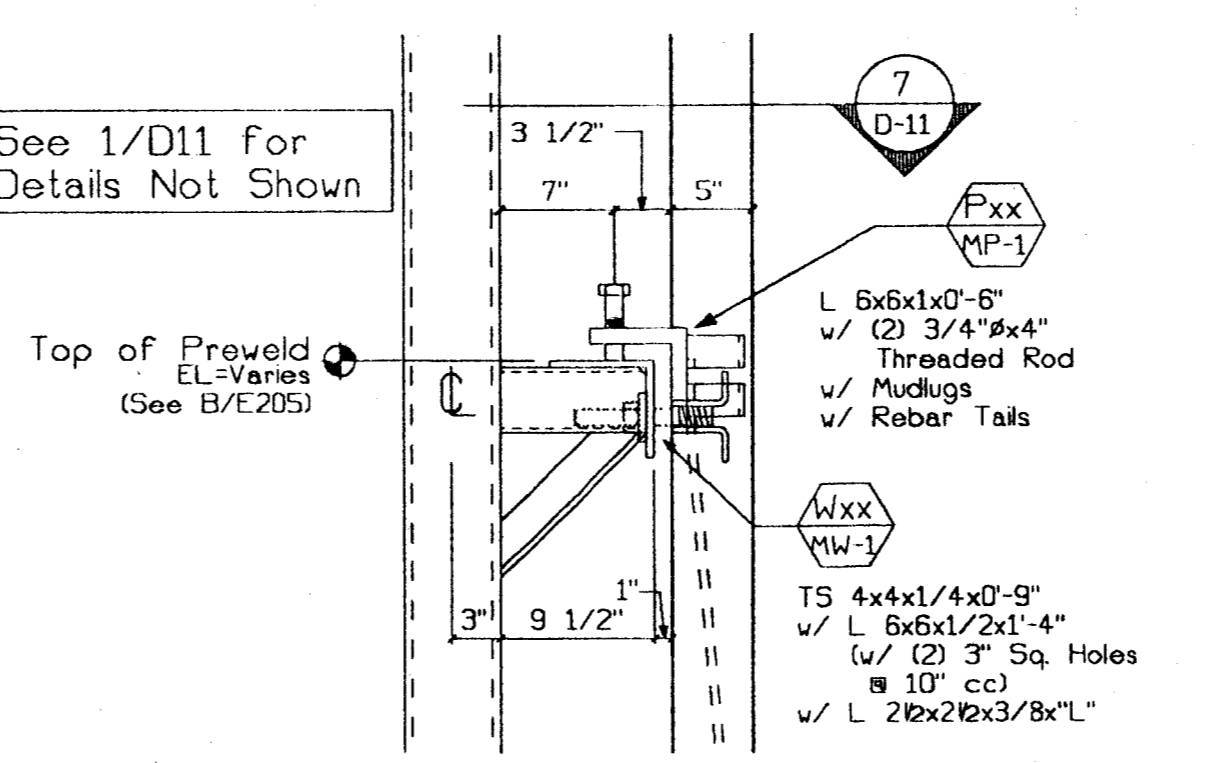
SUBMITTED  
MAR 17 2000  
CLARK PACIFIC



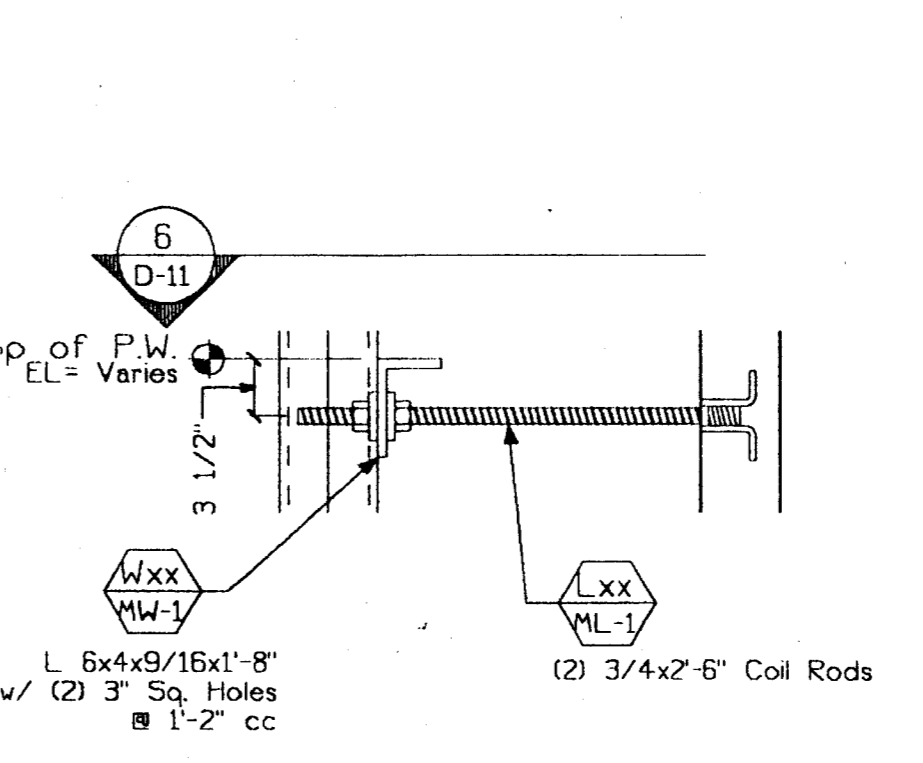
**A** Parking - Sect.  
D11 1/4"=1'-0"



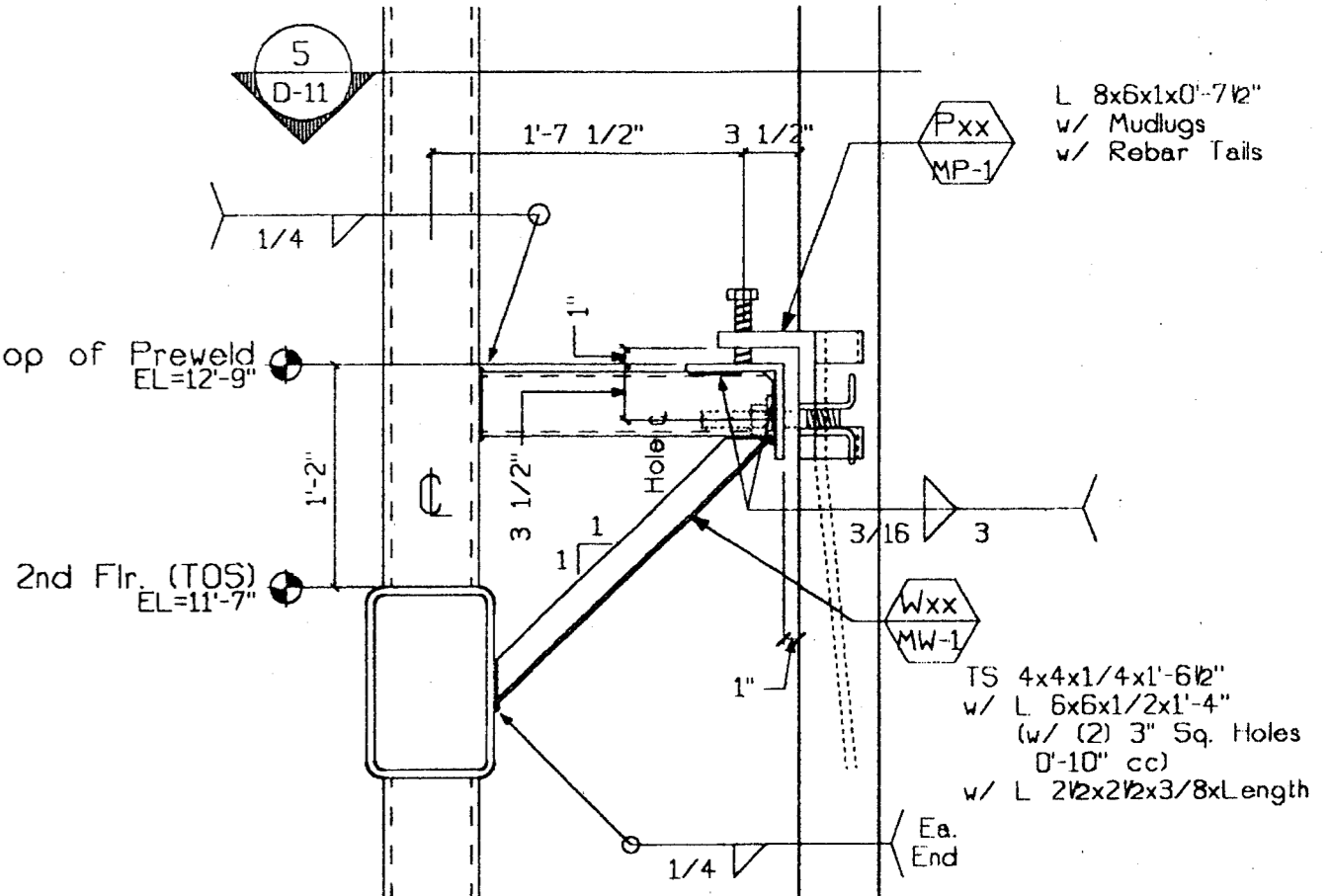
**4** Section - Lateral  
D-11 1"=1'-0" Type:  $\nabla$



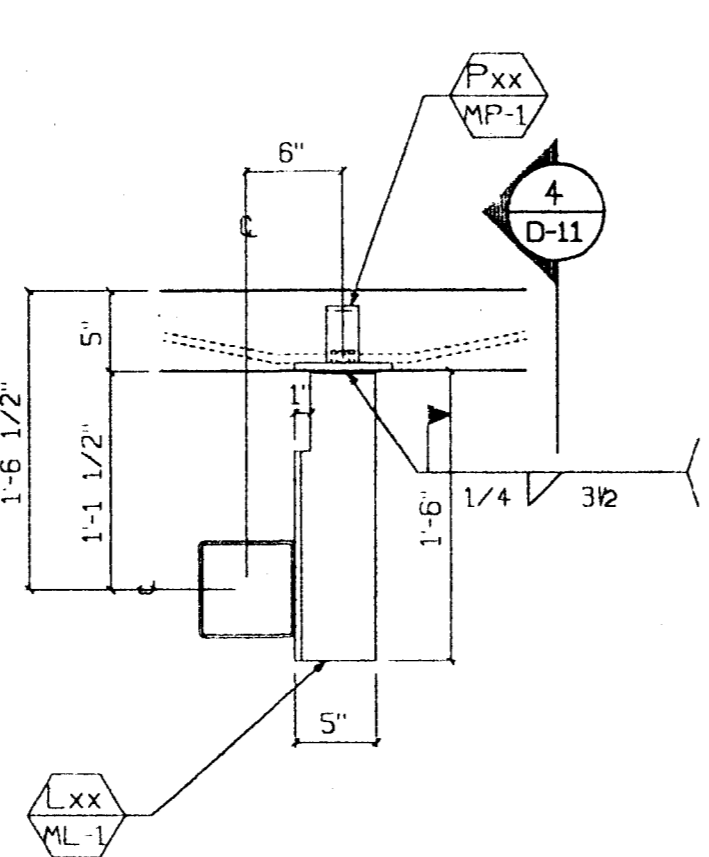
**3** Section - Bearing  
D-11 1"=1'-0" Type:  $\nabla$



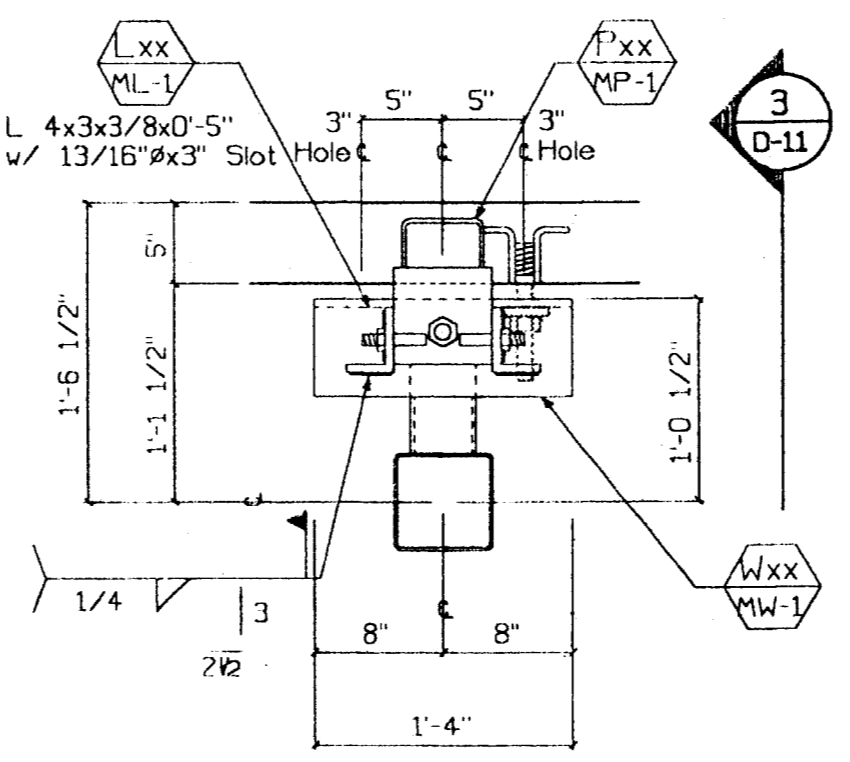
**2** Section - Push/Pull  
D-11 1"=1'-0" Type:  $\nabla$



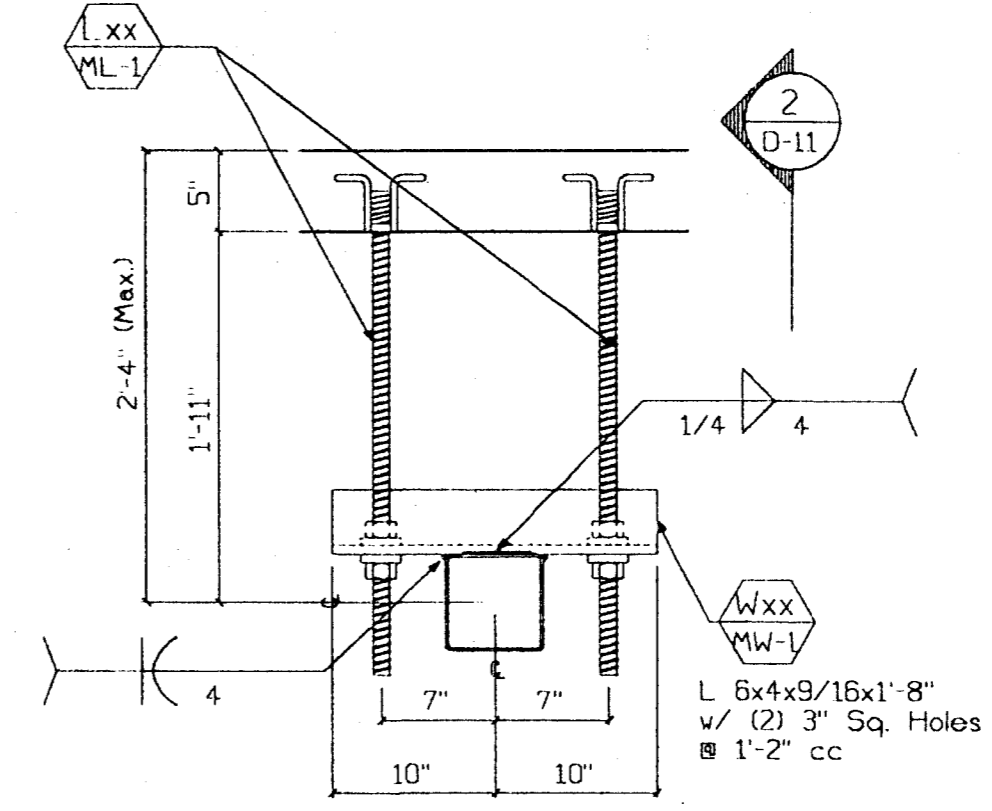
**1** Section - Bearing  
D-11 1"=1'-0" Type:  $\nabla$



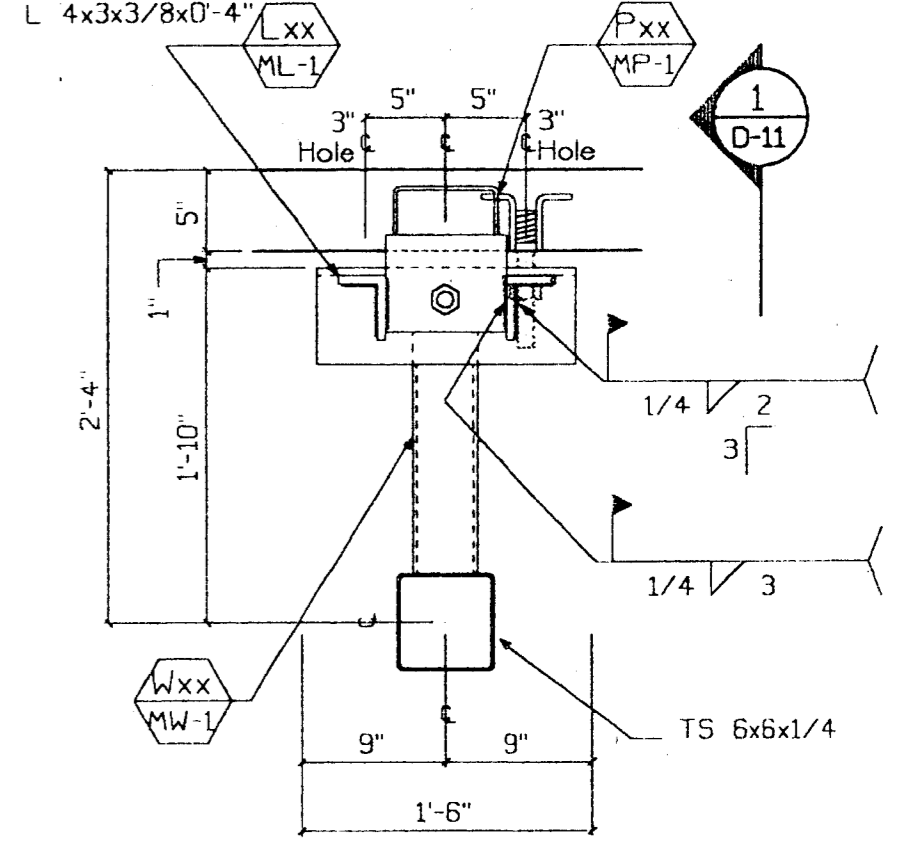
**8** Plan - Lateral  
D-11 1"=1'-0" Type:  $\nabla$



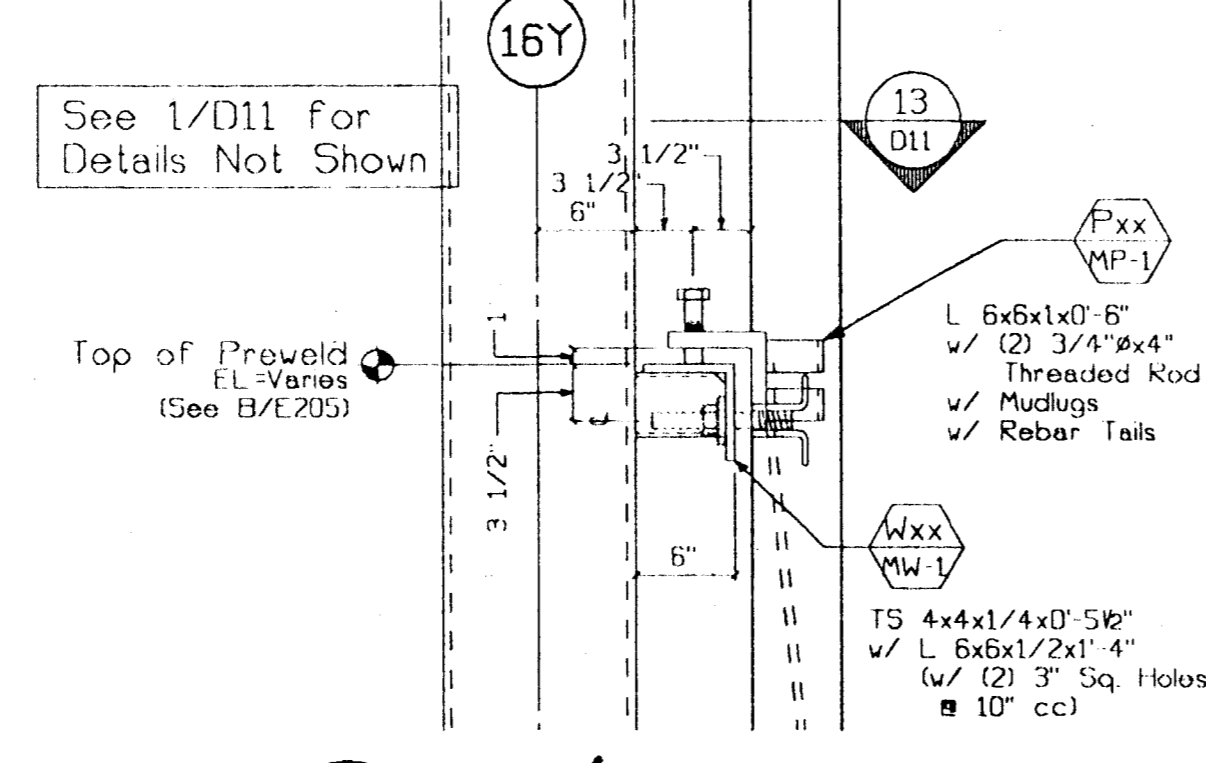
**7** Plan - Bearing  
D-11 1"=1'-0" Type:  $\nabla$



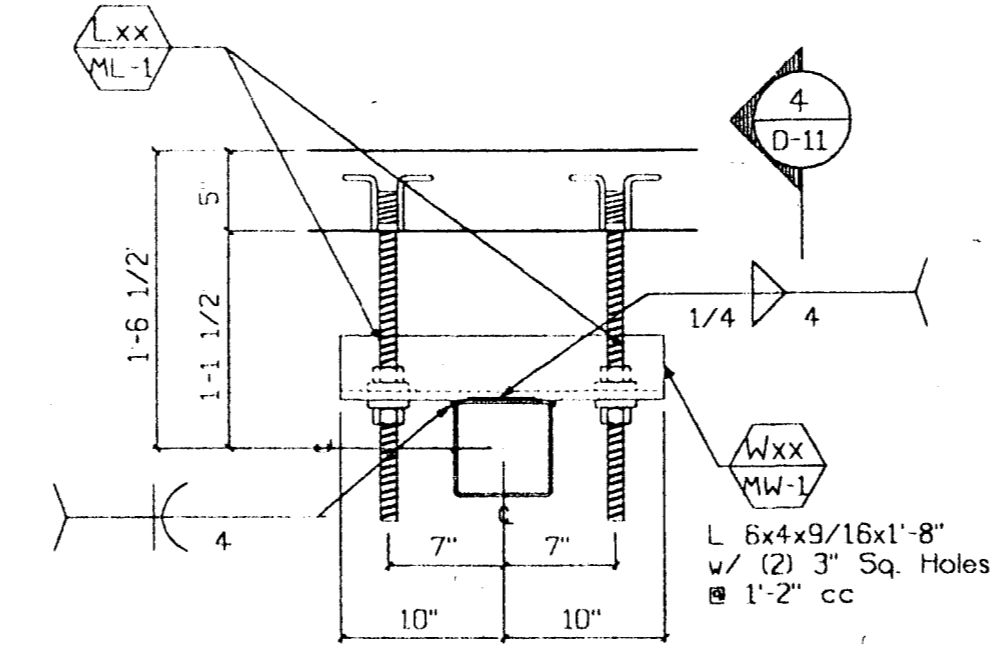
**6** Plan - Push/Pull  
D-11 1"=1'-0" Type:  $\nabla$



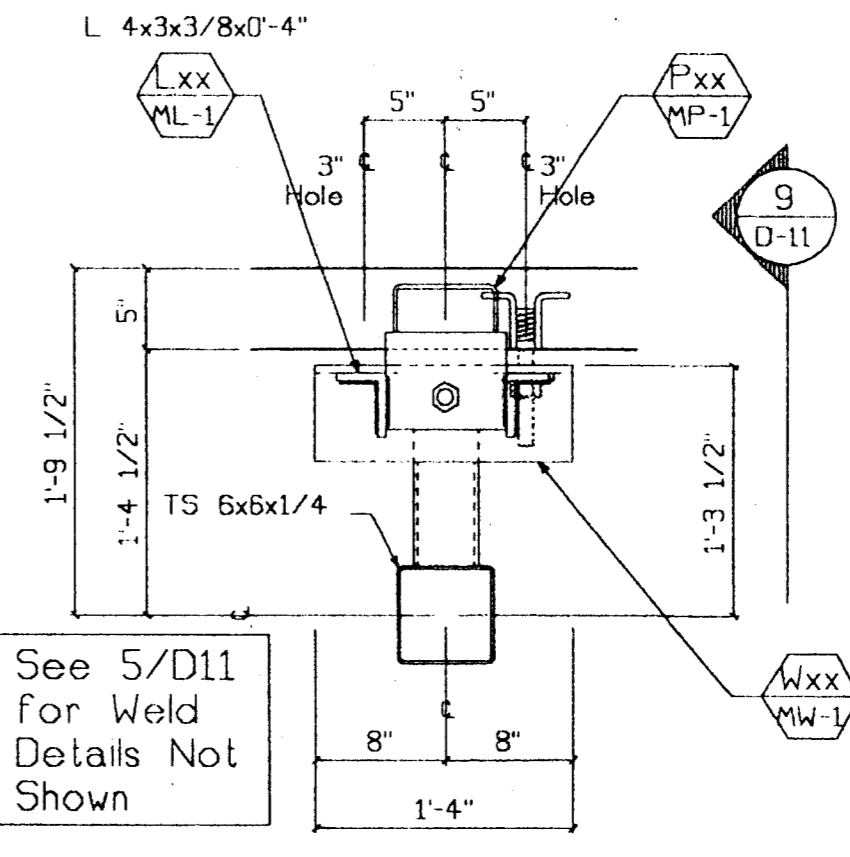
**5** Plan - Bearing  
D-11 1"=1'-0" Type:  $\nabla$



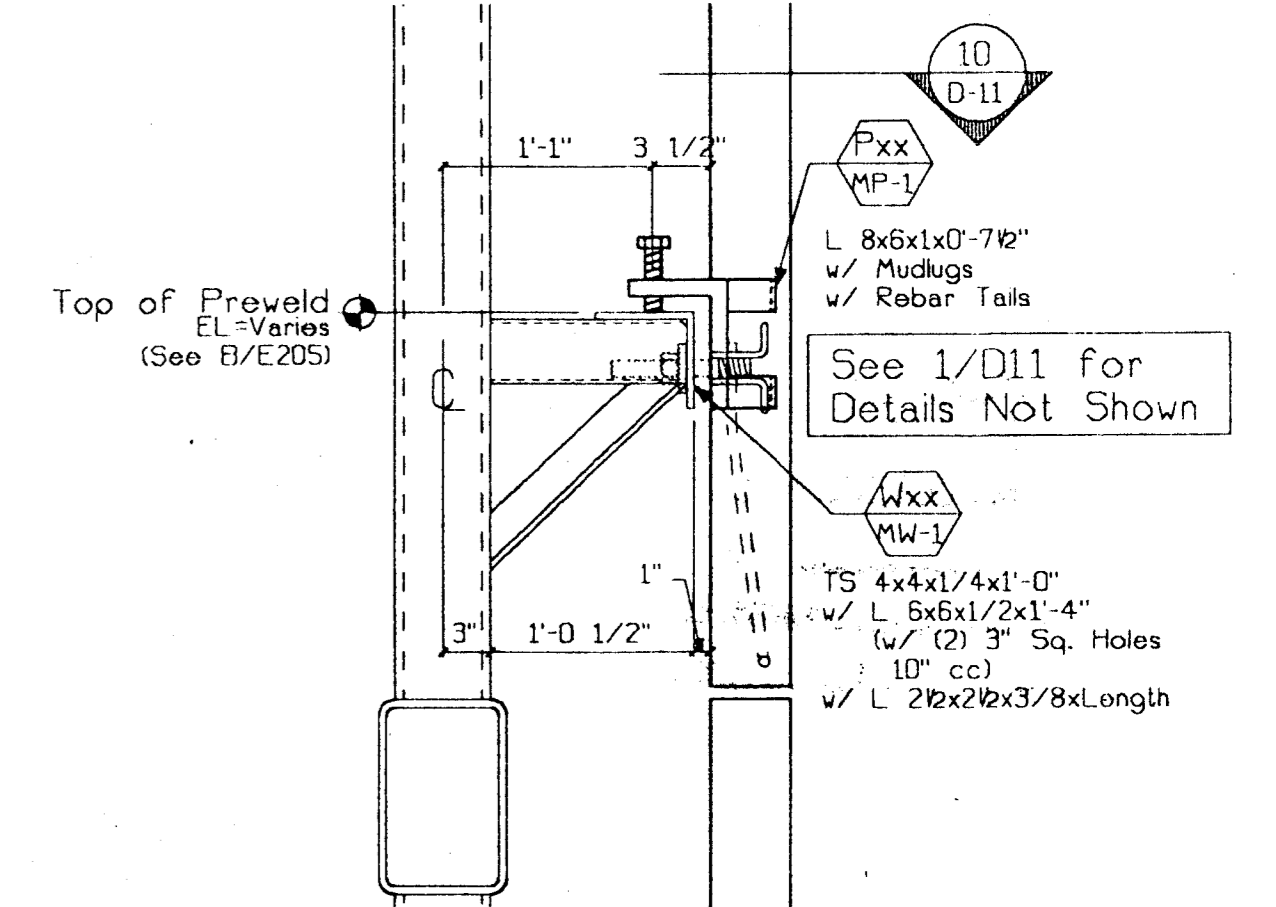
**12** Section - Bearing  
D-11 1"=1'-0" Type:  $\nabla$



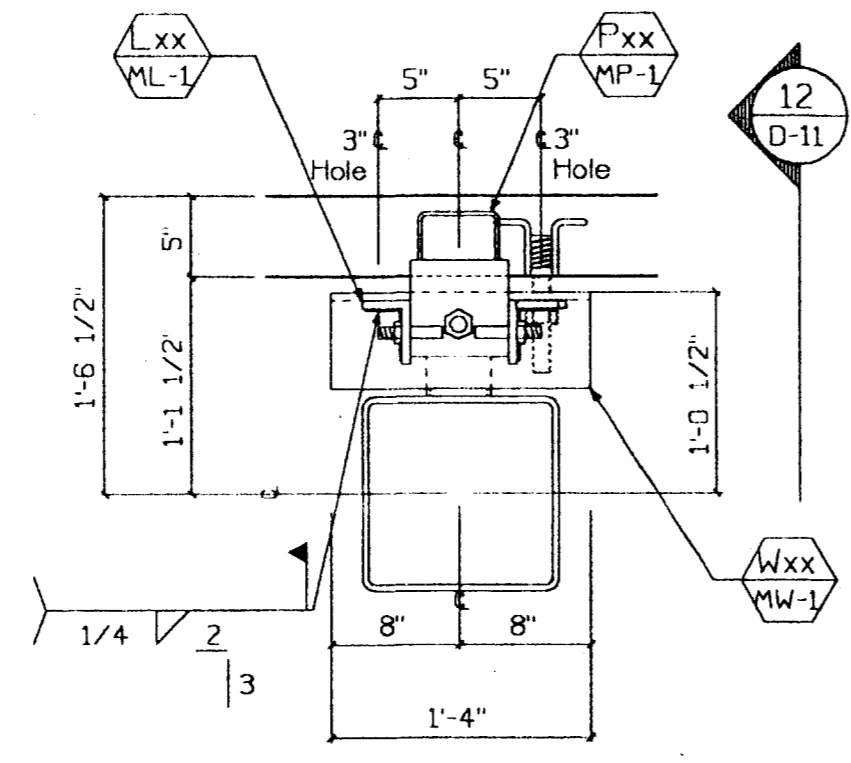
**11** Plan - Push/Pull  
D-11 1"=1'-0" Type:  $\nabla$



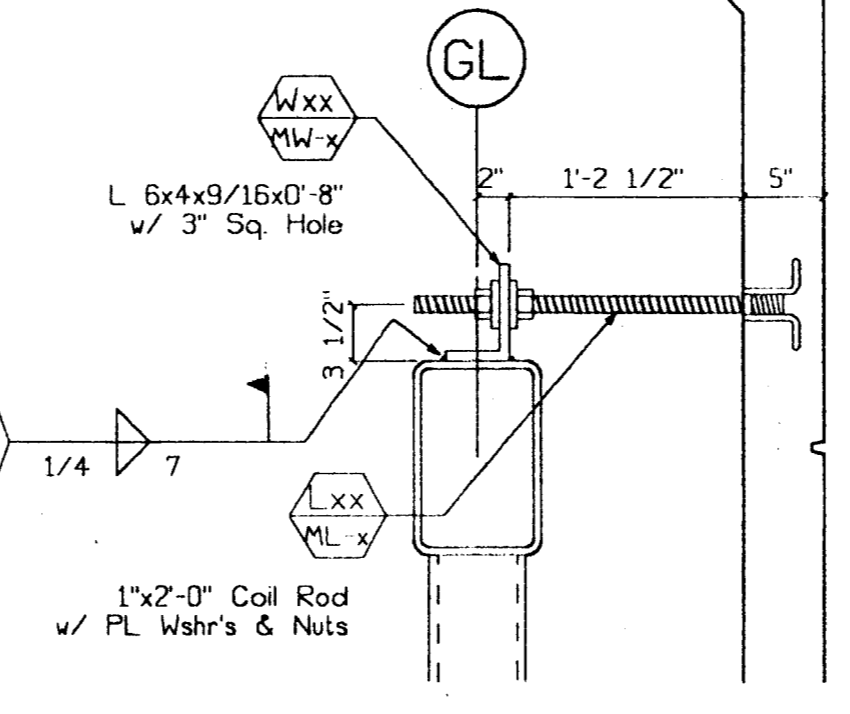
**10** Plan - Bearing  
D-11 1"=1'-0" Type:  $\nabla$



**9** Section - Bearing  
D-11 1"=1'-0" Type:  $\nabla$



**13** Plan - Rocking Bng.  
D-11 1"=1'-0" Type:  $\nabla$



**14** Section - Push/Pull  
D-11 1"=1'-0" Type:  $\nabla$

BH. 3/28/00

© CLARK PACIFIC 1999  
ALL RIGHTS RESERVED

ALL DRAWINGS AND WRITTEN MATERIAL APPEARING HEREIN CONSTITUTE THE ORIGINAL UNPUBLISHED WORK OF CLARK PACIFIC. PROTECTED BY COPYRIGHT, AND THE SAME MAY NOT BE DUPLICATED, USED, OR DISCLOSED WITHOUT THE WRITTEN CONSENT OF CLARK PACIFIC.

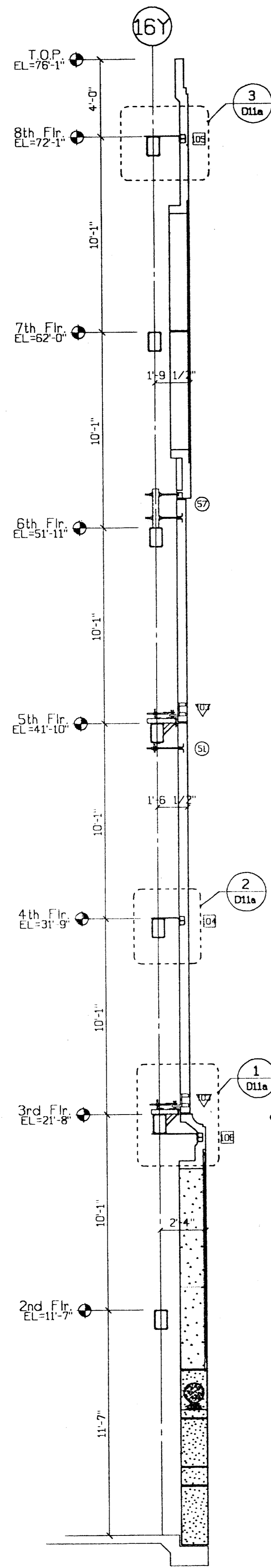
ISSUED FOR CONSTRUCTION	APPROVED	DATE	BY	CHK.			
		JM	3/17/00				
ITEM	BY	DATE	REV.	DESCRIPTION	DATE	BY	CHK.
REVISIONS							

**CLARK PACIFIC**  
1980 South River Road  
West Sacramento CA 95691  
TEL: (916) 371-0805  
FAX: (916) 372-0323

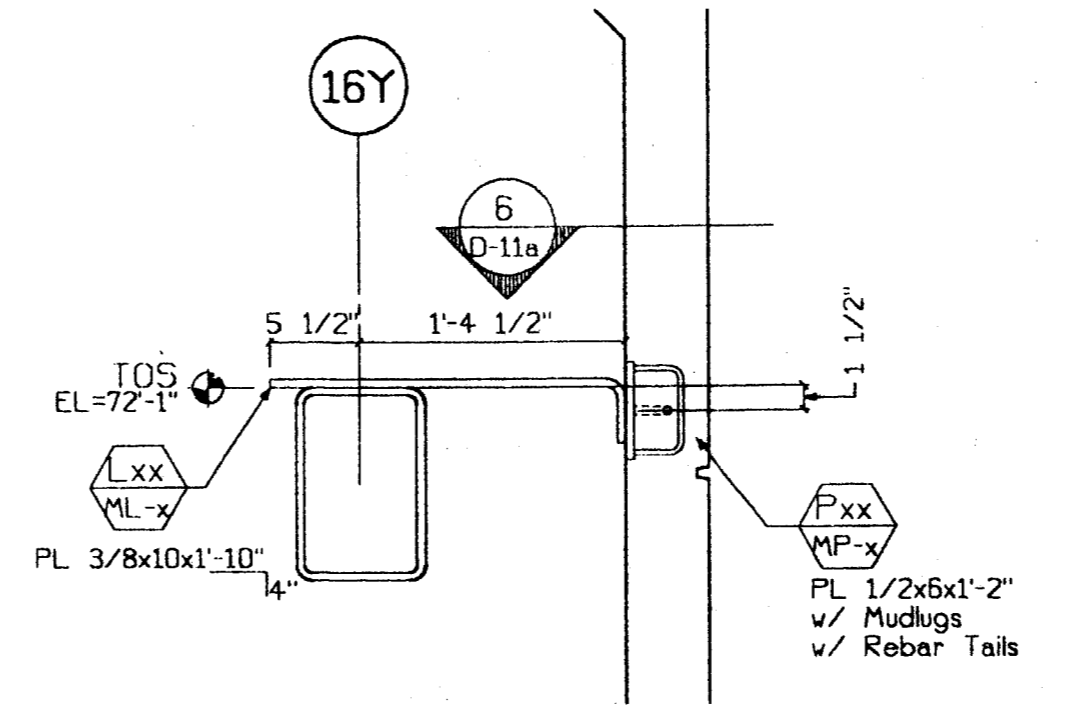
SCALE: As Noted  
GENERAL CONTRACTOR: Turner Constr.  
DATE: 3/17/00  
PROJECT: Stockton CA, Parking Garage  
DRAWN BY: JM  
CHECKED BY:  
JOB NO. 1282  
DRAWING NUMBER D-11

REGISTERED PROFESSIONAL ENGINEER  
WILLIAM D. BEVIER  
No. 2821  
Exp. 3/31/01  
STRUCTURAL  
STATE OF CALIFORNIA

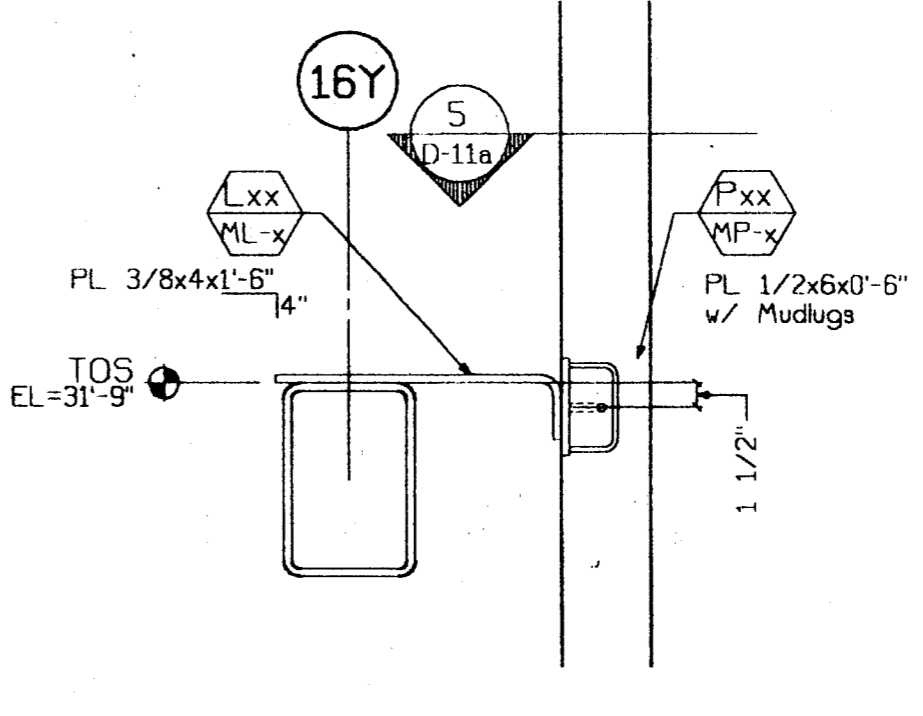
SUBMITTED  
MAR 17 2000  
CLARK PACIFIC



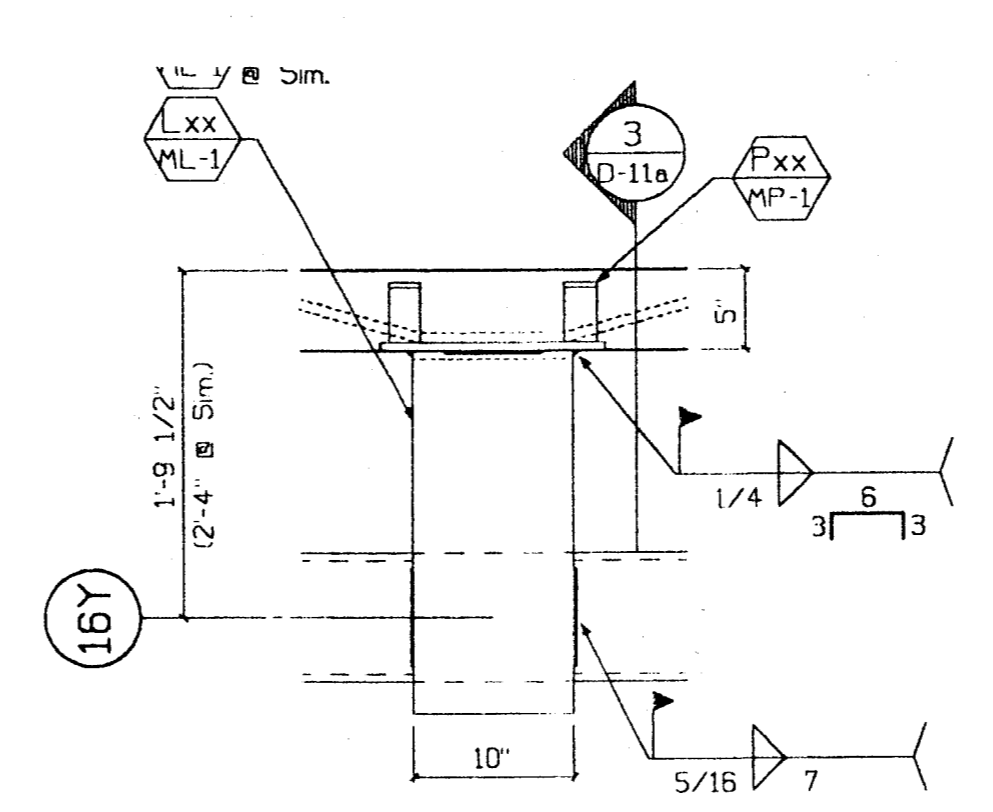
C Parking - Sect.  
D11a 1/4"=1'-0"



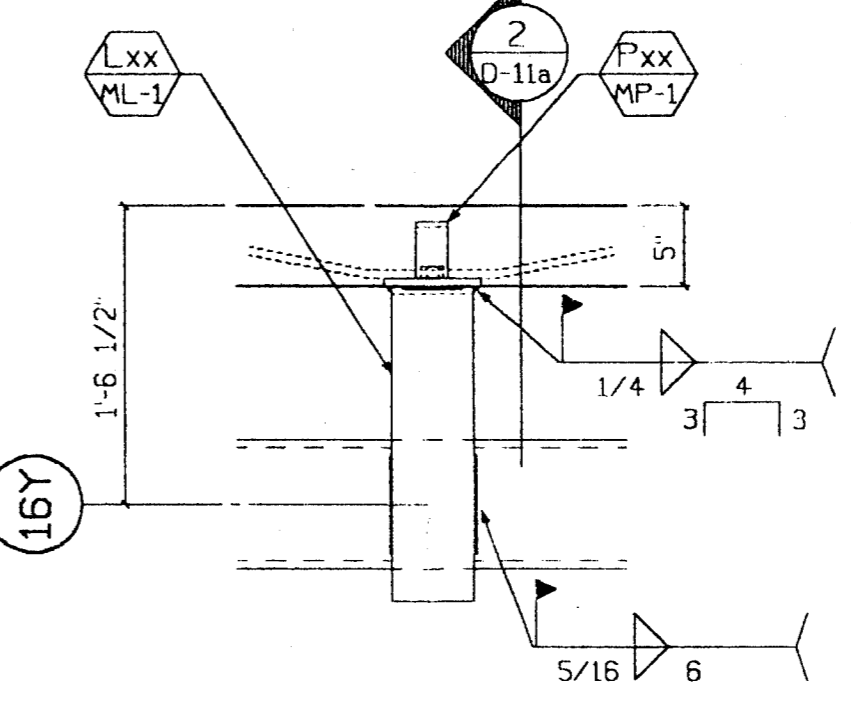
3 Conn. Section  
D11a 1"=1'-0" Type:



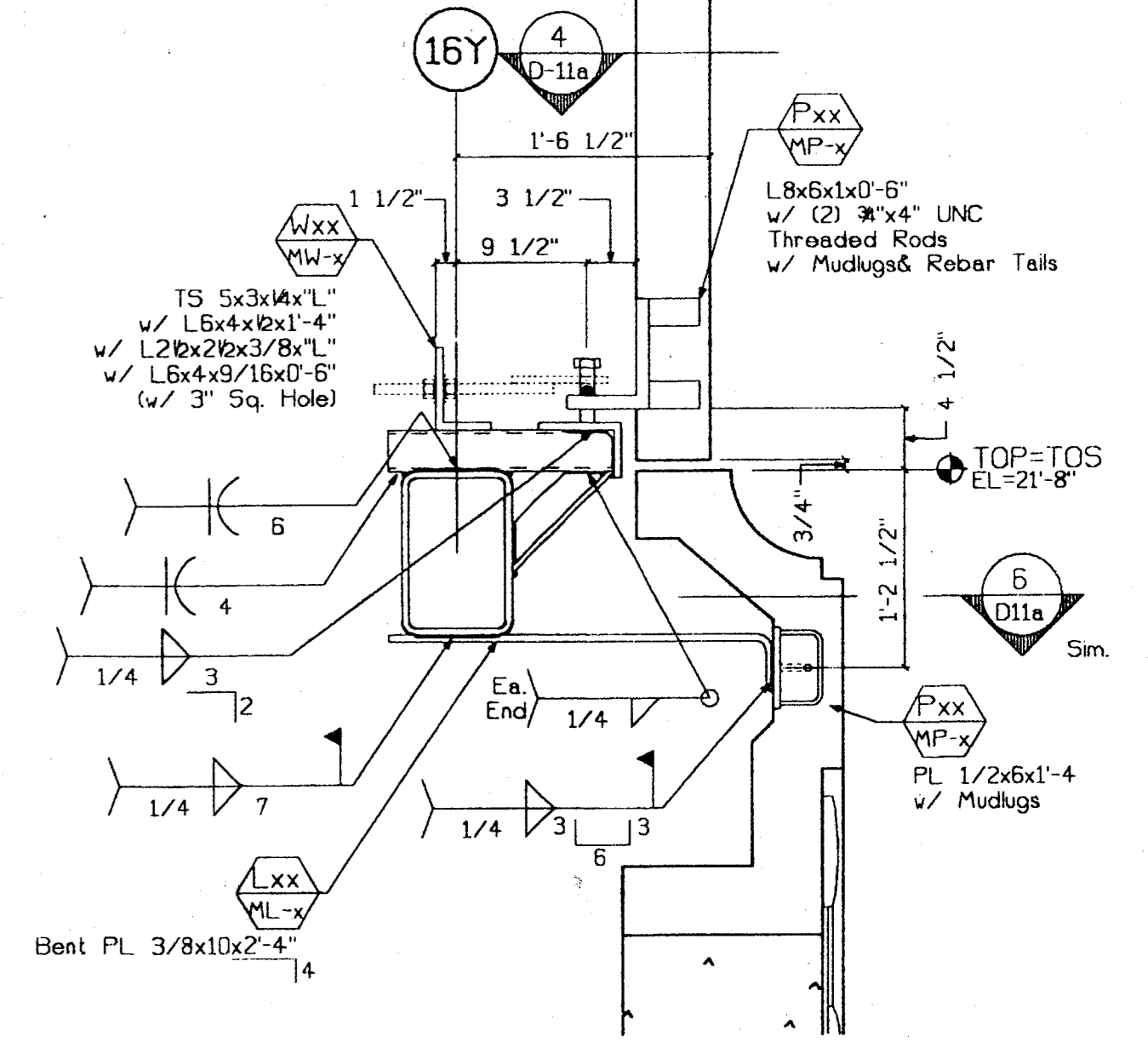
2 Conn. Section  
D11a 1"=1'-0" Type:



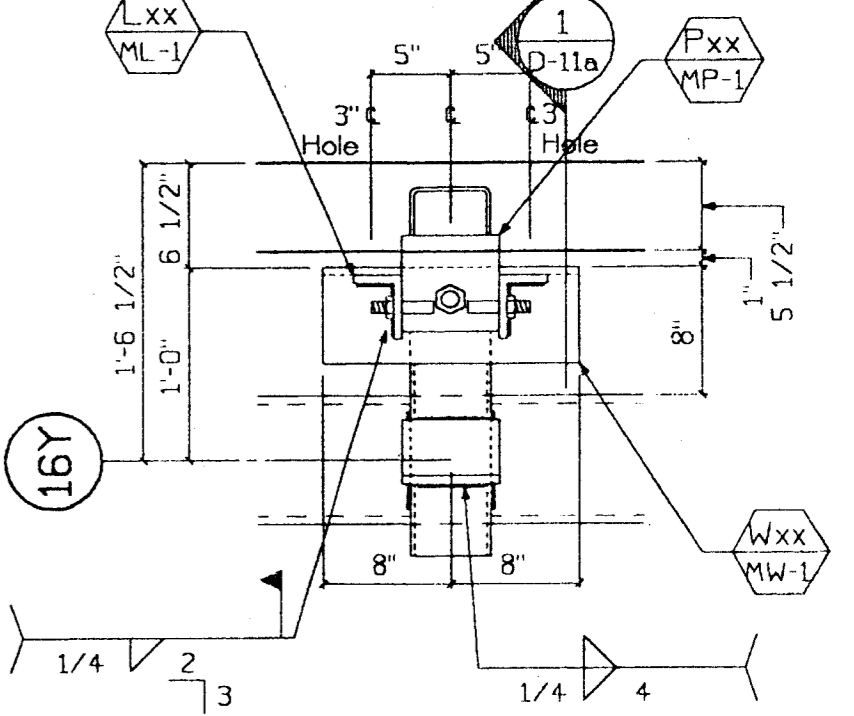
6 Plan - Lateral Conn.  
D11a 1"=1'-0" Type:



5 Plan - Lateral Conn.  
D11a 1"=1'-0" Type:




1 Conn. Section  
D11a 1"=1'-0" Type: Top  
Type: Bott.



4 Plan - Rocking Bng.  
D11a 1"=1'-0" Type: Top

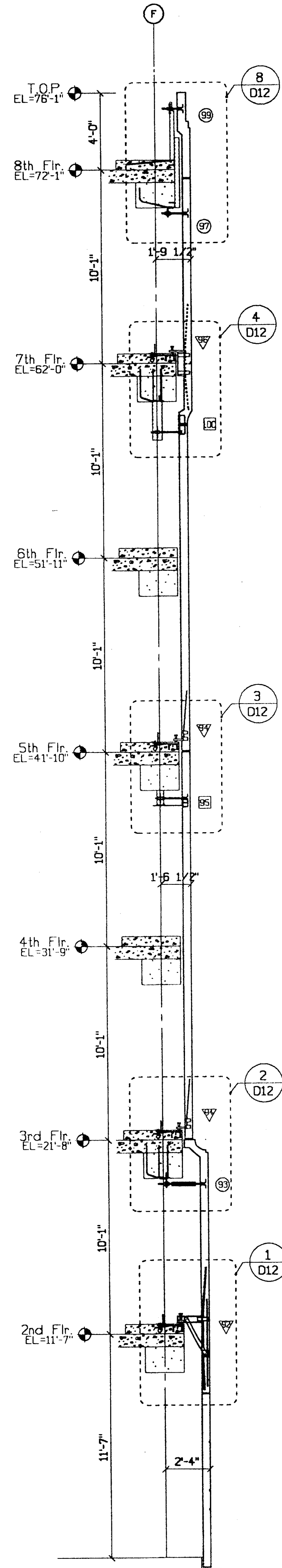
*[Faint, mostly illegible text and notes]*

BH 3/28/00

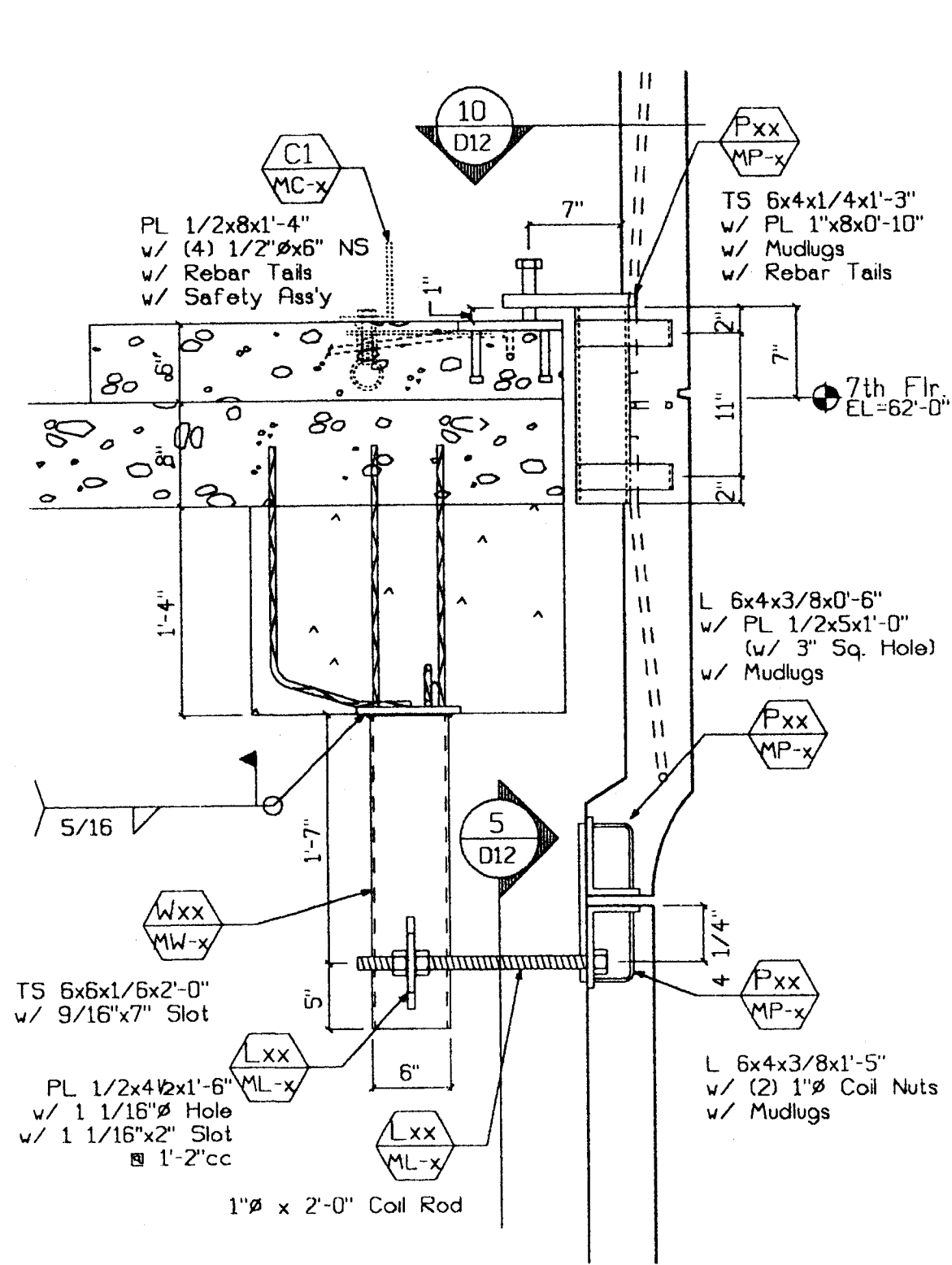


SUBMITTED  
MAR 17 2000  
CLARK PACIFIC

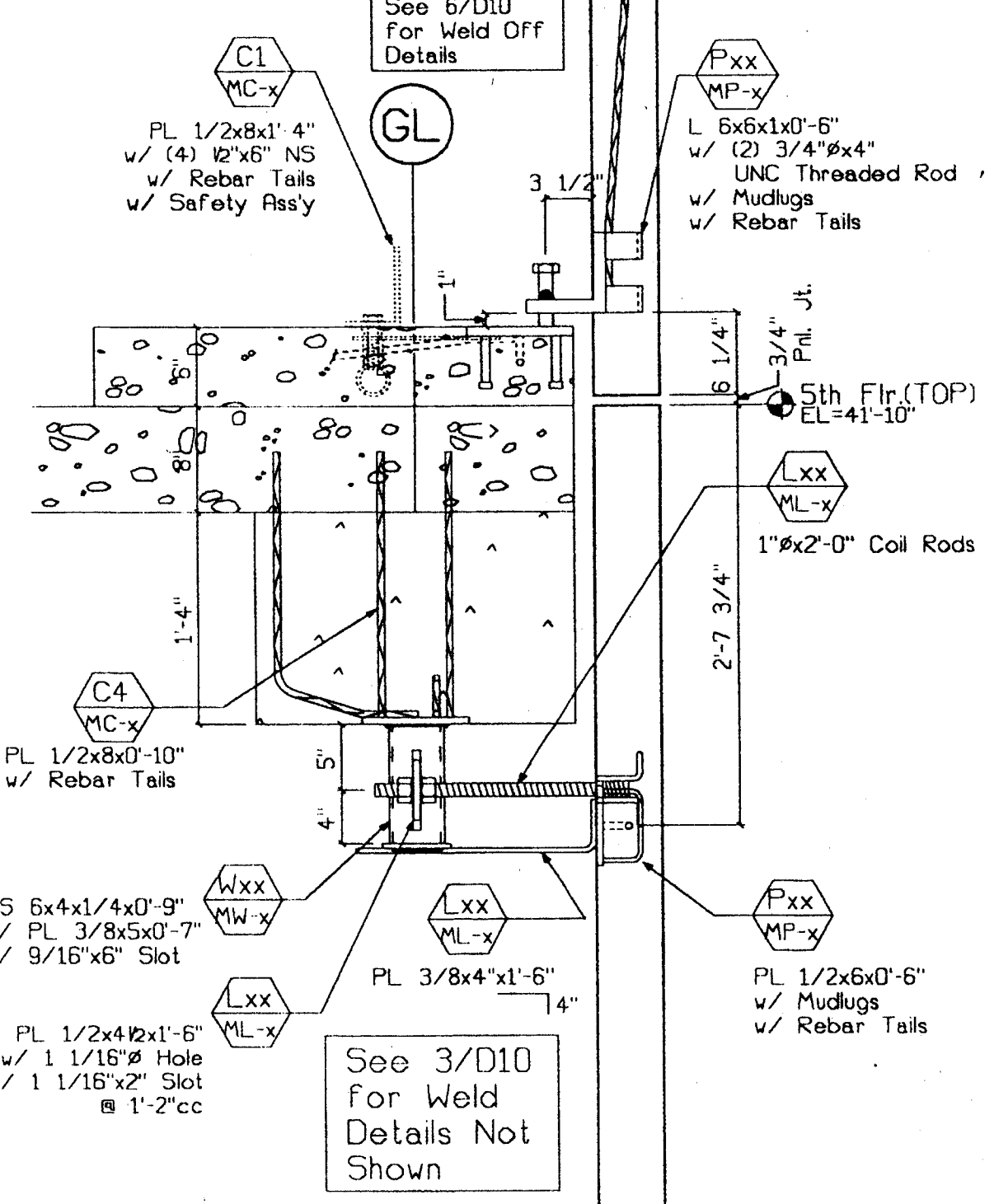
© CLARK PACIFIC 1999 ALL RIGHTS RESERVED		ISSUED FOR CONSTRUCTION APPROVED		SCALE: As Noted DATE: 1/4/99		<b>CLARK PACIFIC</b> 1980 South River Road West Sacramento CA 95691 TEL: (916) 371-0305 FAX: (916) 372-0323	
ALL DRAWINGS AND WRITTEN MATERIAL APPEARING HEREIN CONSTITUTE THE ORIGINAL, UNPUBLISHED WORK OF CLARK PACIFIC. PROTECTED BY COPYRIGHT, AND THE SAME MAY NOT BE REPRODUCED, USED, OR DISCLOSED WITHOUT THE WRITTEN CONSENT OF CLARK PACIFIC.		SUBMITTED: JM 3/17/00		GENERAL CONTRACTOR Turner Constr.		DRAWN BY: JM CHECKED BY:	
PROJECT: Stockton CA, Parking Garage		JOB NO. 1282		REVISIONS		DRAWING NUMBER D-11a	
ITEM	BY	DATE	REV.	DESCRIPTION	DATE	BY	CHK.



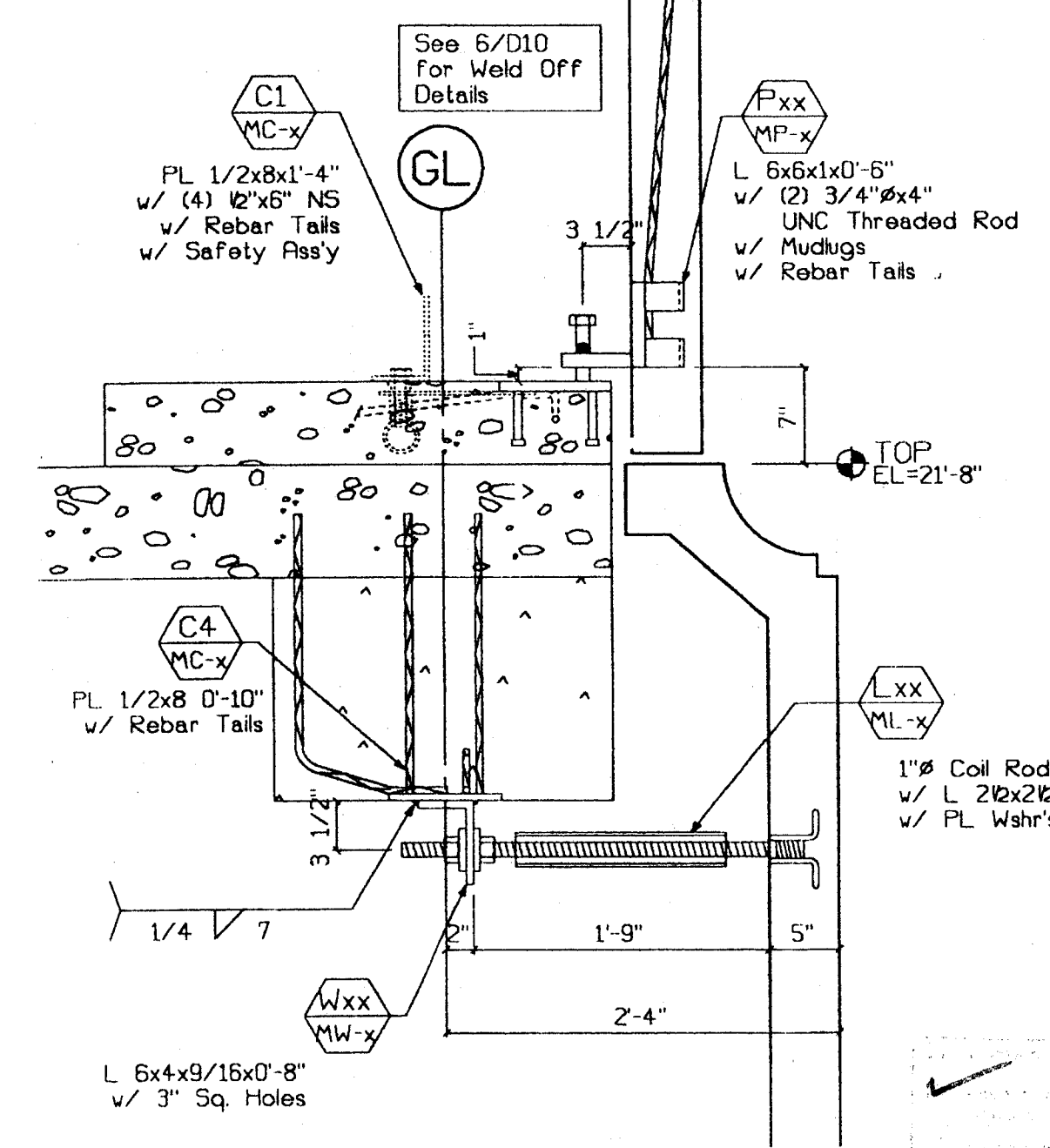
**A Building Section**  
D12 1/4"=1'-0"



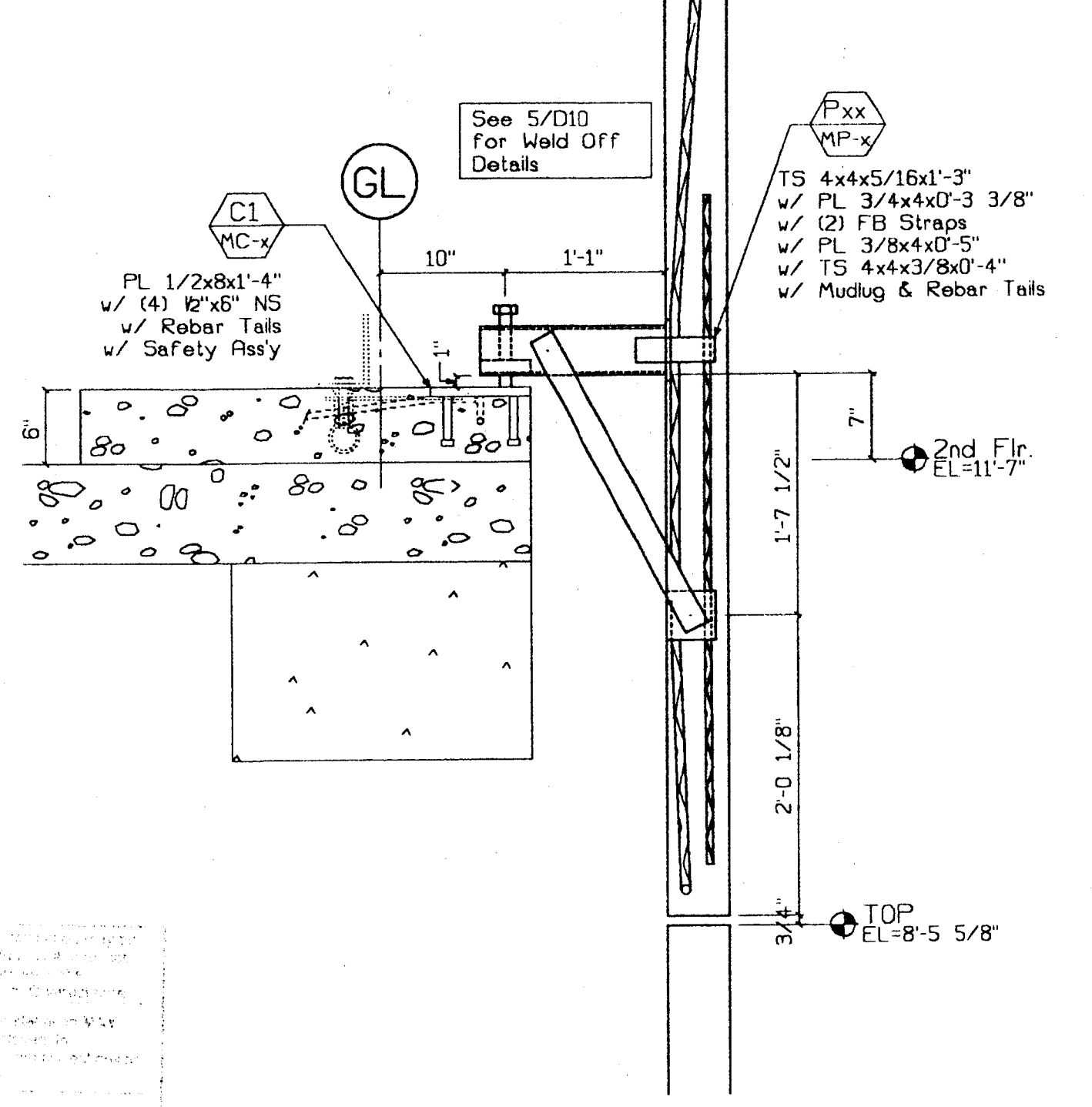
**4 Conn. Section**  
D12 1"=1'-0" Type:  $\nabla$  Top  
Type:  $\text{⊗}$  Bott.



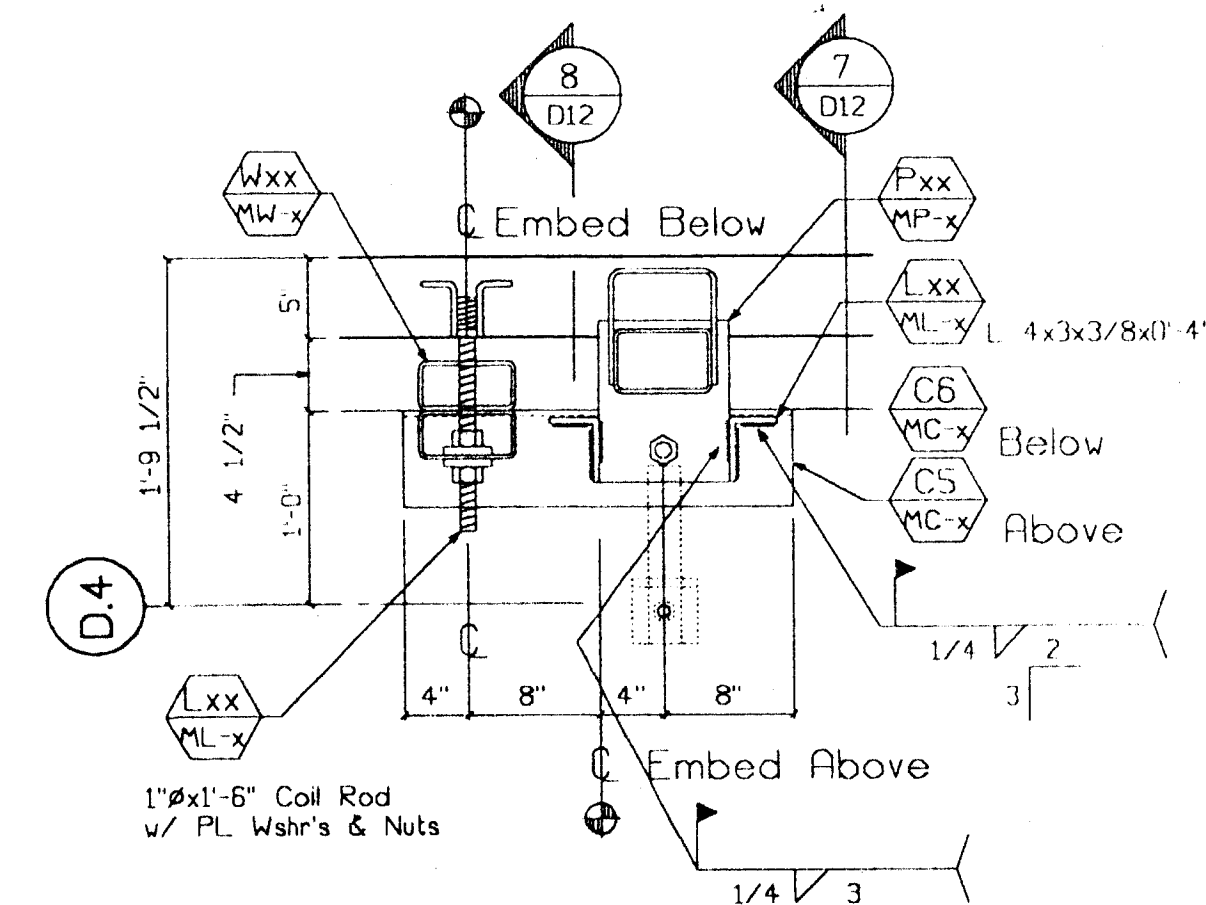
**3 Conn. Section**  
D12 1"=1'-0" Type:  $\nabla$  Top  
Type:  $\text{⊗}$  Bott.



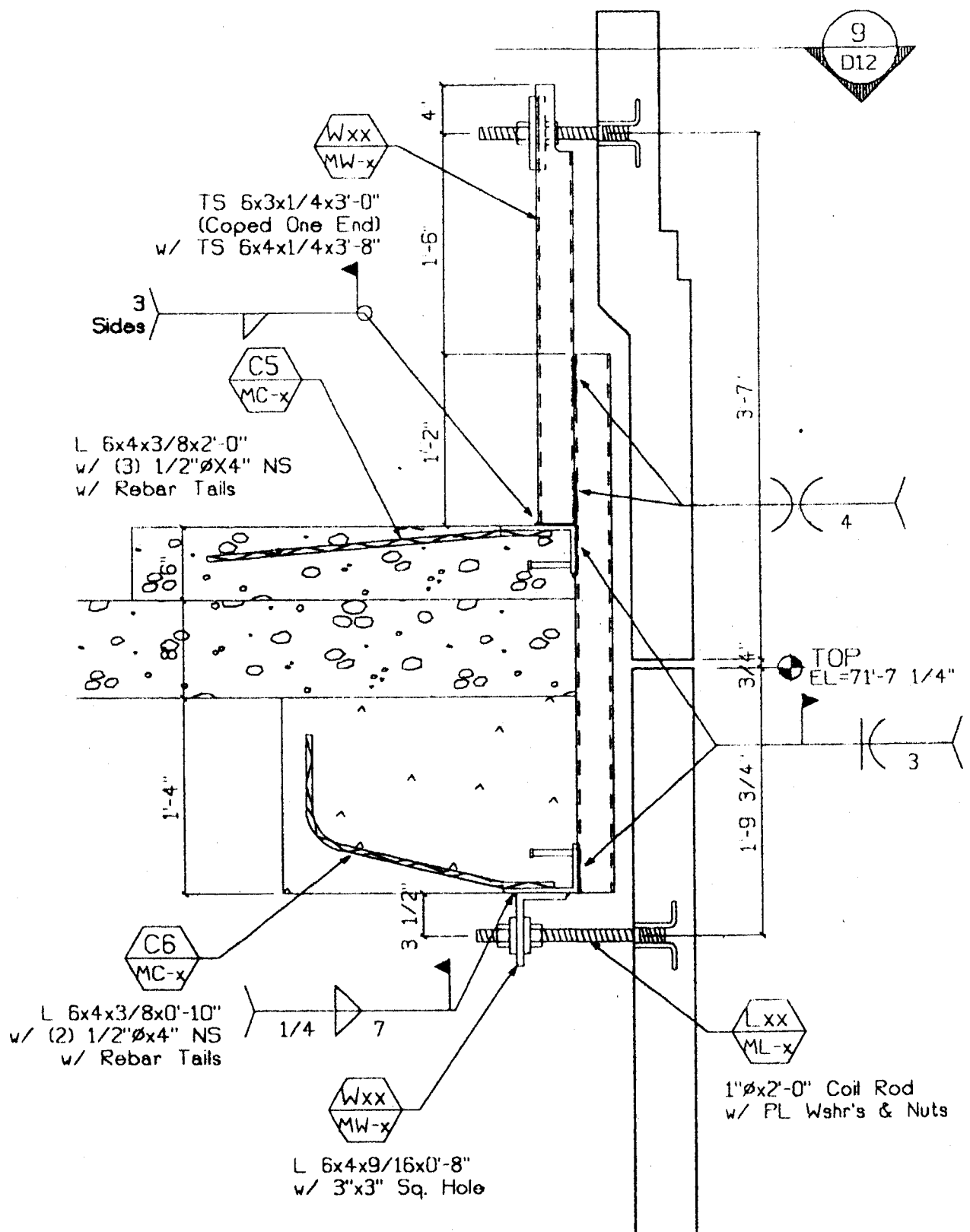
**2 Conn. Section**  
D12 1"=1'-0" Type:  $\nabla$  Top  
Type:  $\text{⊗}$  Bott.



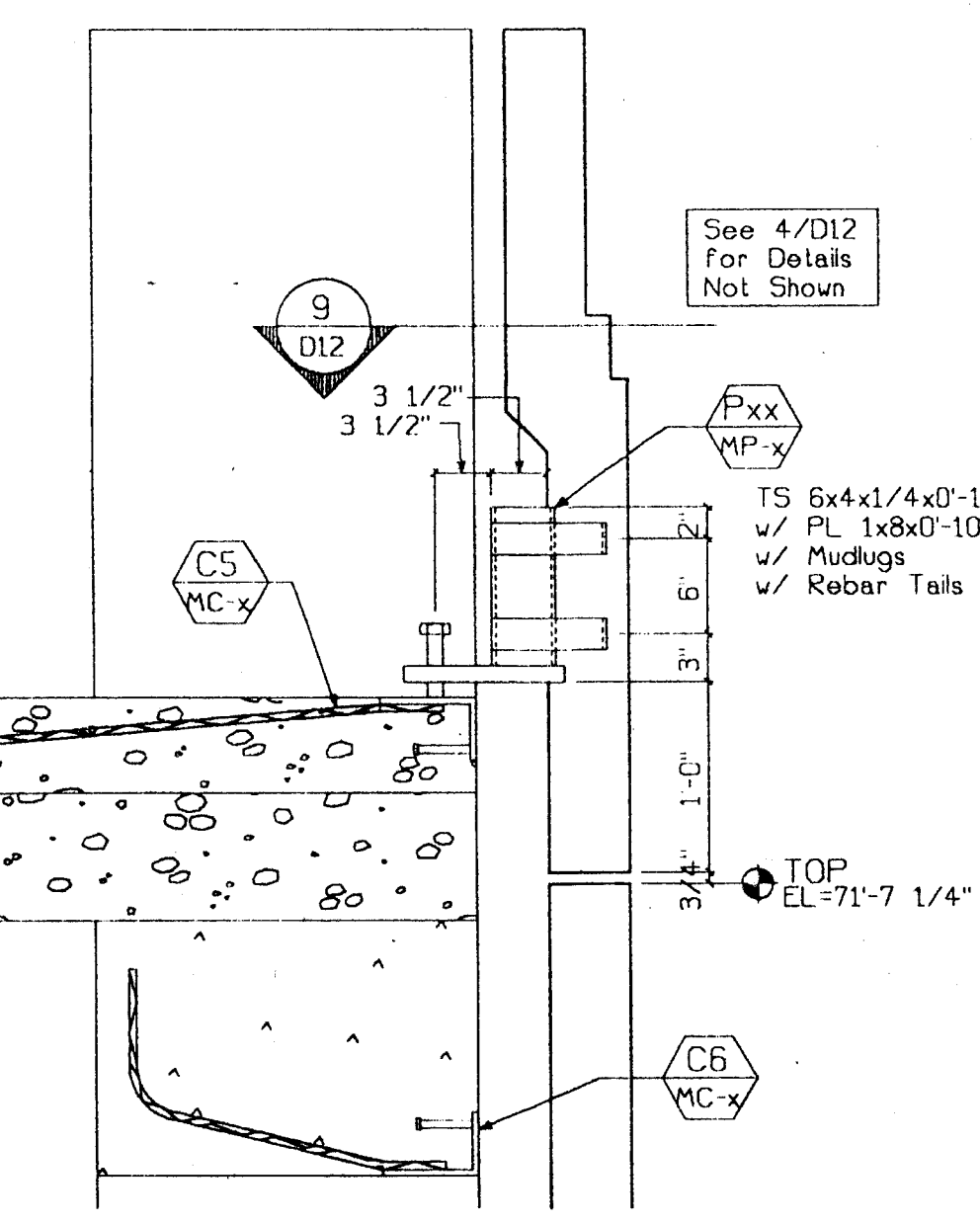
**1 Conn. Section**  
D12 1"=1'-0" Type:  $\nabla$



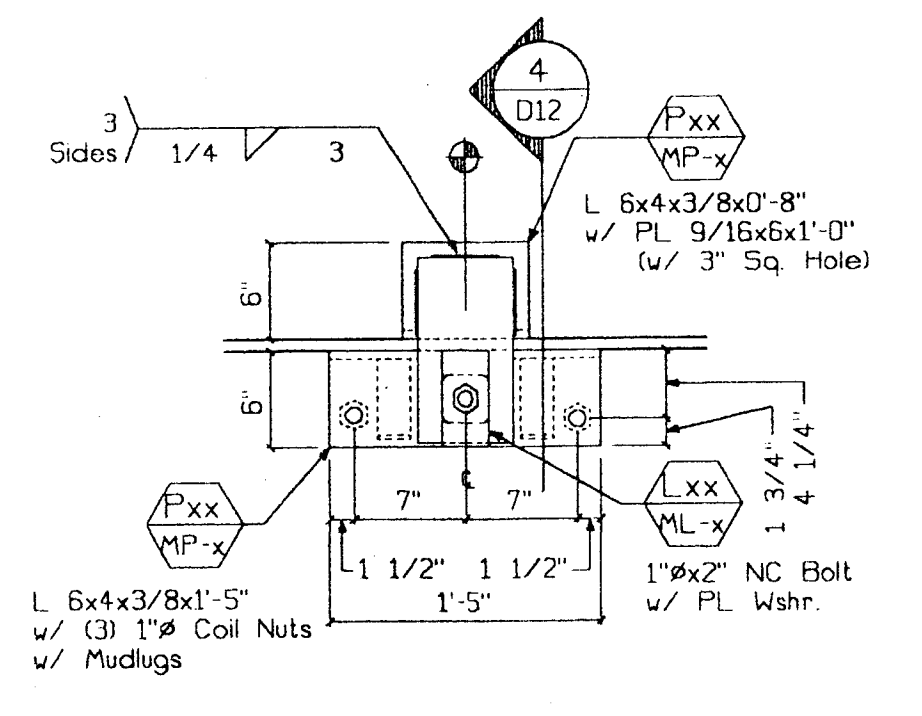
**9 Conn. Plan**  
D12 1"=1'-0" Type:  $\nabla$  Lf.  
Type:  $\nabla$  Rt.



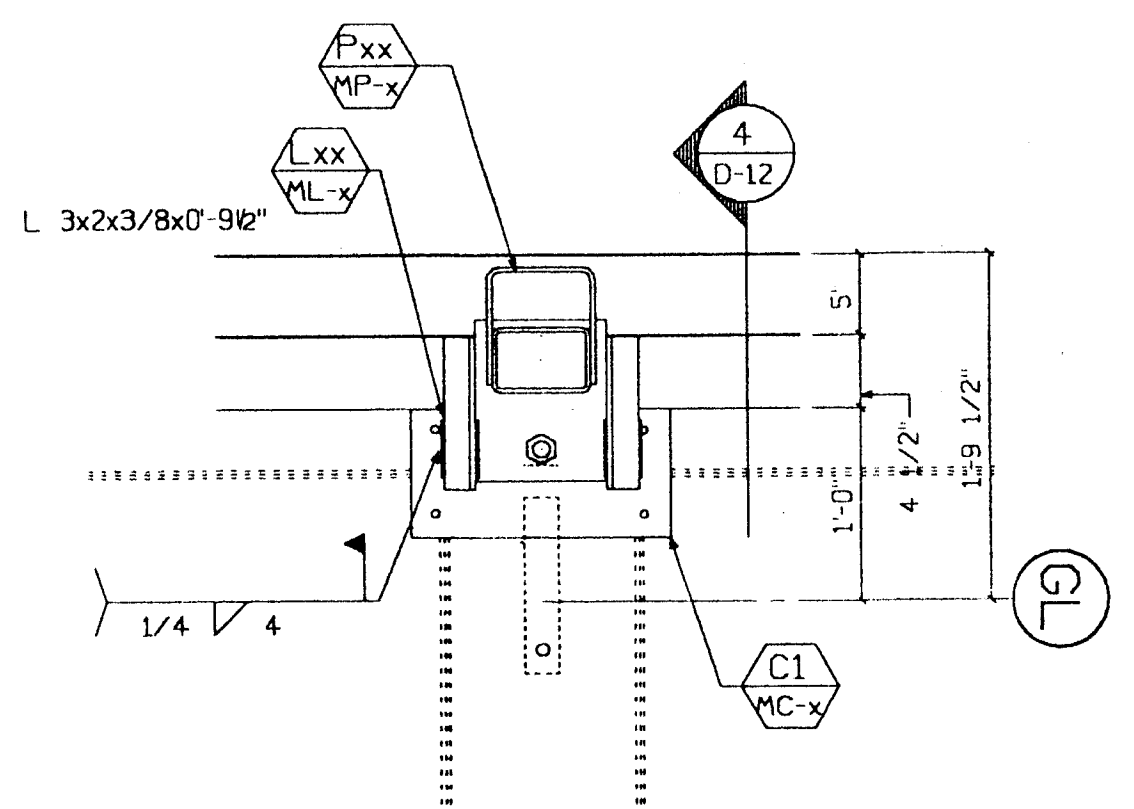
**8 Conn. Section**  
D12 1"=1'-0" Type:  $\text{⊗}$  Top  
Type:  $\text{⊗}$  Bott.



**7 Conn. Section**  
D12 1"=1'-0" Type:  $\nabla$




**5 B.O.P. - Shiplap**  
D12 1"=1'-0" Type:  $\text{⊗}$



**10 Conn. Plan**  
D12 1"=1'-0" Type:  $\nabla$

BH 3/28/00

Not Used



SUBMITTED  
MAR 17 2000  
CLARK PACIFIC

**CLARK PACIFIC 1999**  
ALL RIGHTS RESERVED

1980 South River Road  
West Sacramento CA 95691  
TEL: (916) 371-0305  
FAX: (916) 372-0323

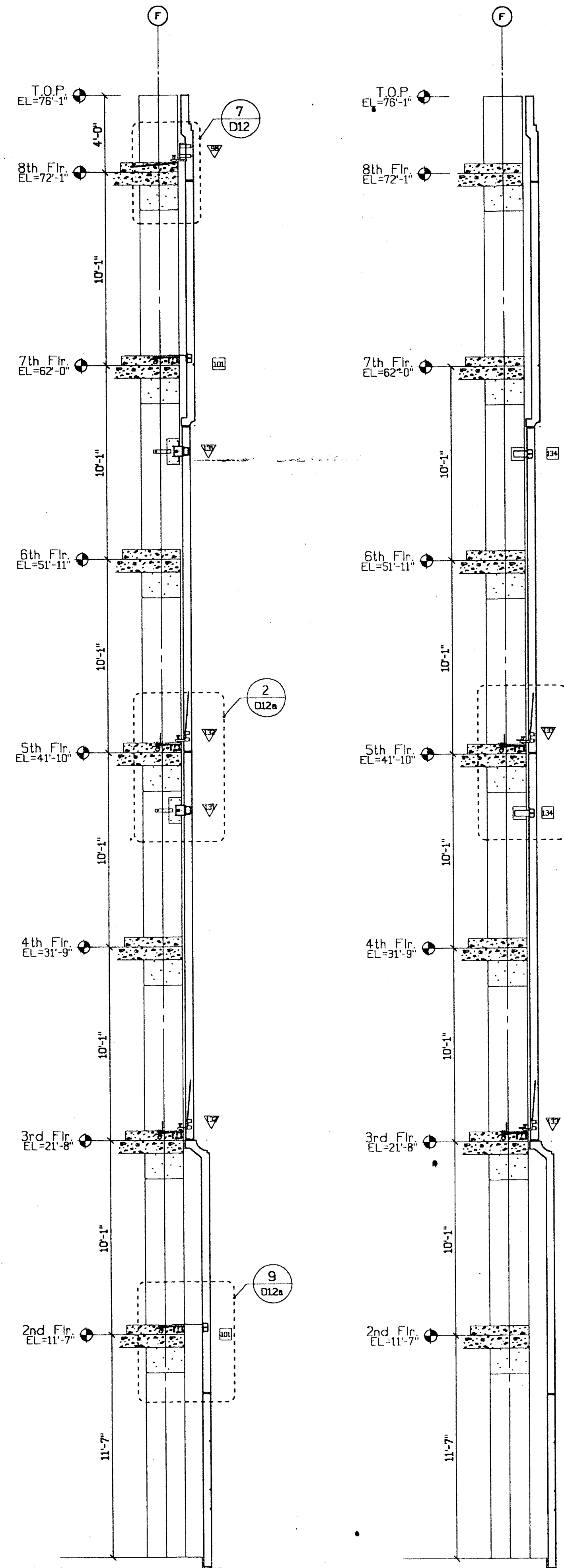
SCALE: As Noted  
DATE: 9/28/99  
SUBMITTED: JM 3/17/00

GENERAL CONTRACTOR  
Turner Constr.

PROJECT: Stockton CA, Parking Garage  
JOB NO. 1282  
DRAWING NUMBER D-12

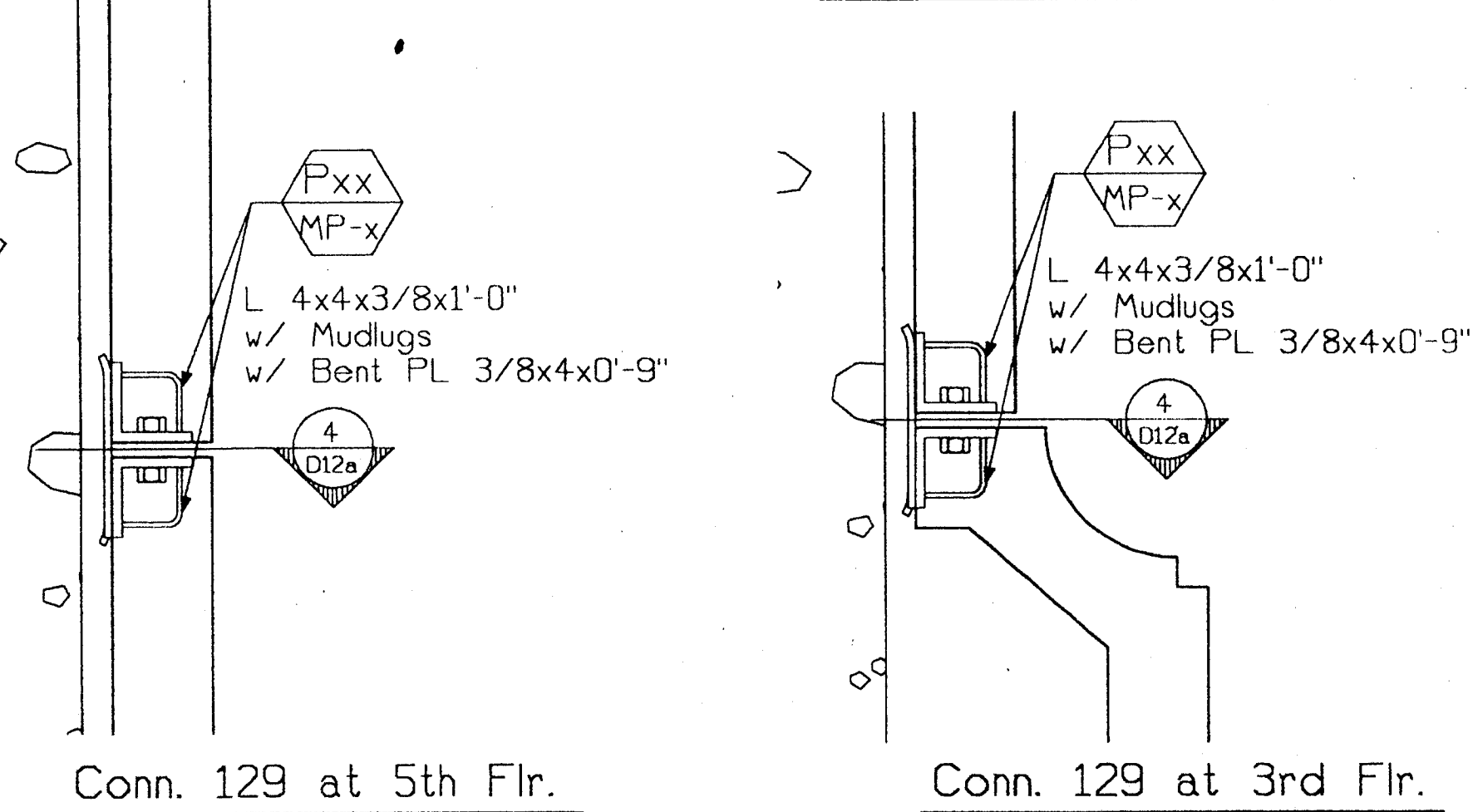
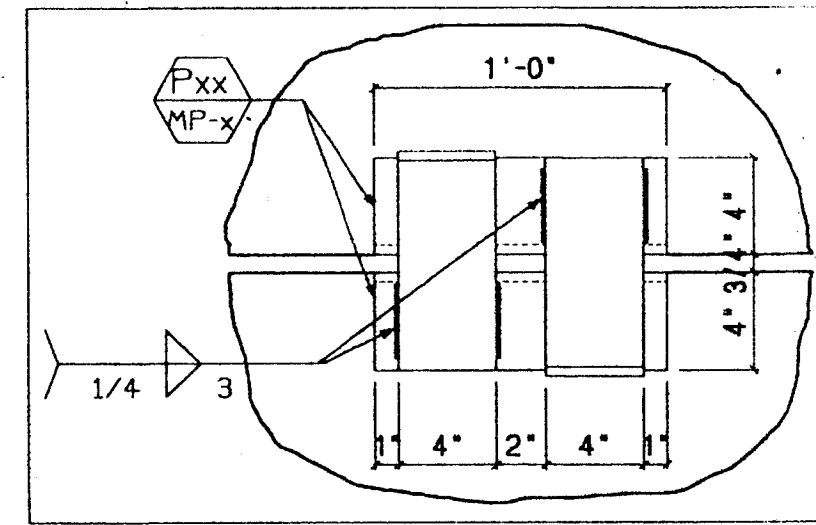
REV.	DESCRIPTION	DATE	BY	CHK.

REVISIONS



B Building Section  
D12a 1/4"=1'-0"

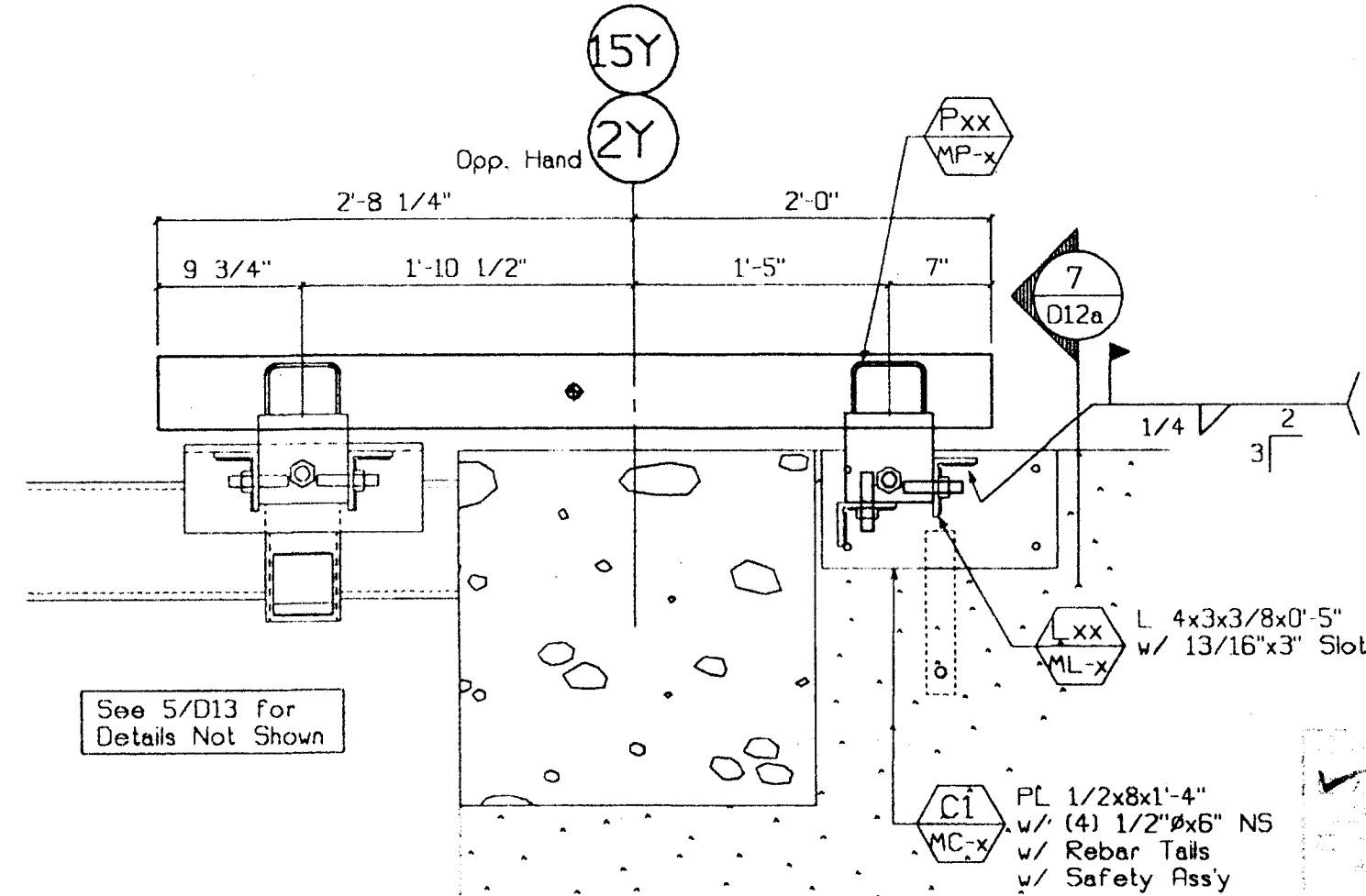
C Building Section  
D12a 1/4"=1'-0"



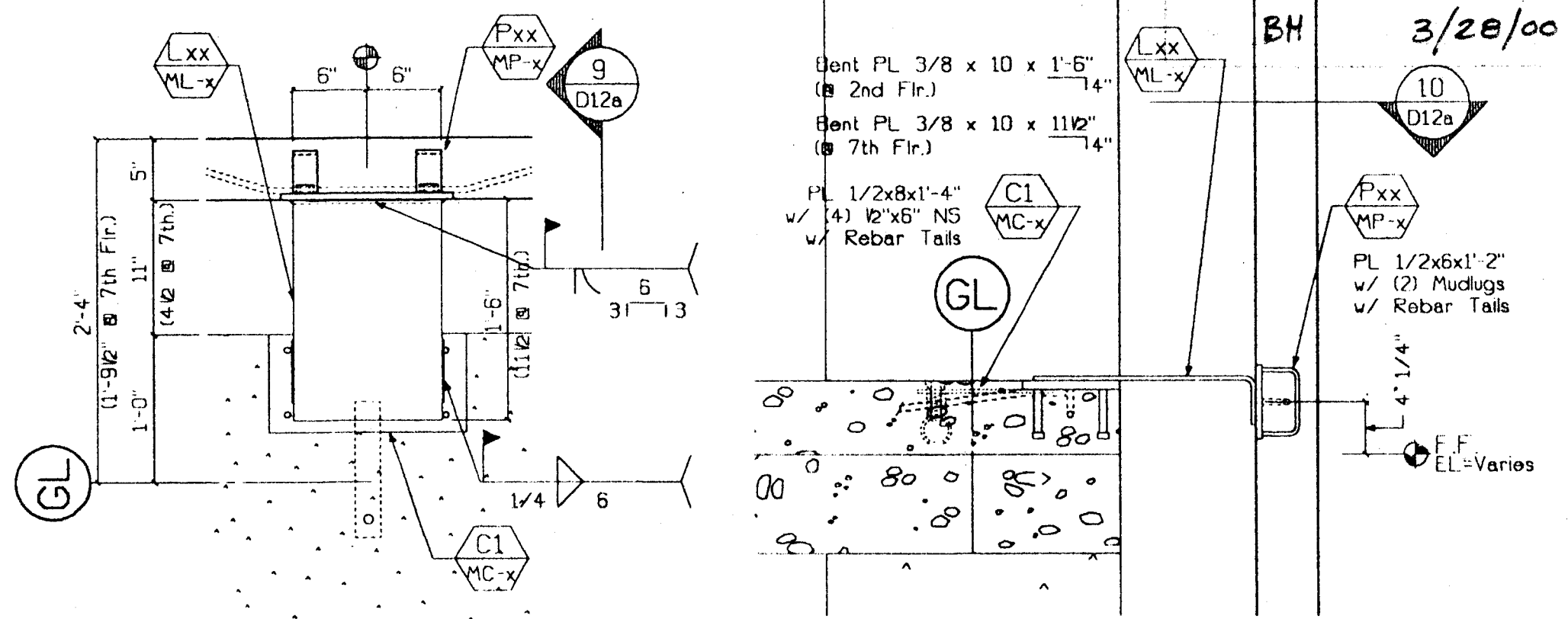
Conn. 129 at 5th Flr.

Conn. 129 at 3rd Flr.

3 Shiplap Connection  
D12a 1"=1'-0" Type: 13

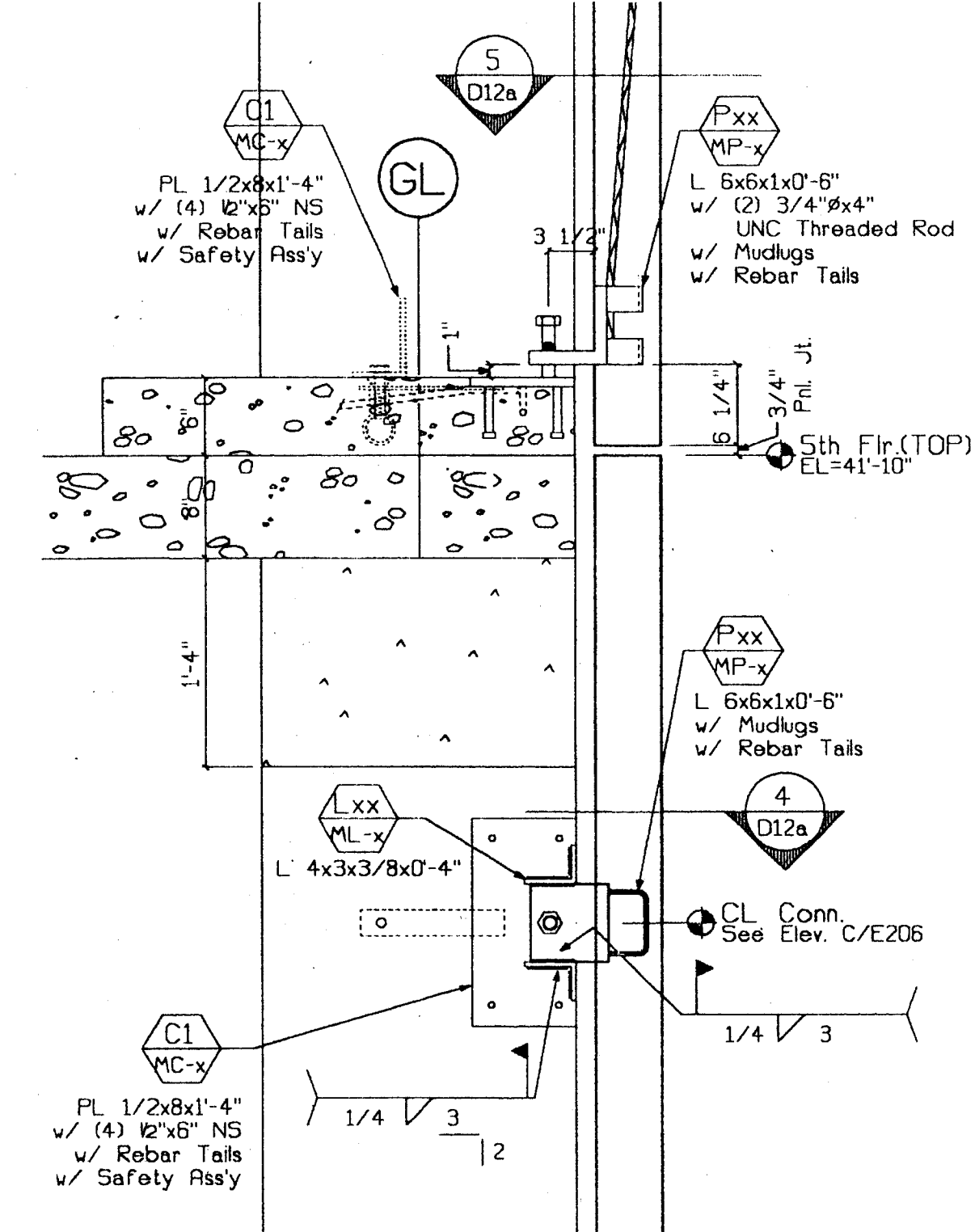


6 Conn. Section  
D12a 1"=1'-0" Type: 13 LF, 13 RT

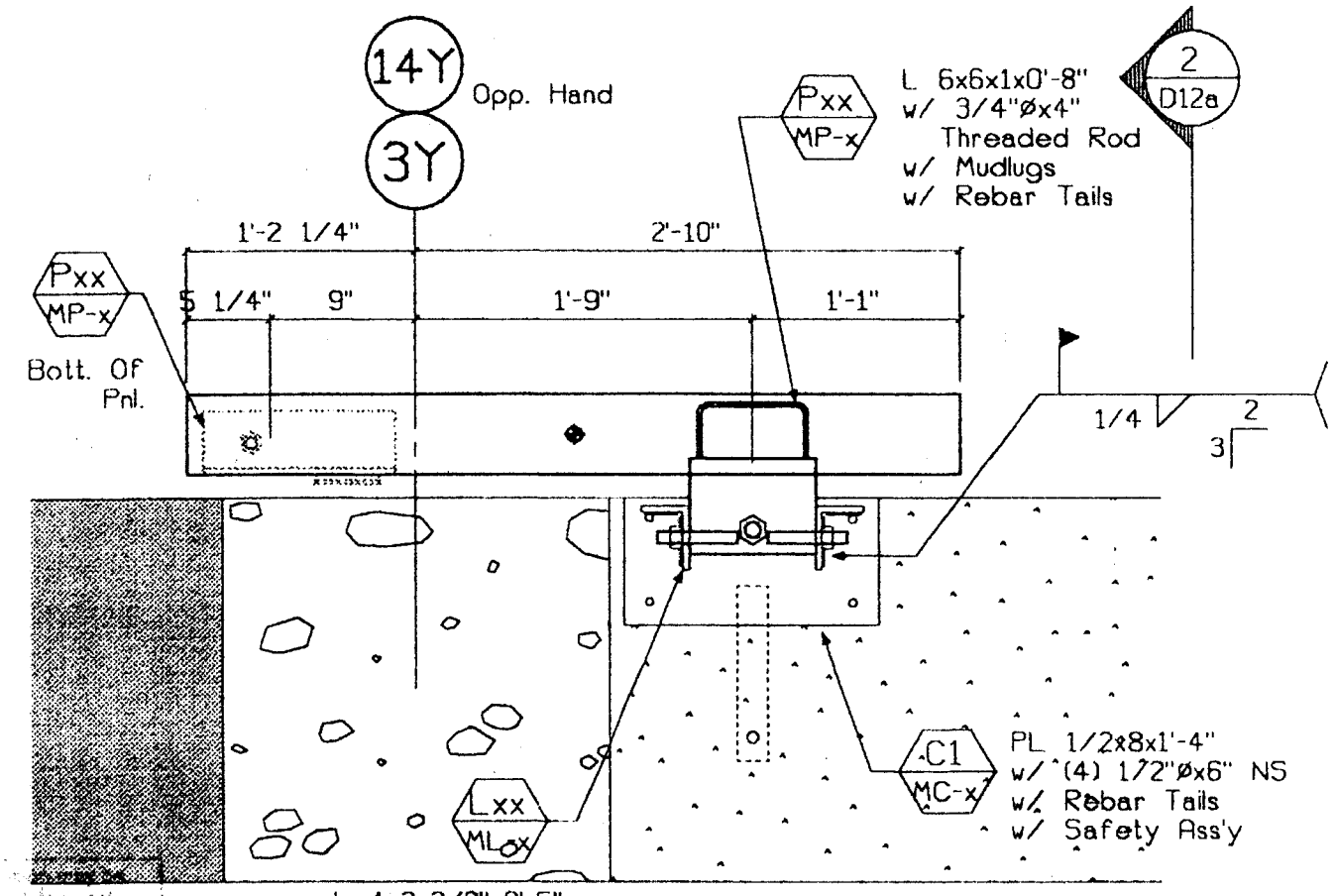


10 Plan - Lateral Conn.  
D12a 1"=1'-0" Type: 13

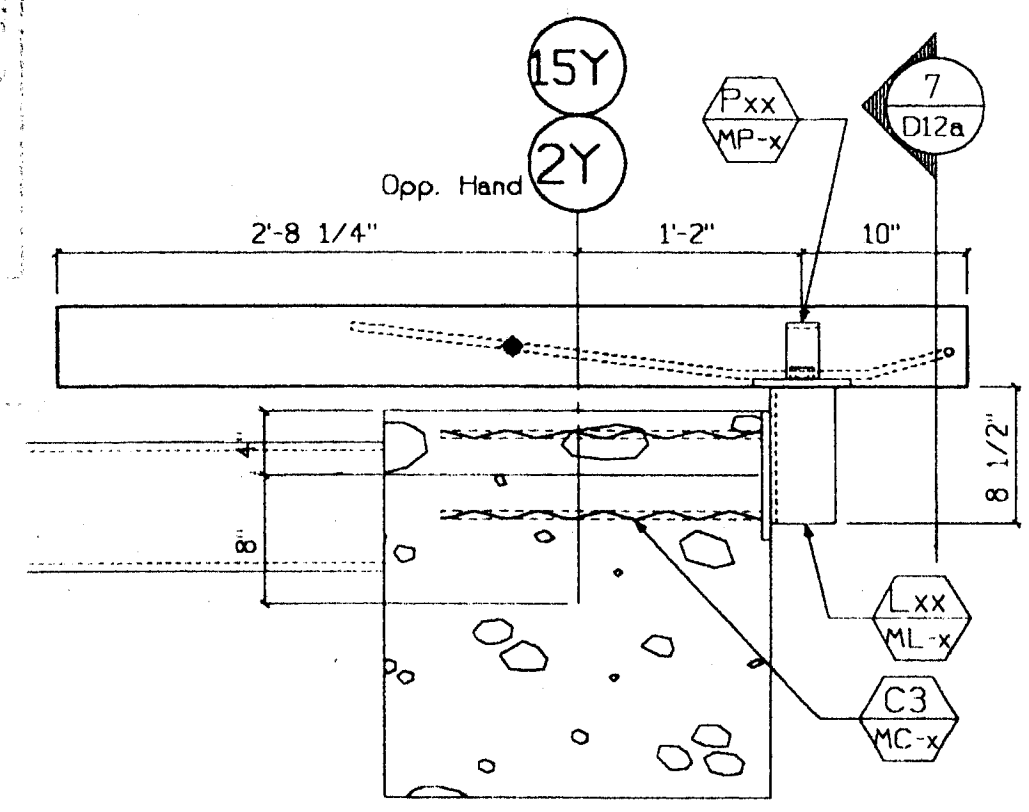
9 Conn. Section  
D12a 1"=1'-0" Type: 13



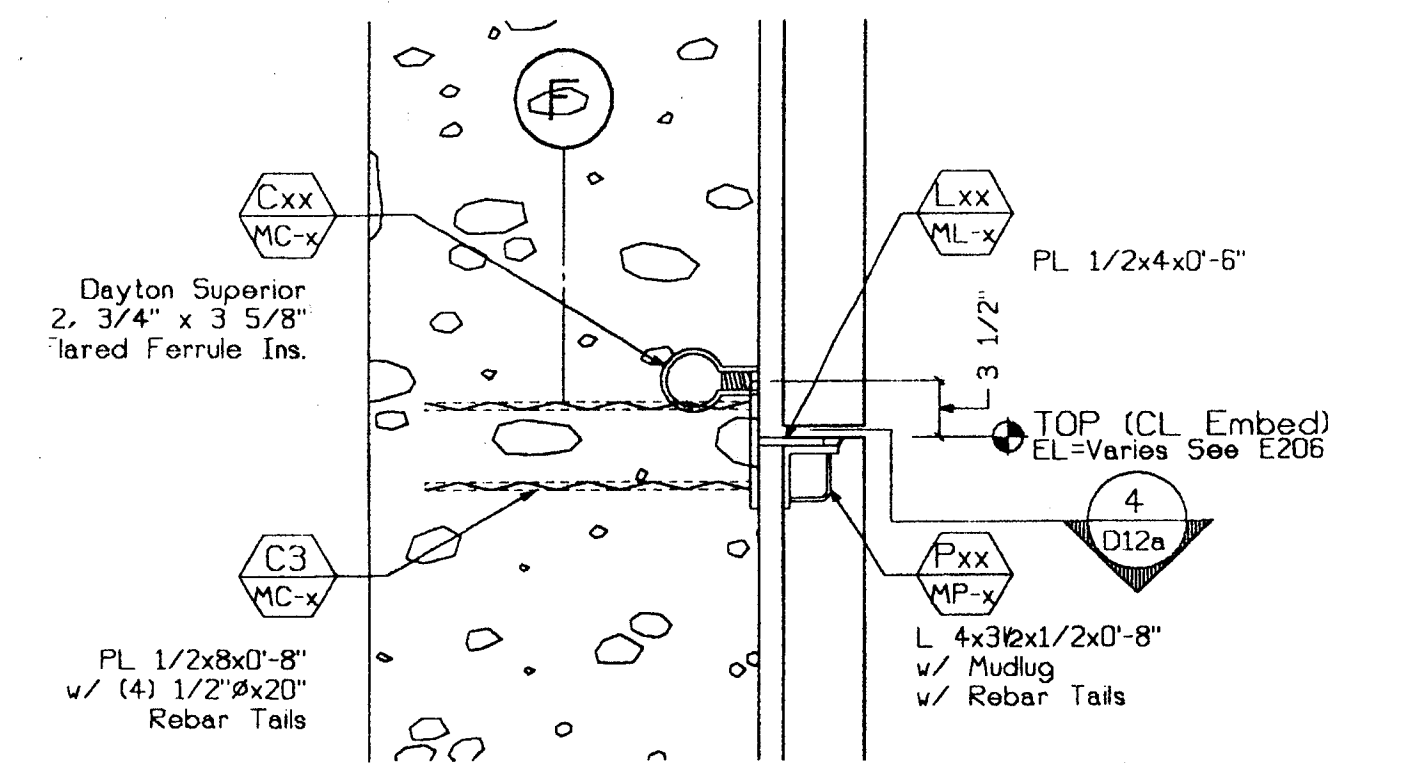
2 Conn. Section  
D12a 1"=1'-0" Type: 13 Top, 13 Bot.



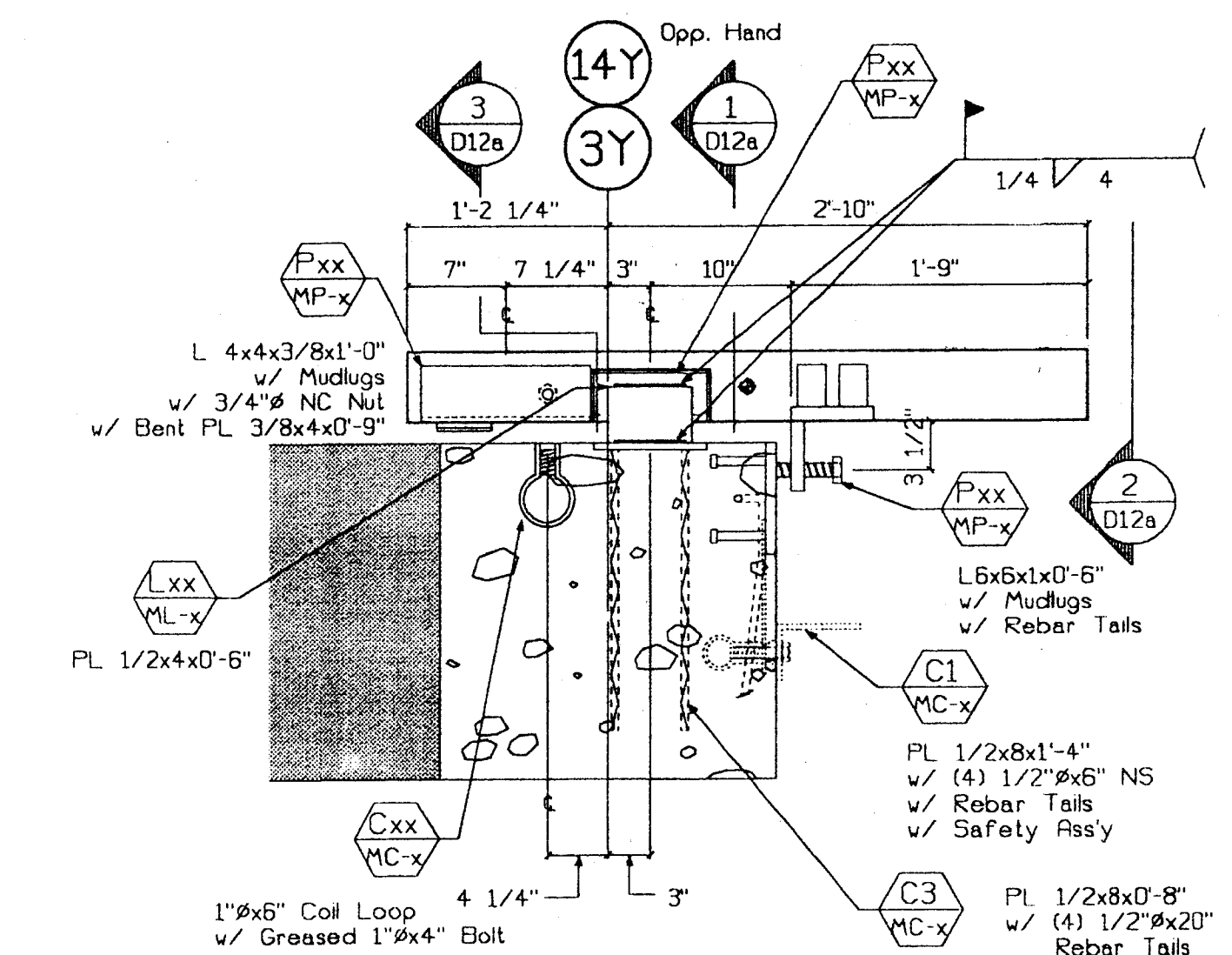
5 Conn. Section  
D12a 1"=1'-0" Type: 13 LF, 13 RT



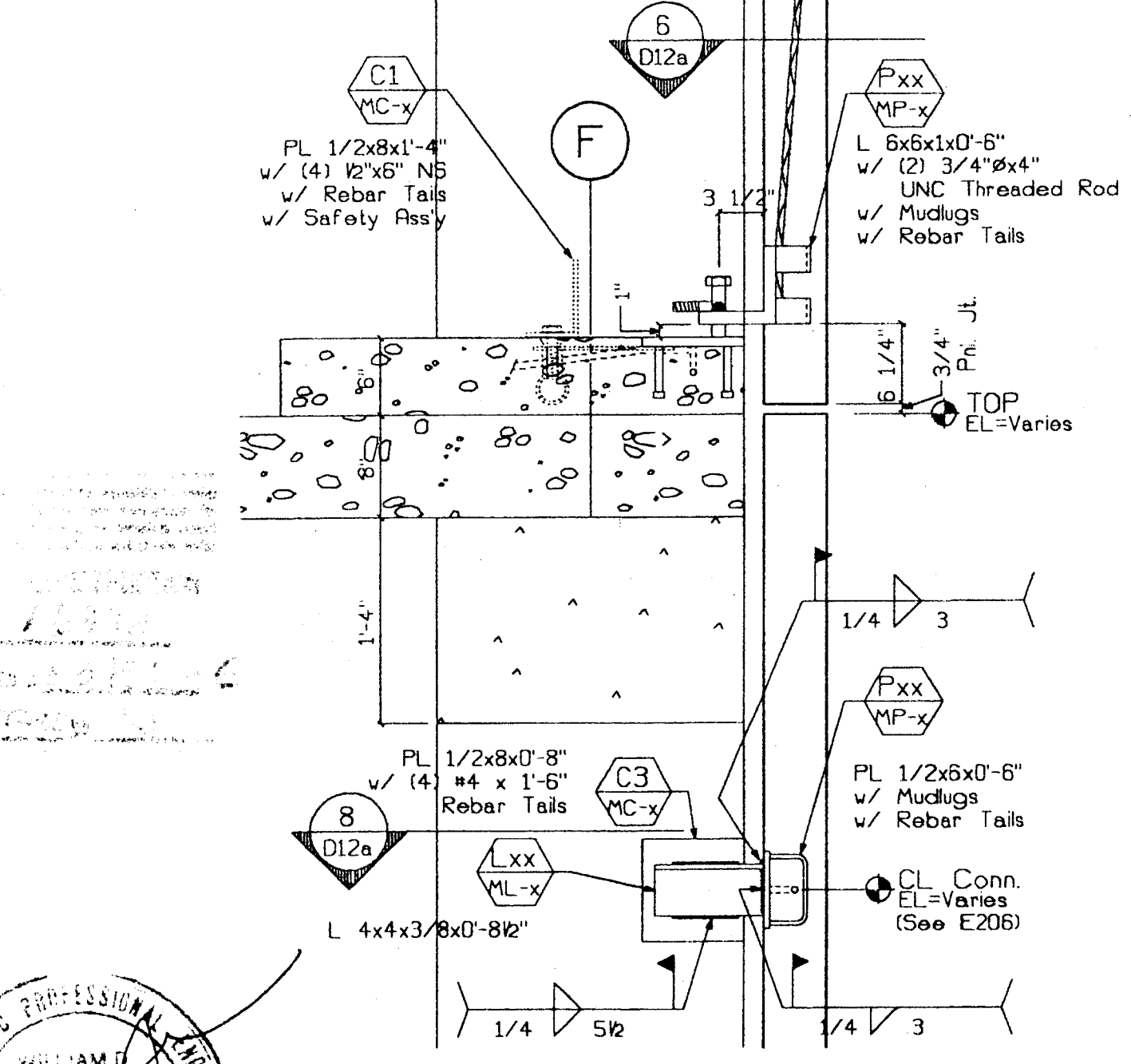
8 Conn. Plan  
D12a 1"=1'-0" Type: 13




1 Conn. Section  
D12a 1"=1'-0" Type: 13



4 Conn. Section  
D12a 1"=1'-0" Type: 13 LF, 13 Md, 13 RT



7 Conn. Section  
D12a 1"=1'-0" Type: 13 Top, 13 Bot.



SUBMITTED  
MAR 17 2000  
CLARK PACIFIC

© CLARK PACIFIC 1999  
ALL RIGHTS RESERVED

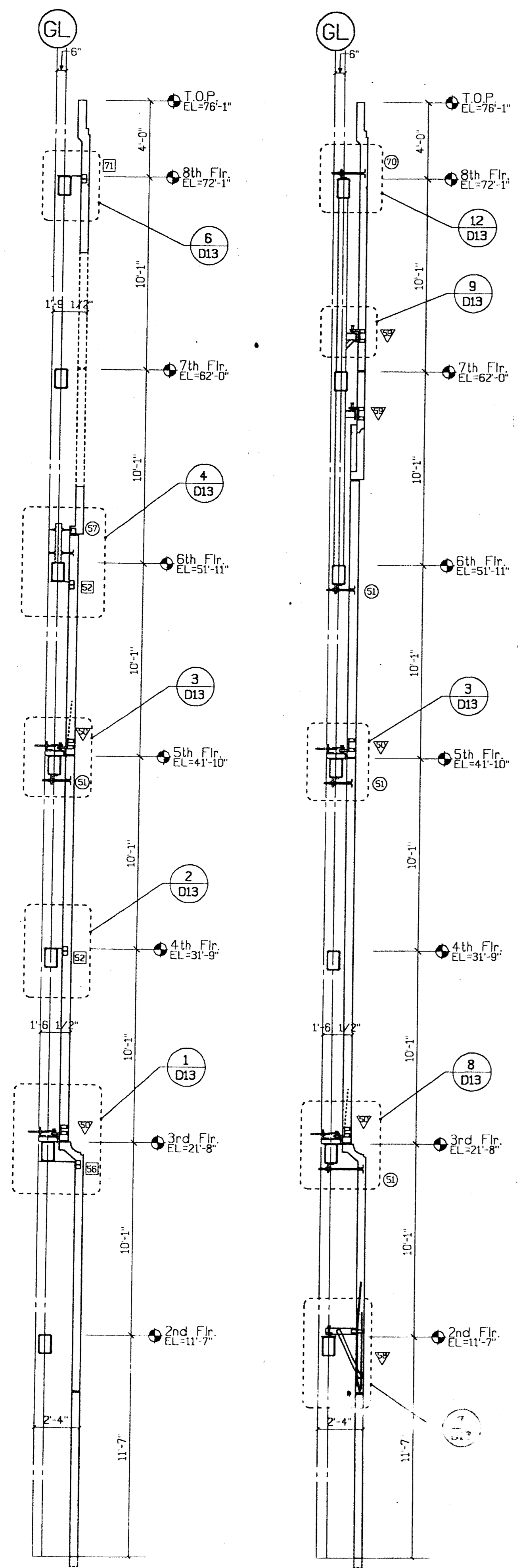
ITEM	BY	DATE	REV.	DESCRIPTION	DATE	BY	CHK.

**CLARK PACIFIC**  
1980 South River Road  
West Sacramento CA 95691  
TEL: (916) 371-0305  
FAX: (916) 372-0329

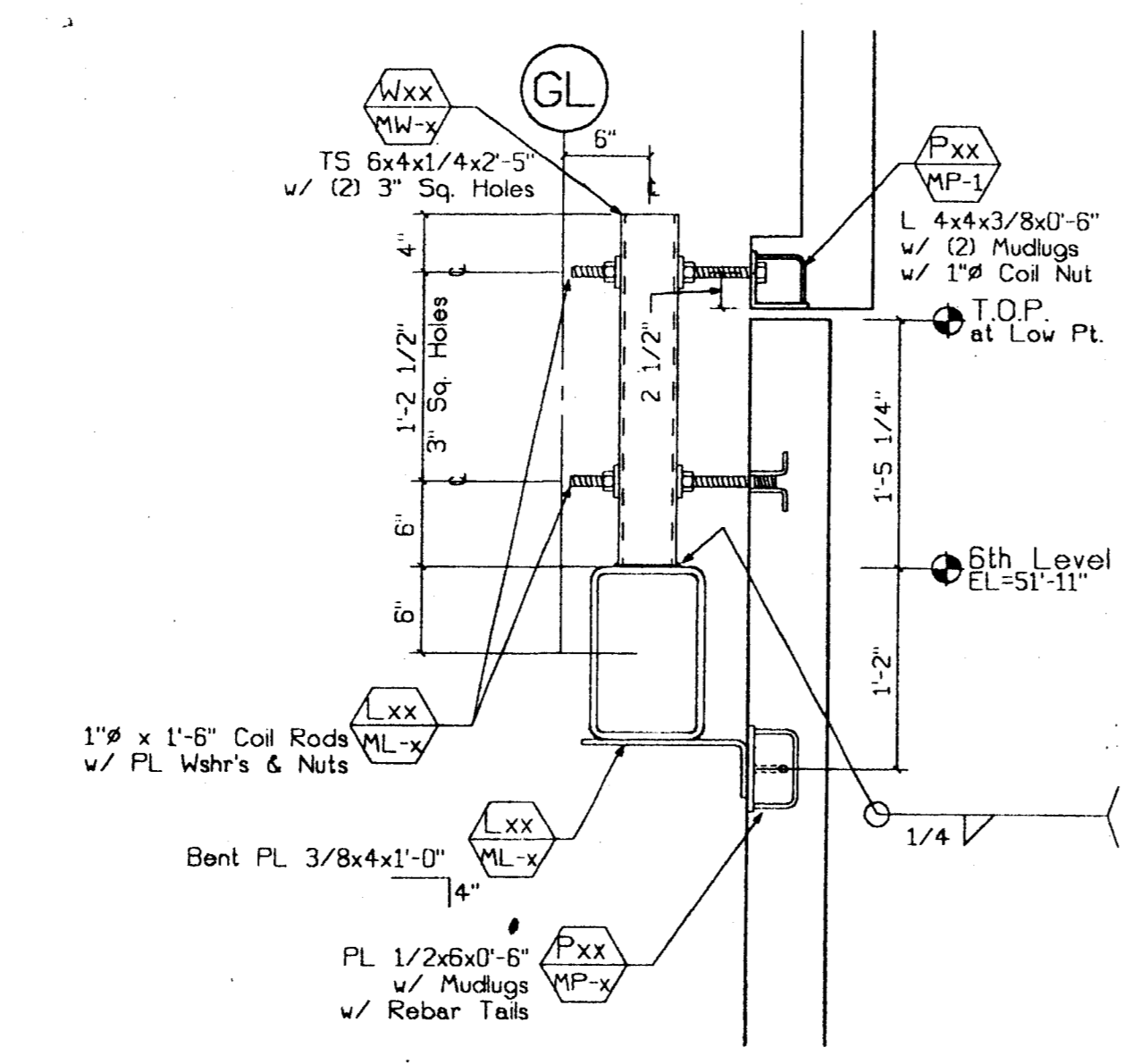
GENERAL CONTRACTOR  
**Turner Constr.**

PROJECT: Stockton CA, Parking Garage  
JOB NO. 1282  
DRAWN BY: JM  
CHECKED BY: [Signature]  
CONNECTION DETAILS  
DRAWING NUMBER D-12a

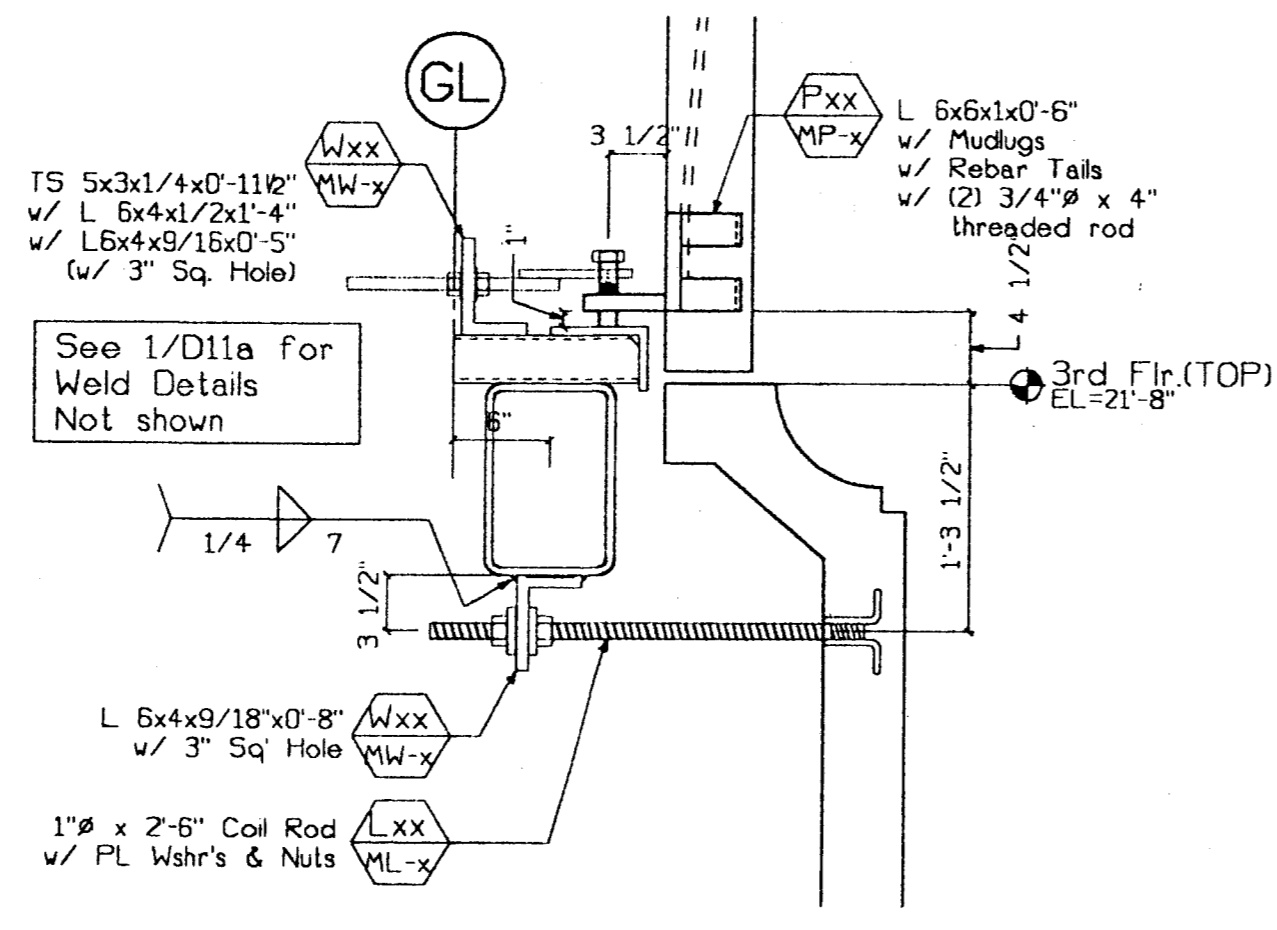




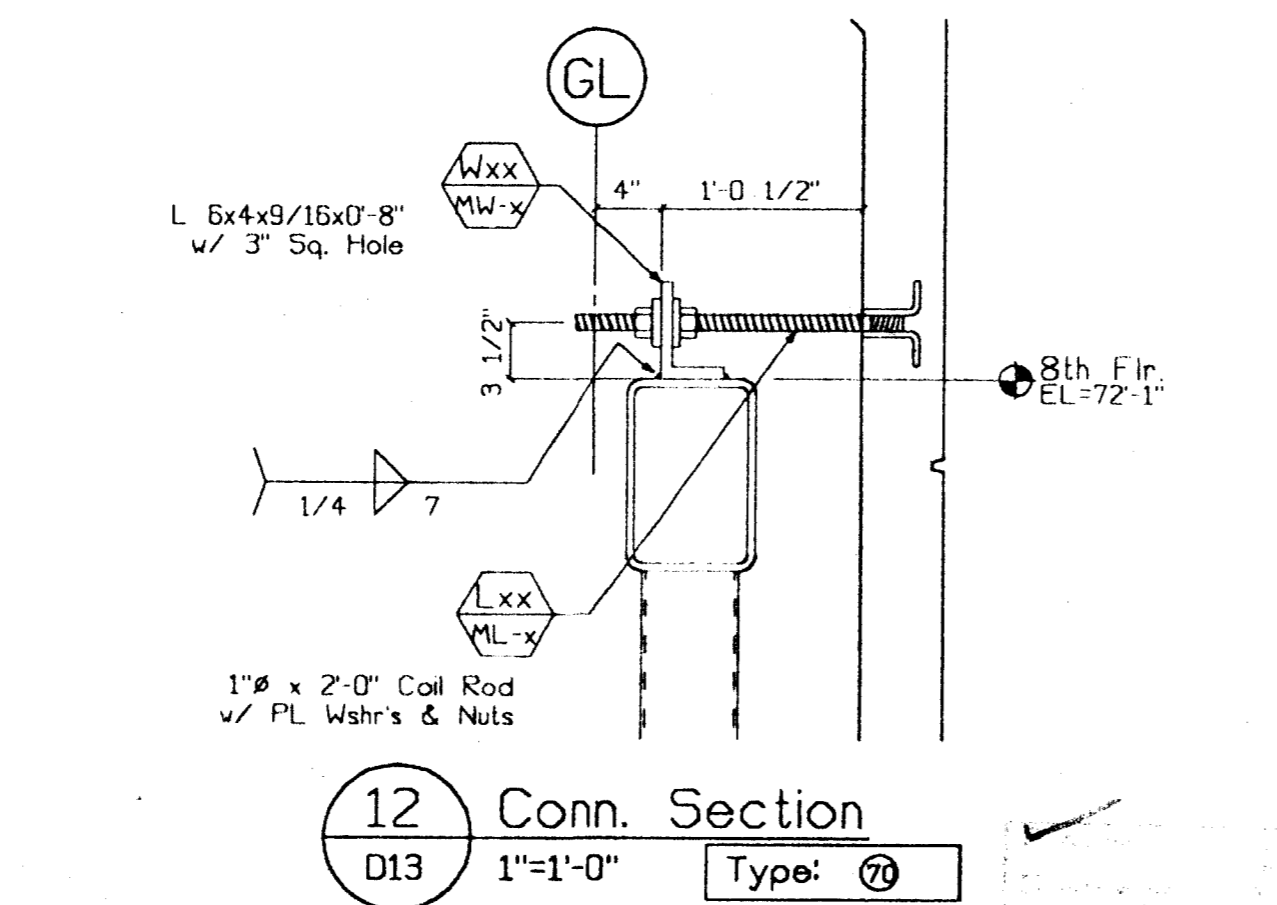
A Parking - Sect. 1/4"=1'-0"  
 B Parking - Sect. 1/4"=1'-0"



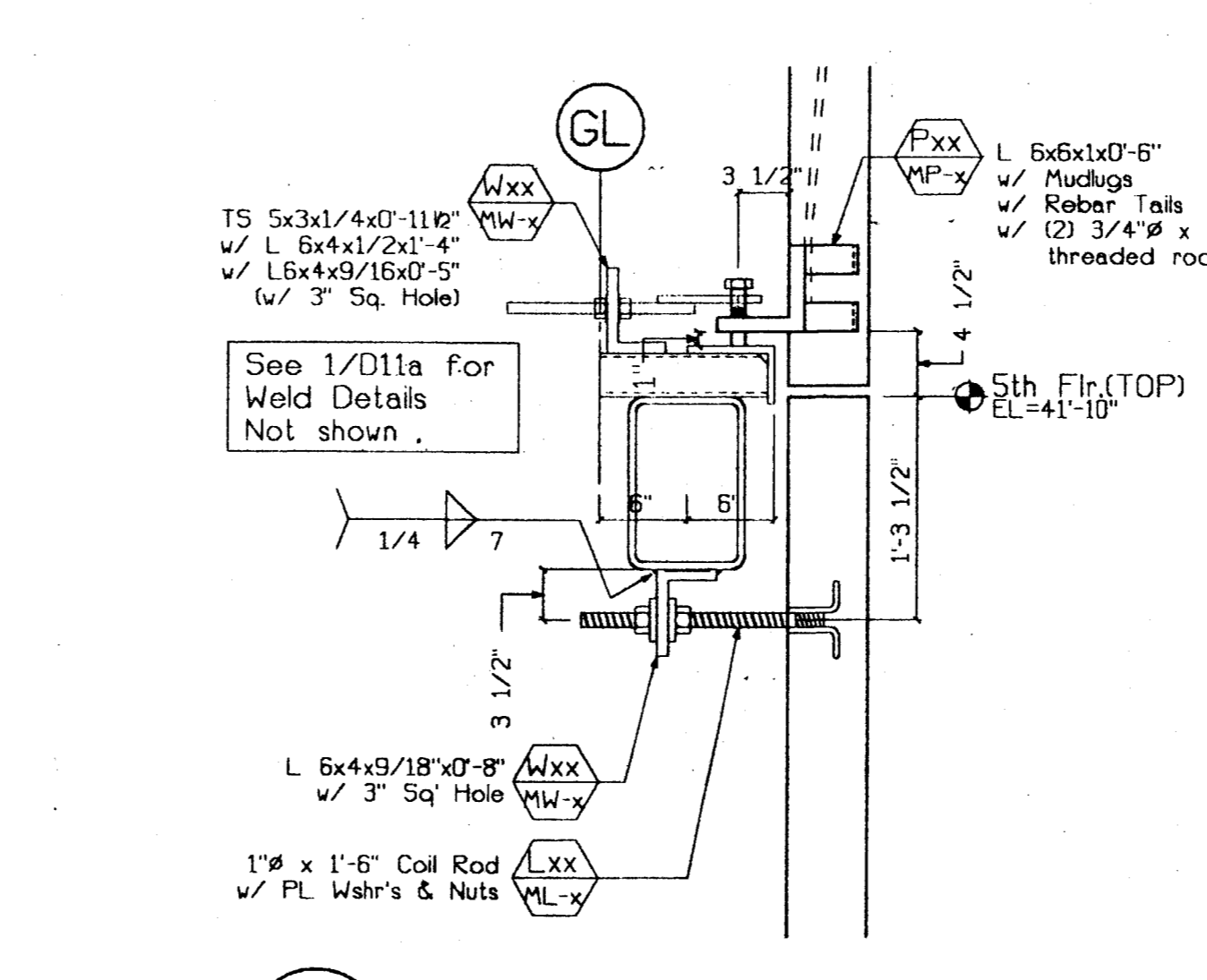
4 Conn. Section  
 D13 1"=1'-0" Type: 5 Top  
 Type: 5 Bot.



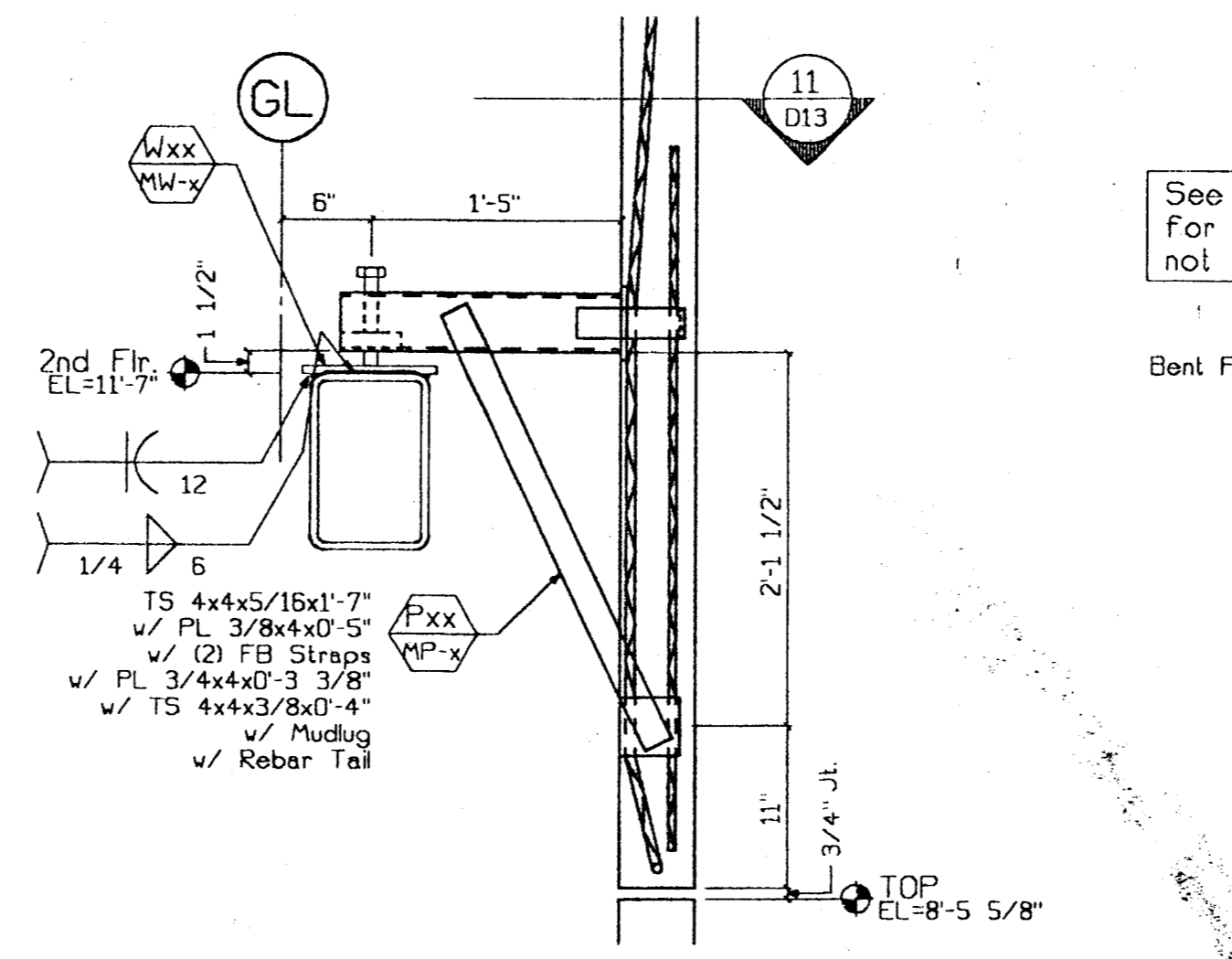
8 Conn. Section  
 D13 1"=1'-0" Type: 5 Top  
 Type: 5 Bot.



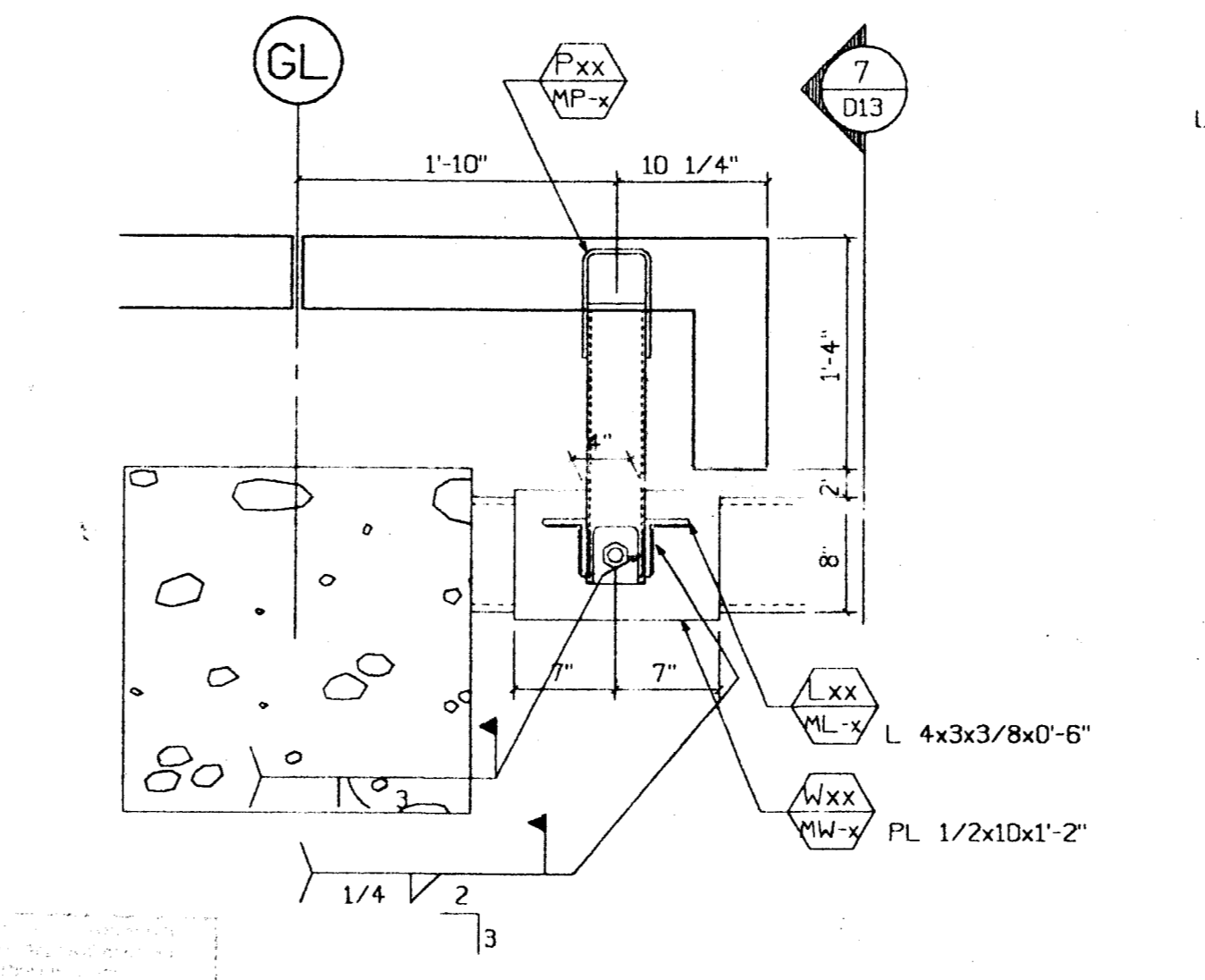
12 Conn. Section  
 D13 1"=1'-0" Type: 7



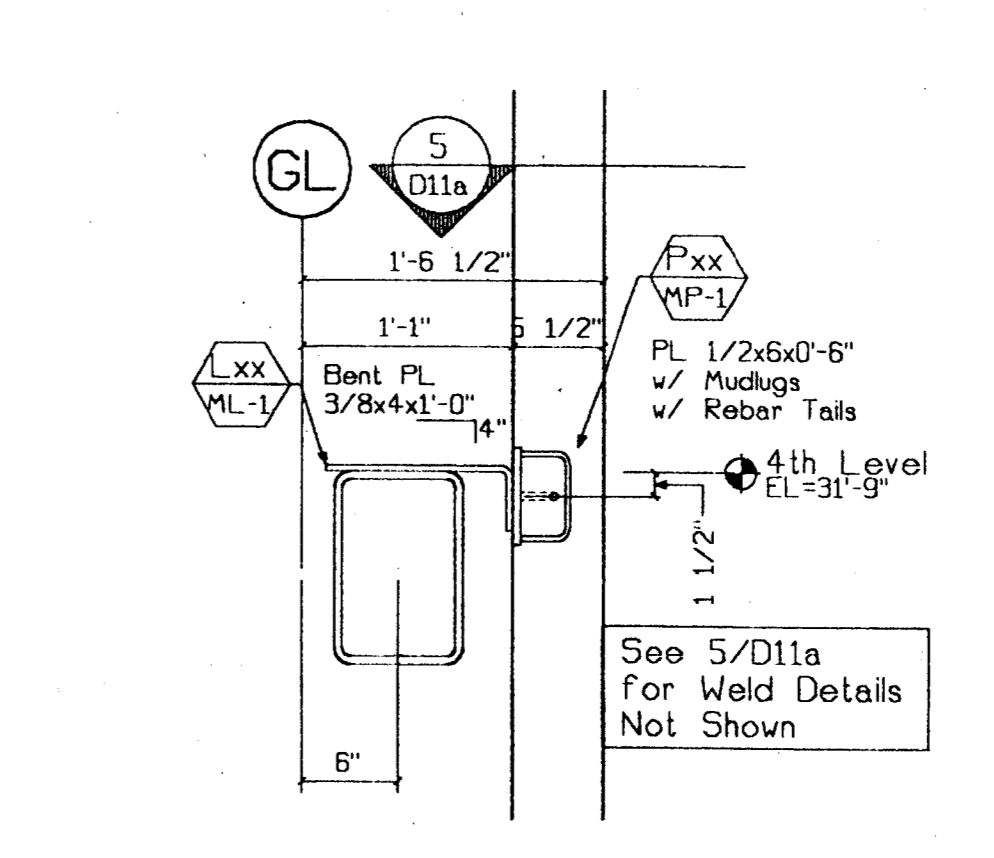
3 Conn. Section  
 D13 1"=1'-0" Type: 5 Top  
 Type: 5 Bot.



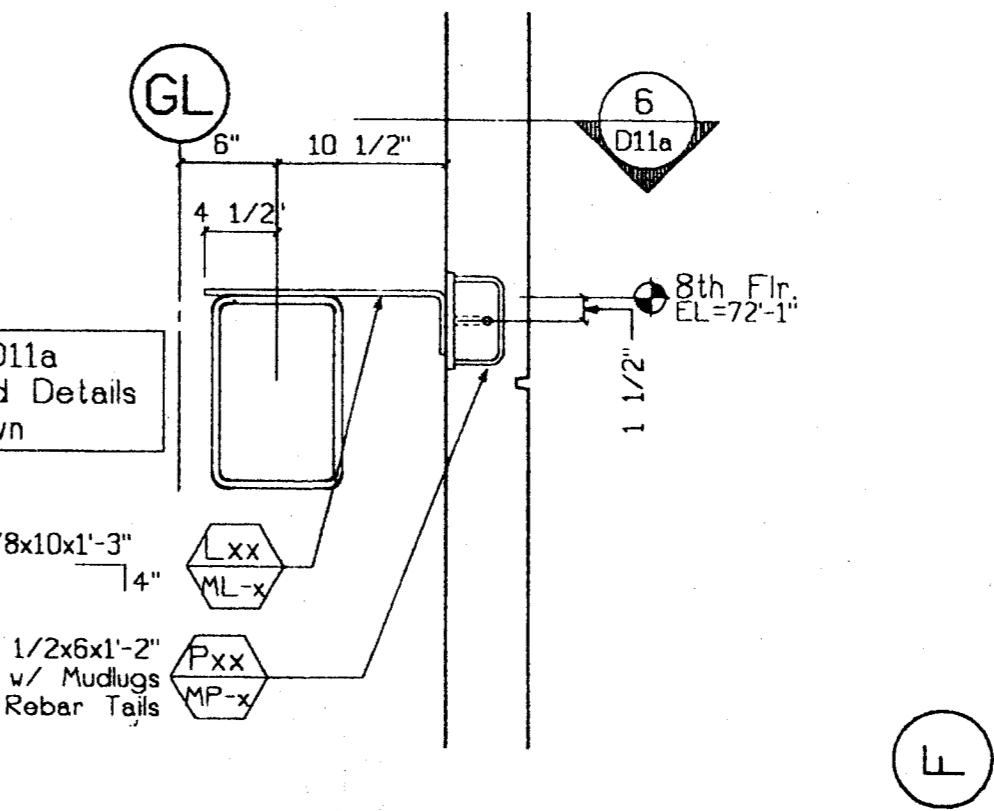
7 Conn. Section  
 D13 1"=1'-0" Type: 5



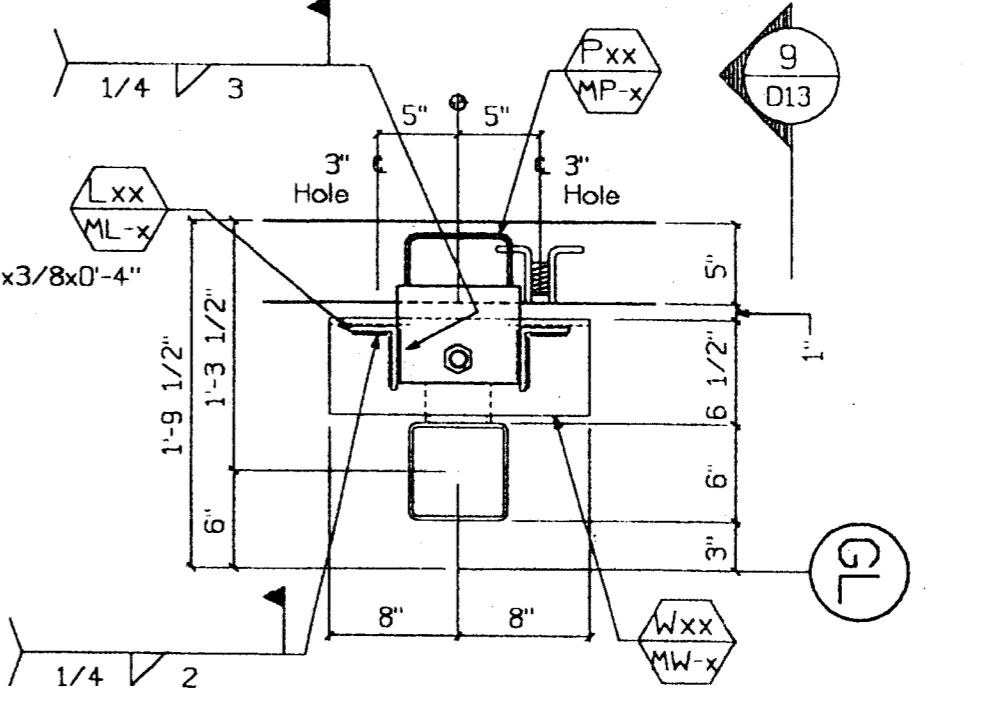
11 Plan View  
 D13 1"=1'-0" Type: 5



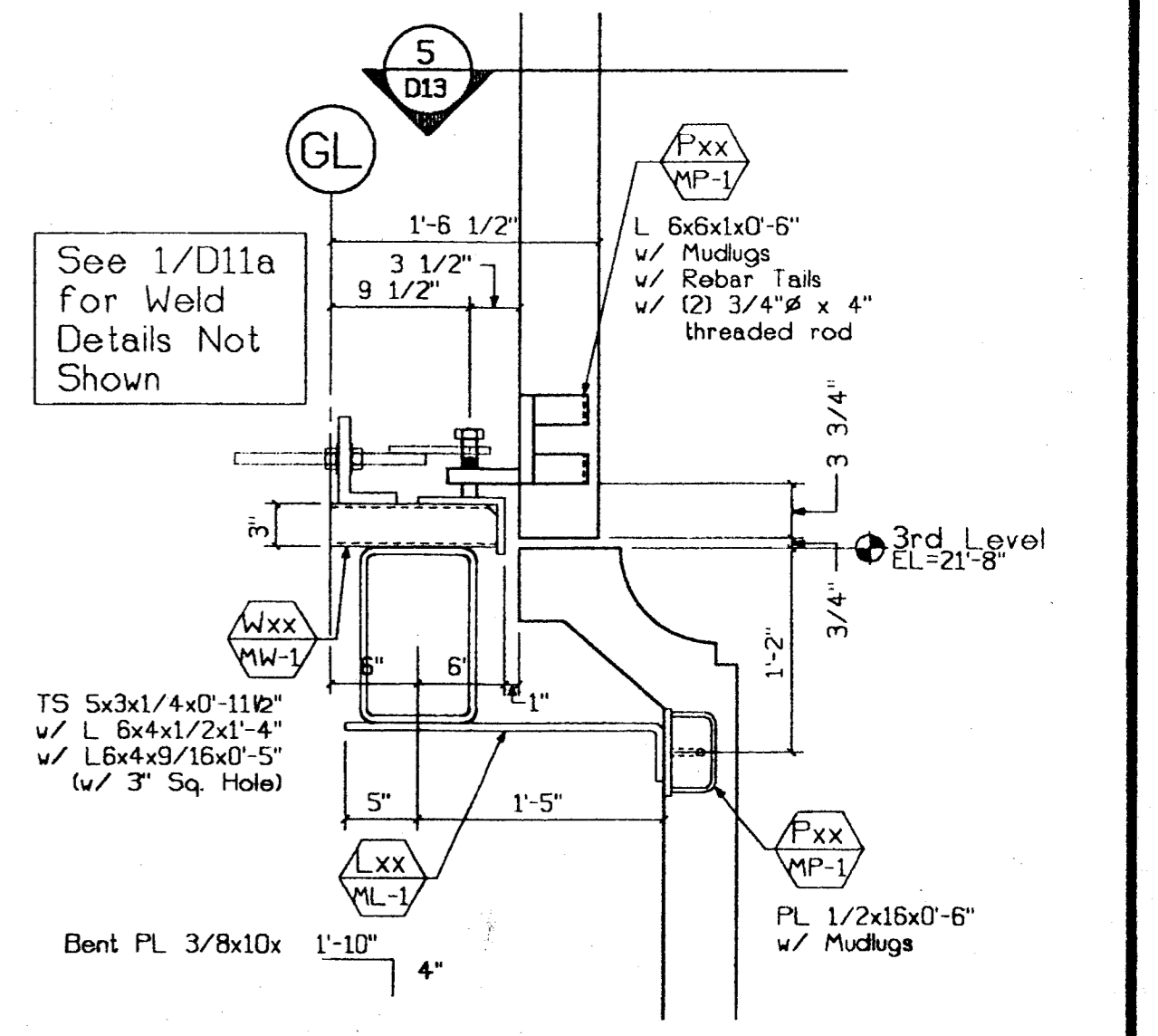
2 Conn. Section  
 D13 1"=1'-0" Type: 5



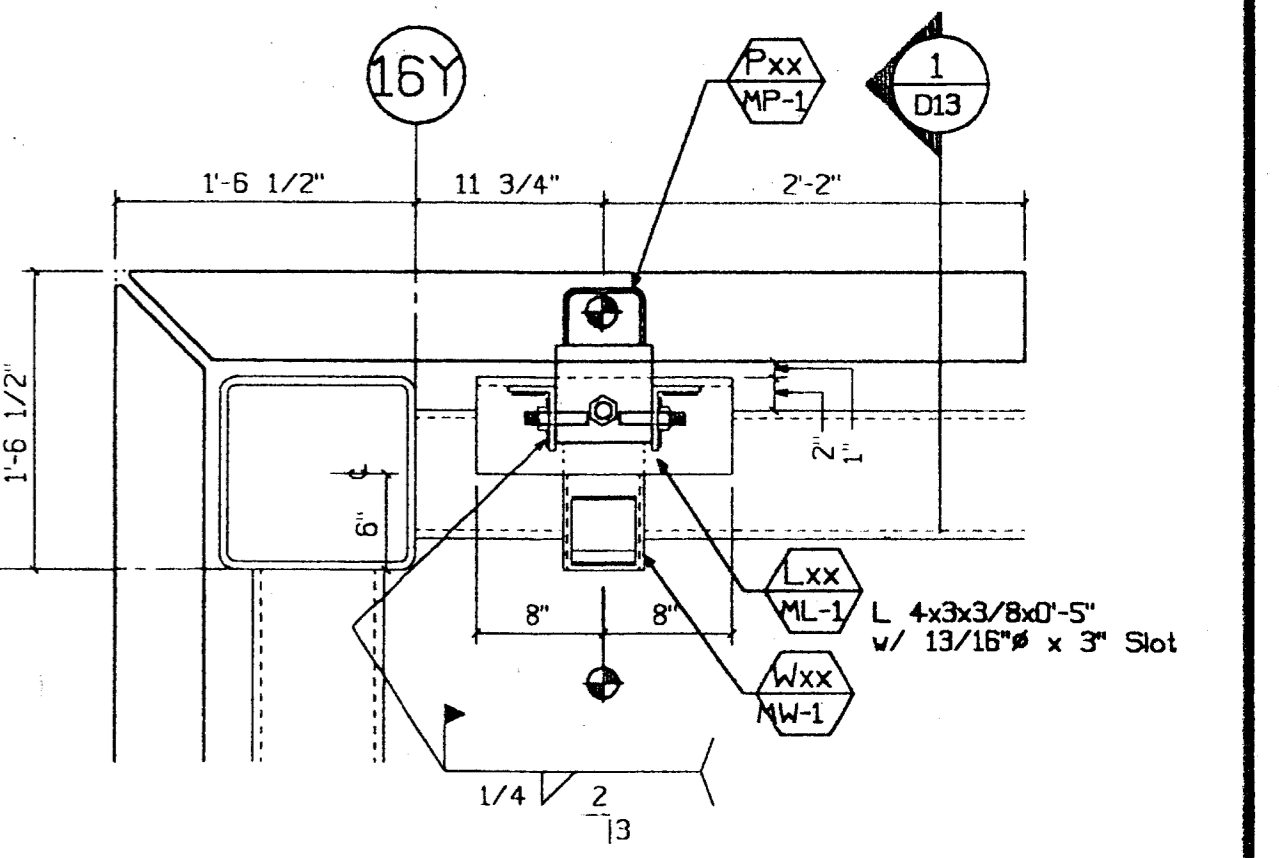
6 Conn. Section  
 D13 1"=1'-0" Type: 7



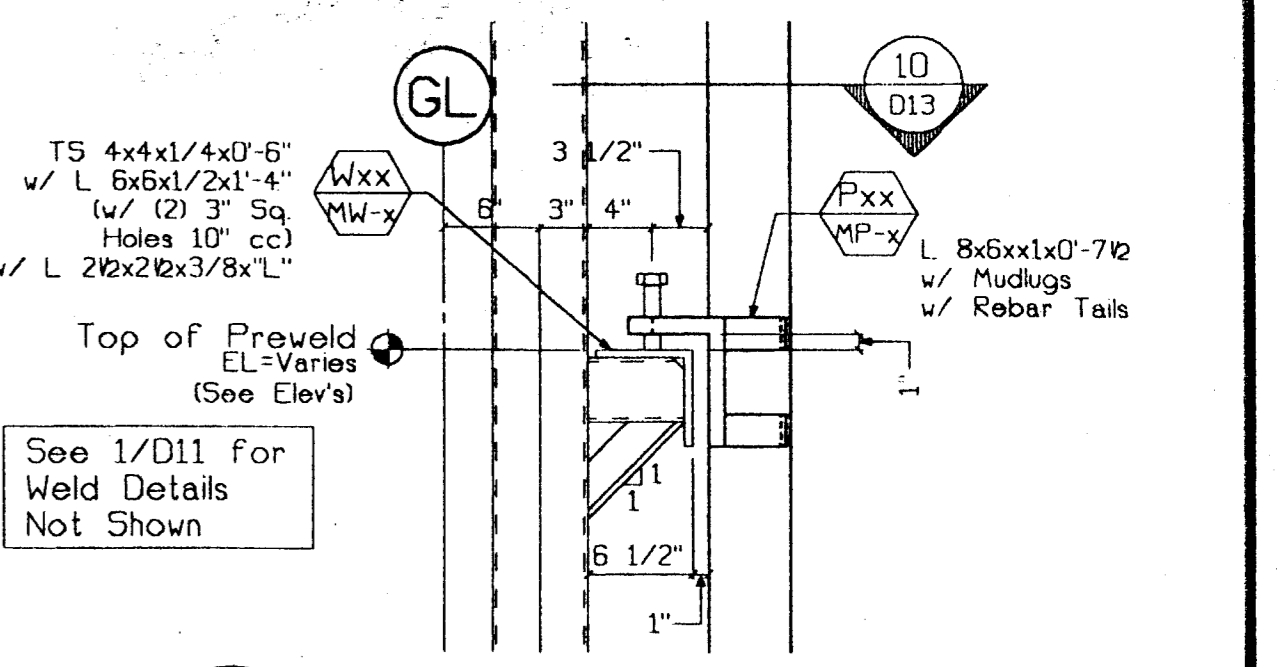
10 Conn. Plan  
 D13 1"=1'-0" Type: 5




1 Conn. Section  
 D13 1"=1'-0" Type: 5 Top  
 Type: 5 Bot.



5 Plan View  
 D13 1"=1'-0" Type: 5



9 Conn. Section  
 D13 1"=1'-0" Type: 5



SUBMITTED  
 MAR 17 2000  
 CLARK PACIFIC

BH 3/20/00

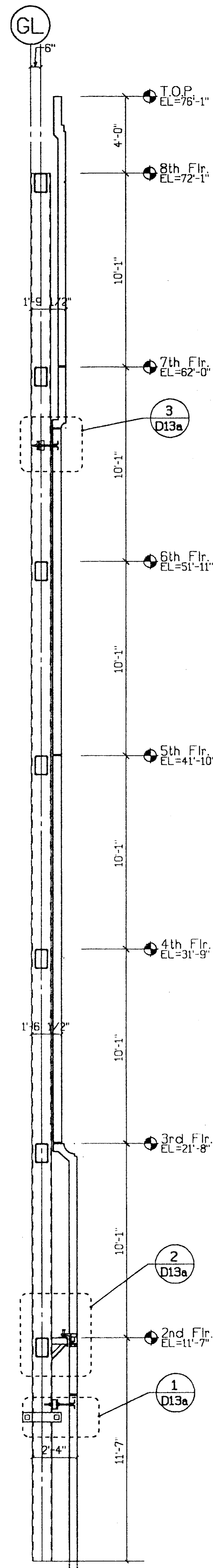
CLARK PACIFIC 1999  
 ALL RIGHTS RESERVED

ISSUED FOR CONSTRUCTION  
 APPROVED

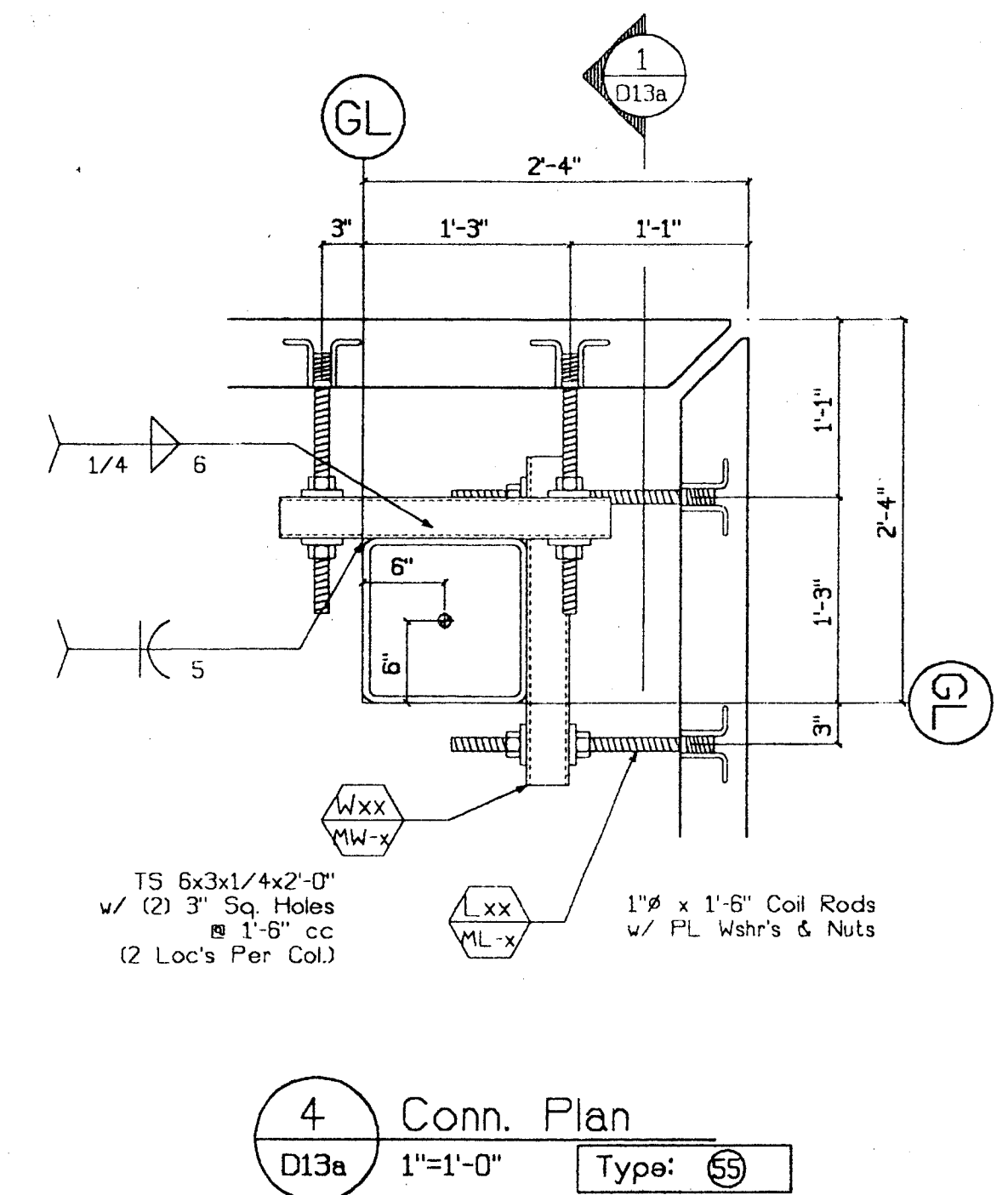
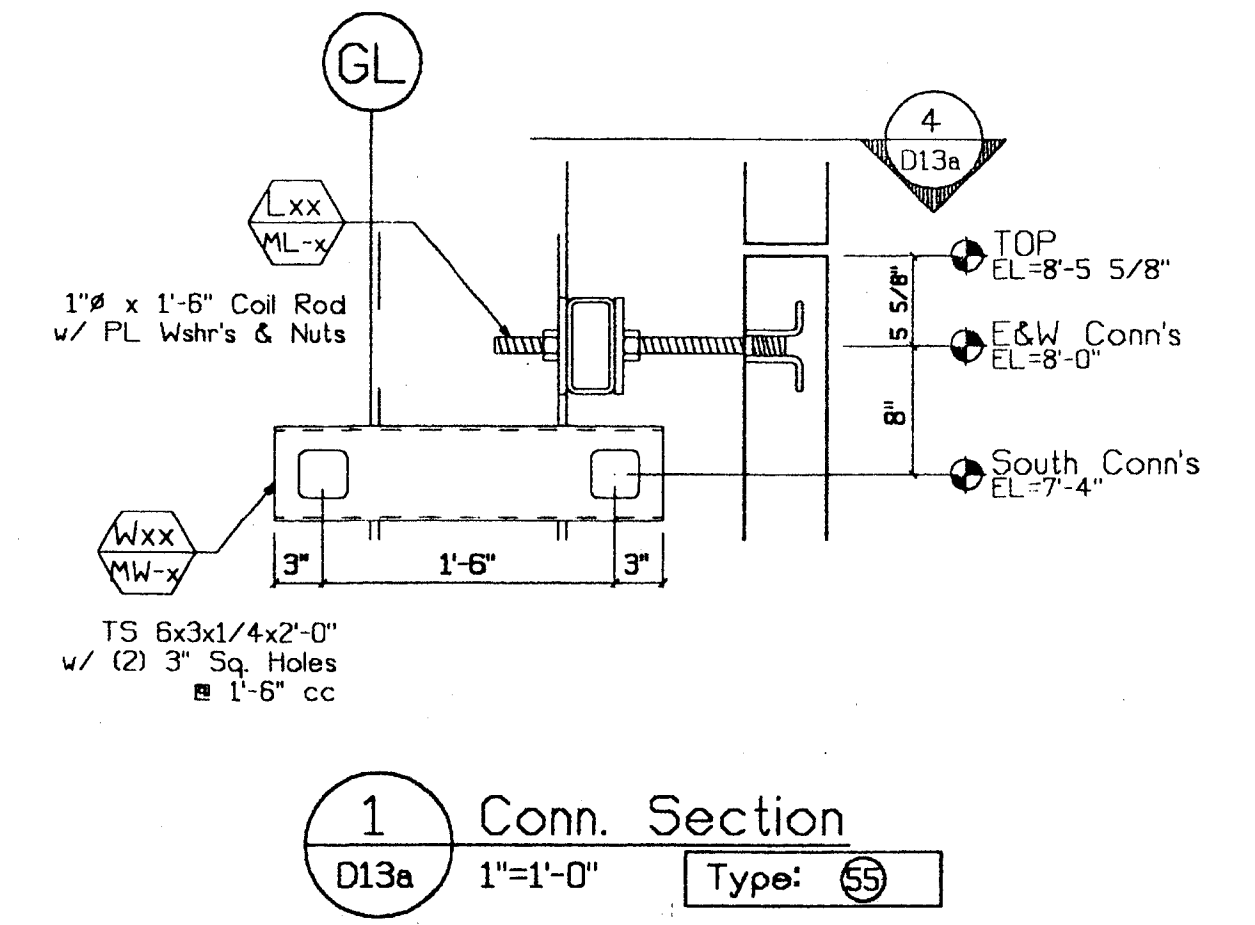
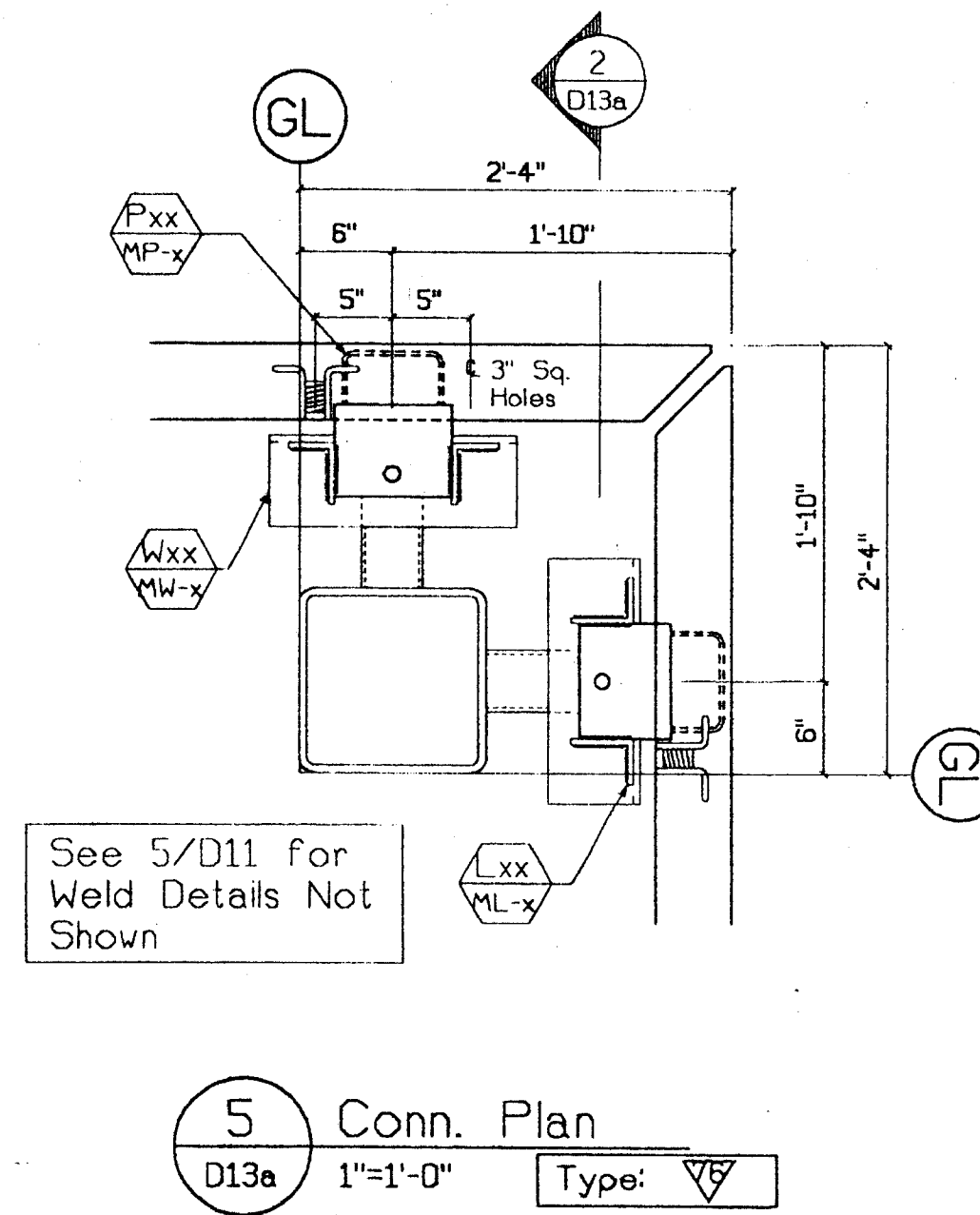
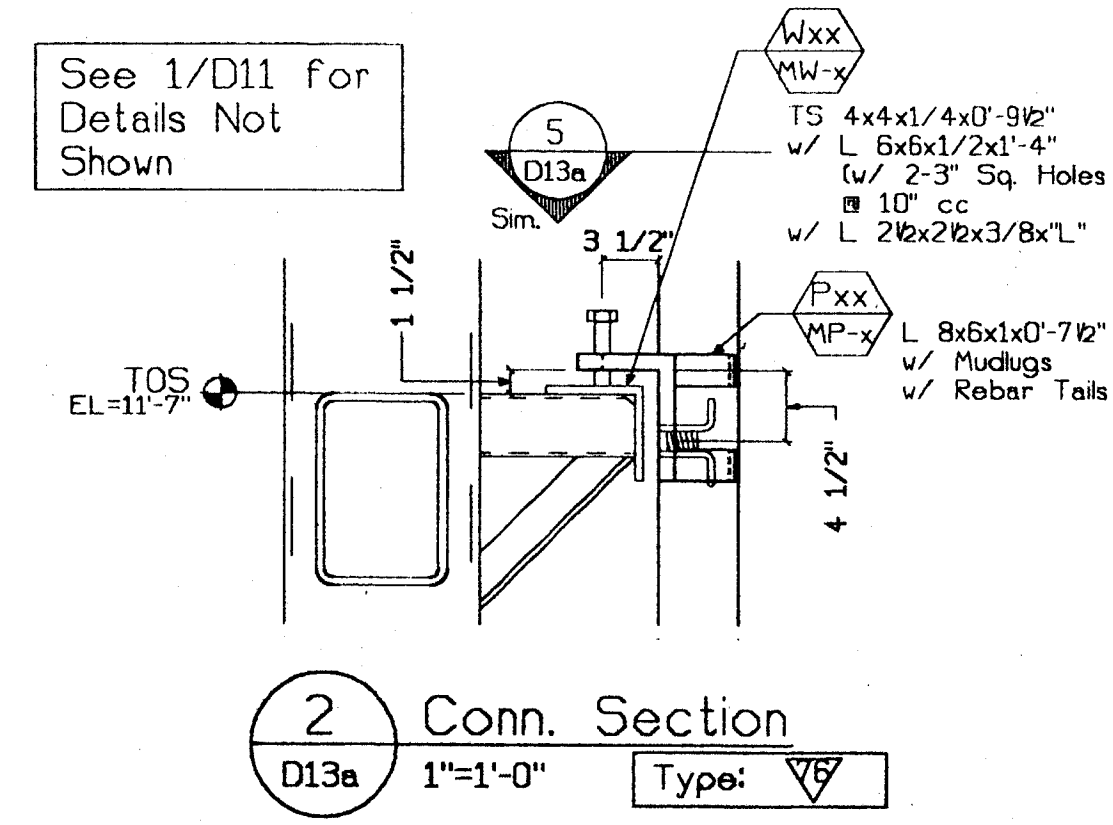
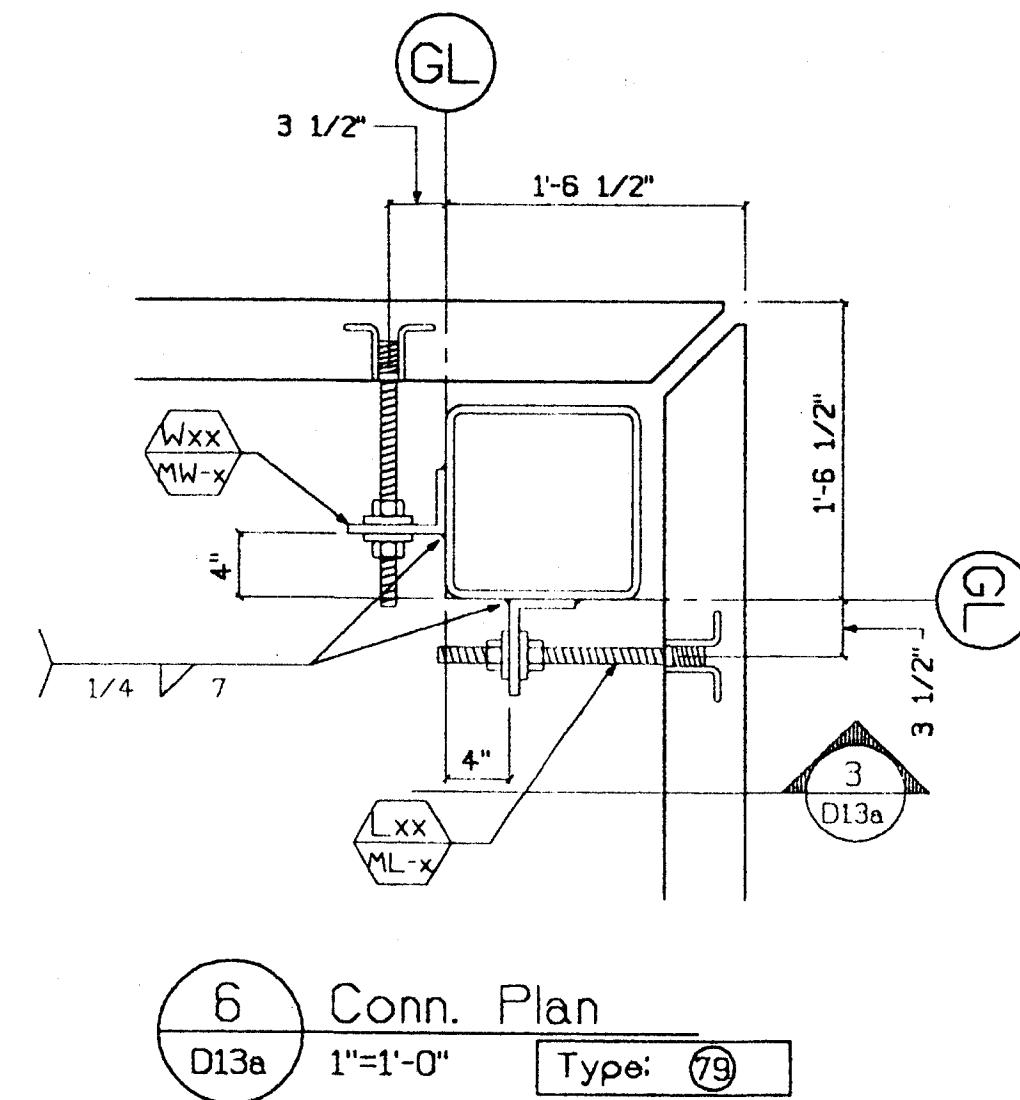
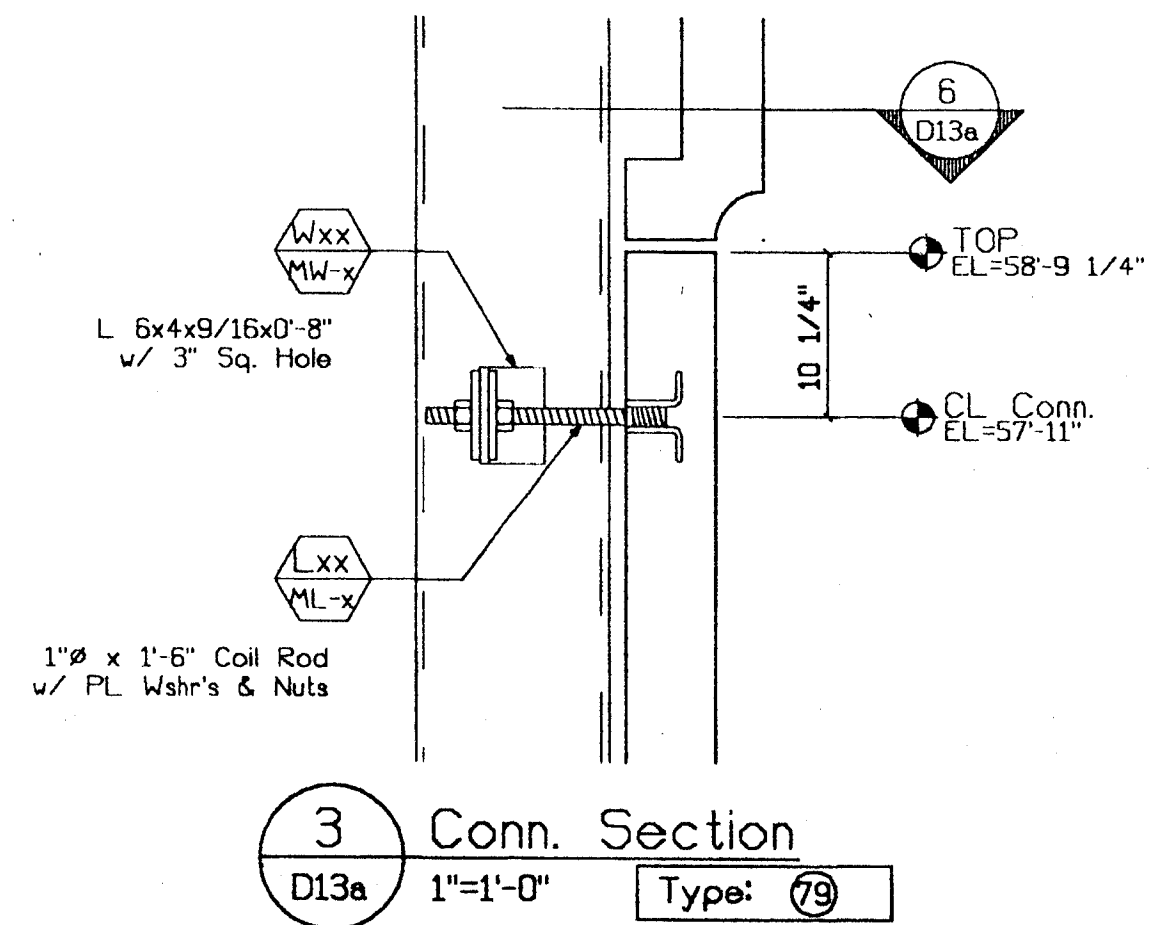
CLARK PACIFIC  
 1980 South River Road  
 West Sacramento CA 95691  
 TEL: (916) 371-0305  
 FAX: (916) 372-0323

SCALE: As Noted  
 DATE: 10/11/99  
 PROJECT: Stockton CA, Parking Garage  
 GENERAL CONTRACTOR: Turner Constr.  
 DRAWN BY: JM  
 CHECKED BY:  
 JOB NO. 1262  
 DRAWING NUMBER D-13


ITEM	BY	DATE	REV.	DESCRIPTION	DATE	BY	CHK.
REVISIONS							



C Building Section  
 D13a 1/4"=1'-0"



BH 3/28/00

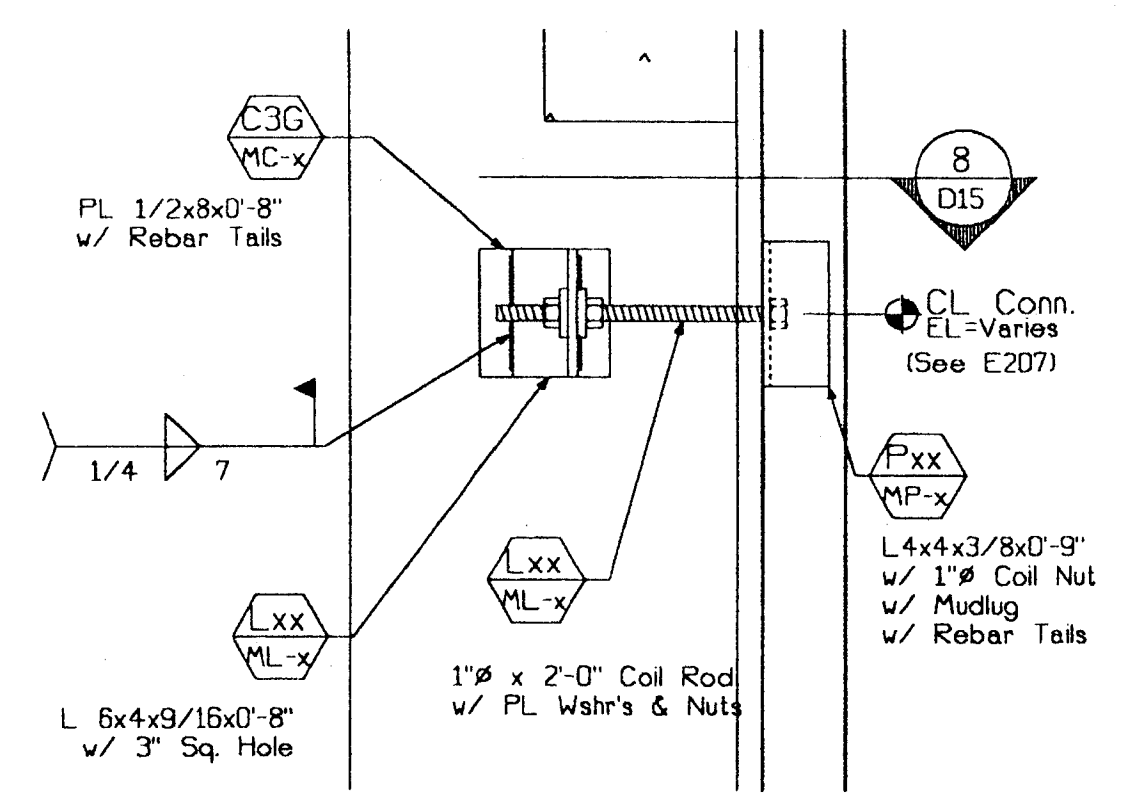
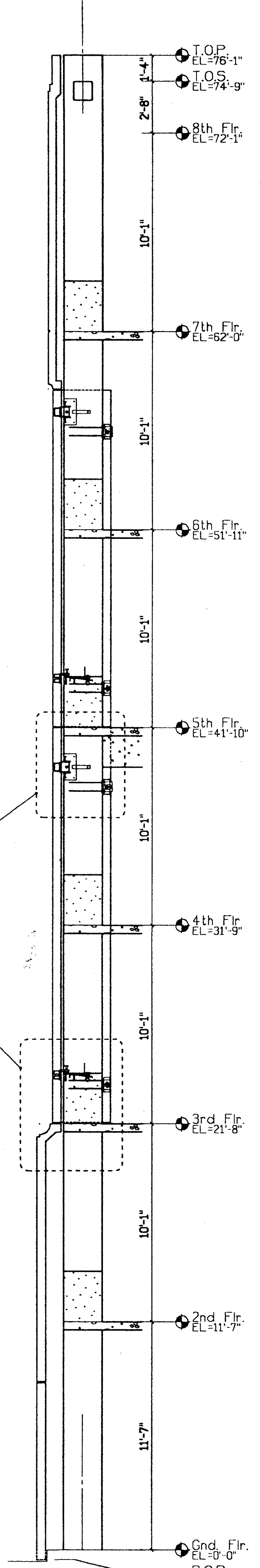


SUBMITTED  
 MAR 17 2000  
 CLARK PACIFIC

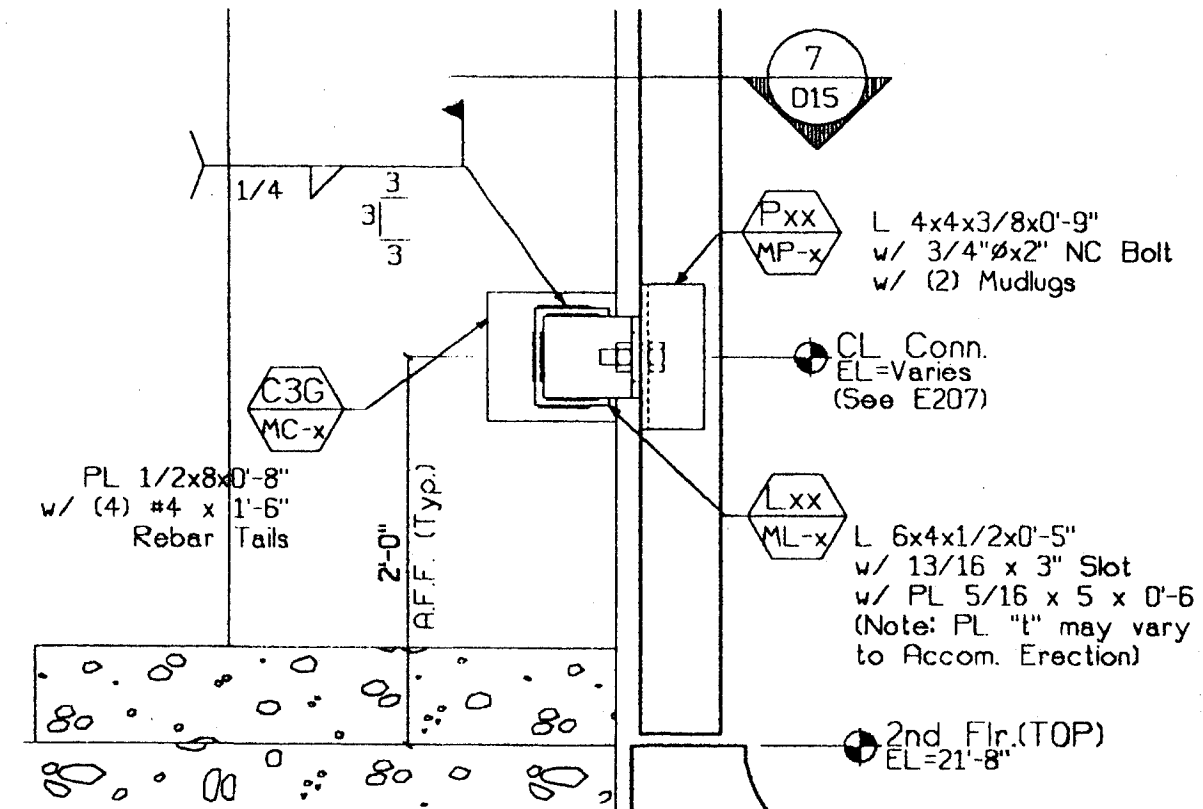
© CLARK PACIFIC 1999 ALL RIGHTS RESERVED <small>ALL DRAWINGS AND WRITTEN MATERIAL APPEARING HEREIN CONSTITUTE THE ORIGINAL, UNPUBLISHED WORK OF CLARK PACIFIC, PROTECTED BY COPYRIGHT, AND THE SAME MAY NOT BE REPRODUCED, USED OR DISCLOSED WITHOUT THE WRITTEN CONSENT OF CLARK PACIFIC.</small>		ISSUED FOR CONSTRUCTION APPROVED SUBMITTED JM 3/17/00 REV. DESCRIPTION DATE BY CHK.	CLARK PACIFIC 1980 South River Road West Sacramento CA 95691 TEL: (916) 371-0005 FAX: (916) 372-0329 SCALE: As Noted DATE: 2/27/00 PROJECT: Stockton CA, Parking Garage GENERAL CONTRACTOR: Turner Constr. DRAWN BY: JM CHECKED BY: JOB NO. 1282 DRAWING NUMBER D-13a
--	--	--	---



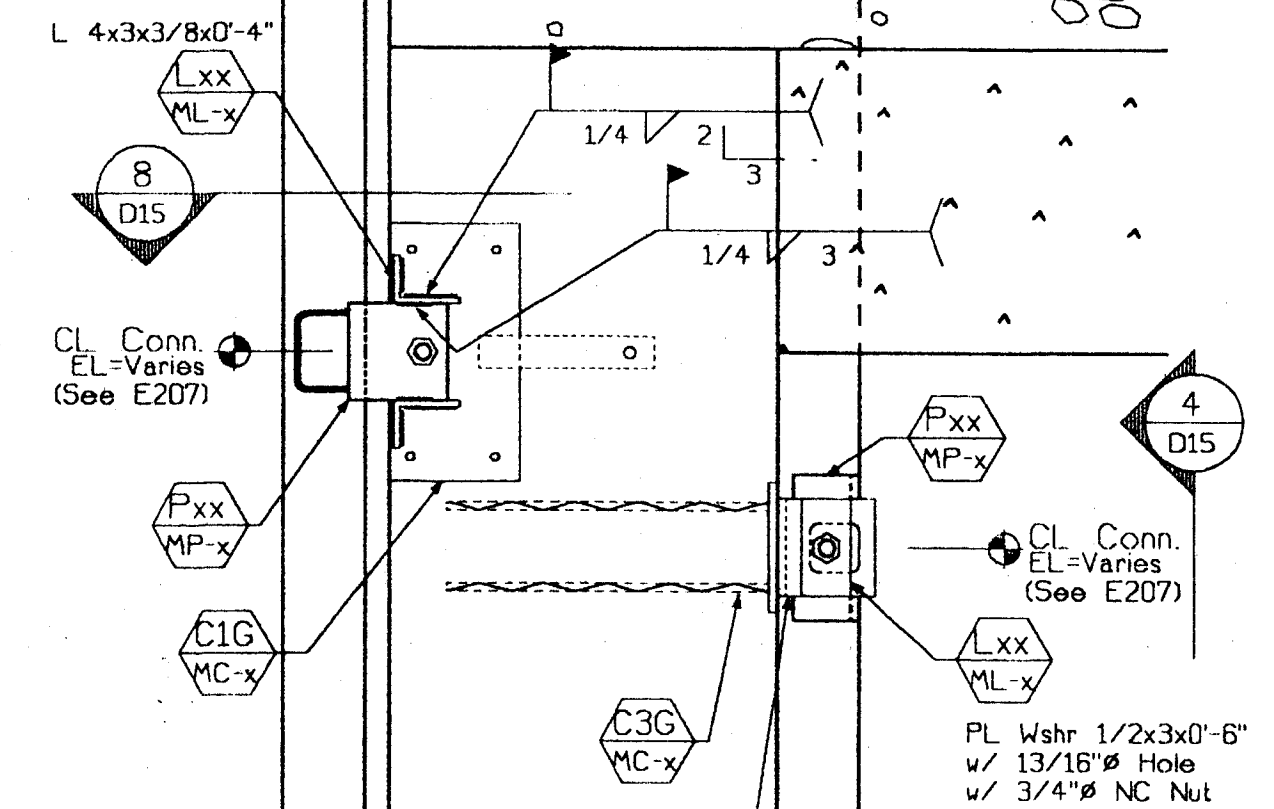
6Y



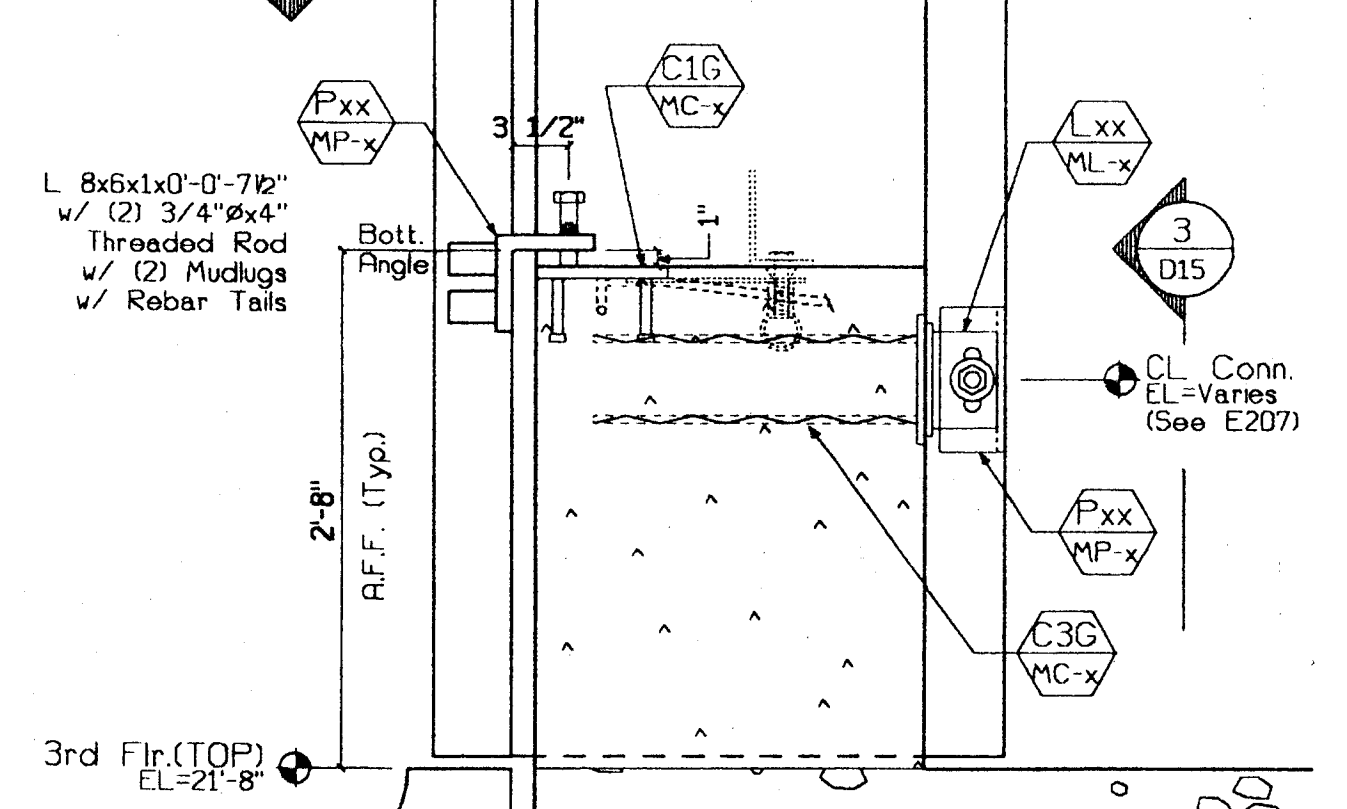
4 Conn. Section  
D15 1"=1'-0" Type: RT



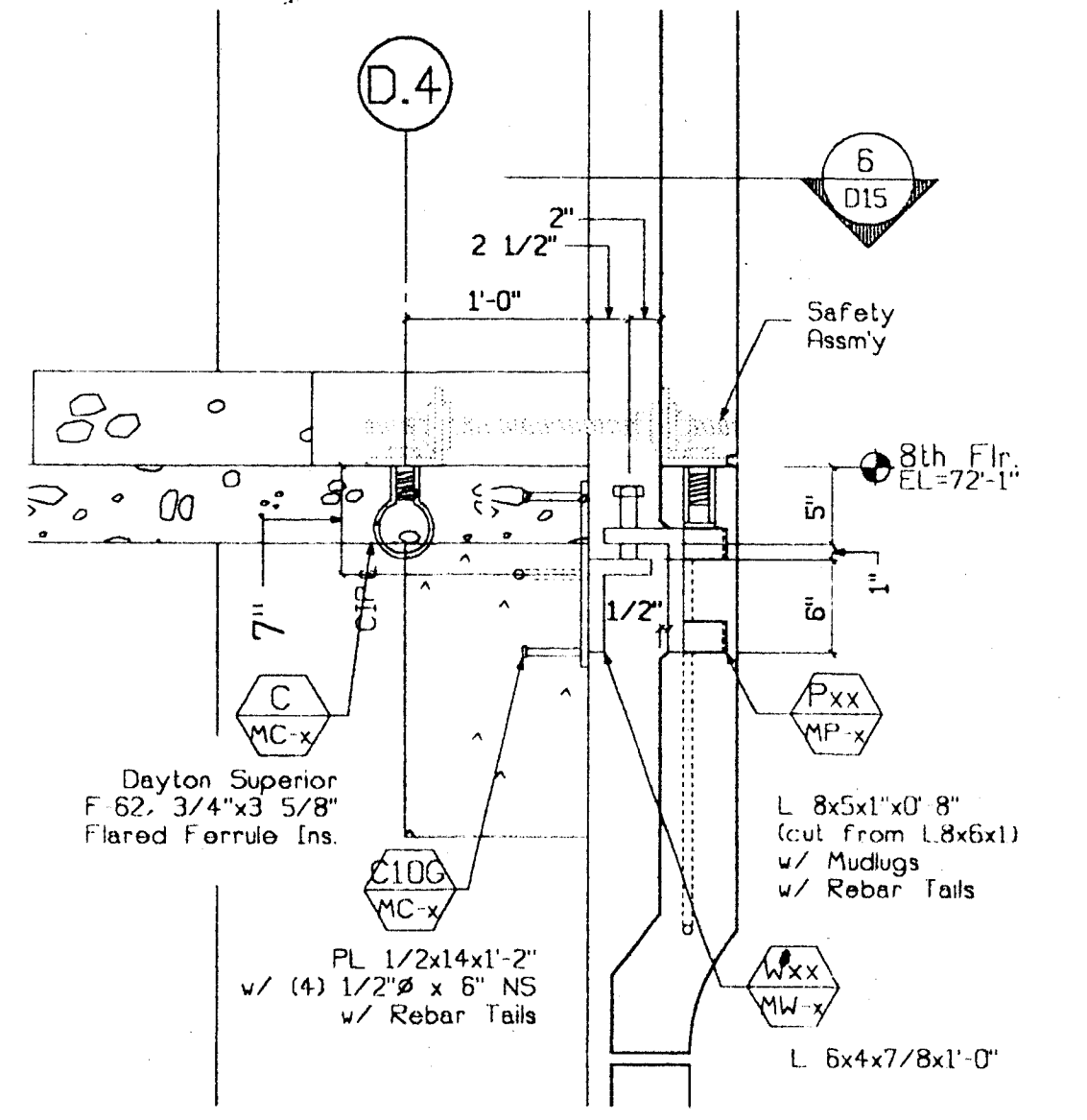
3 Conn. Section  
D15 1"=1'-0" Type: RT



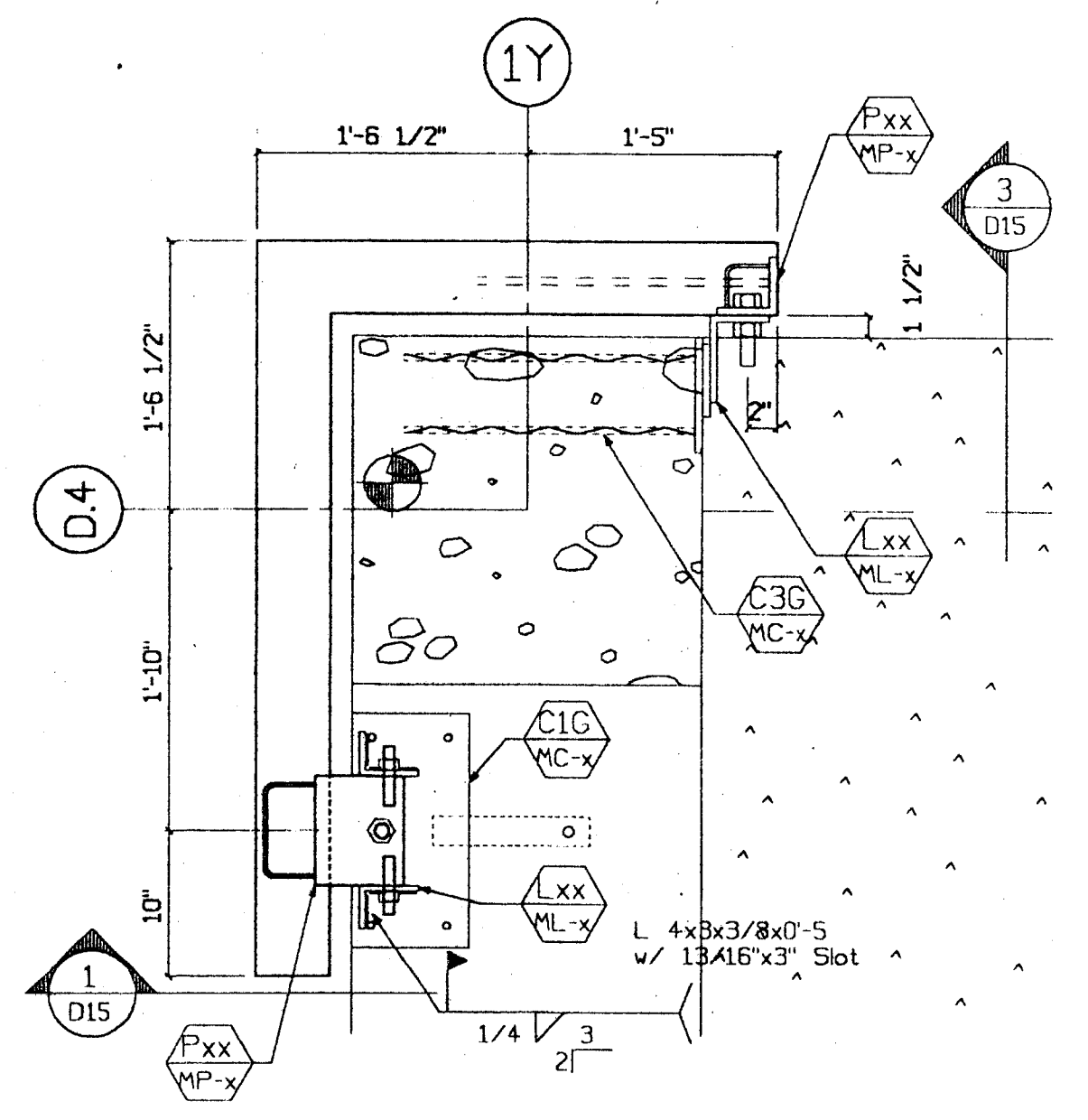
2 Conn. Section  
D15 1"=1'-0" Type: Lf, RT



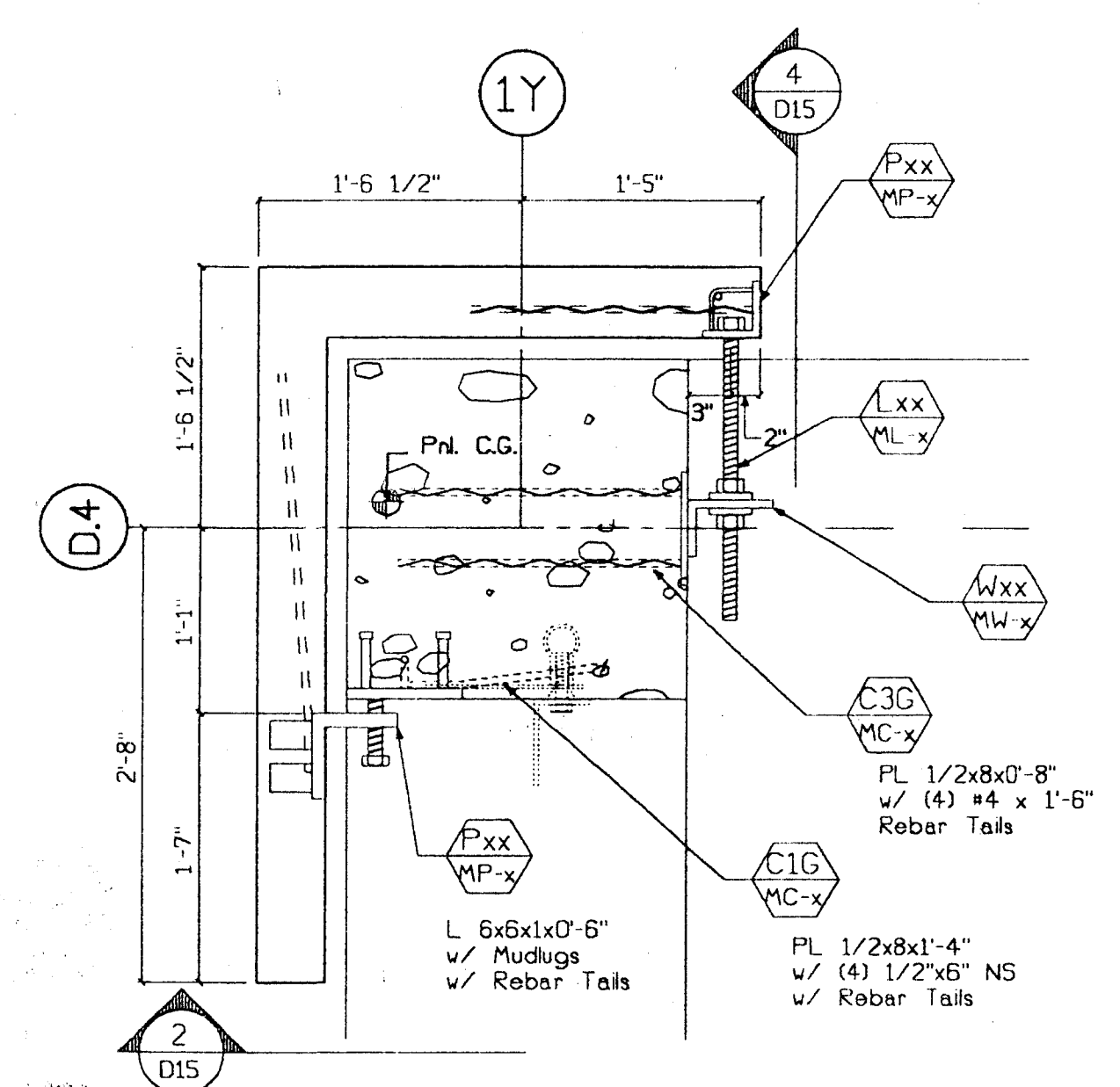
1 Conn. Section  
D15 1"=1'-0" Type: Lf, RT



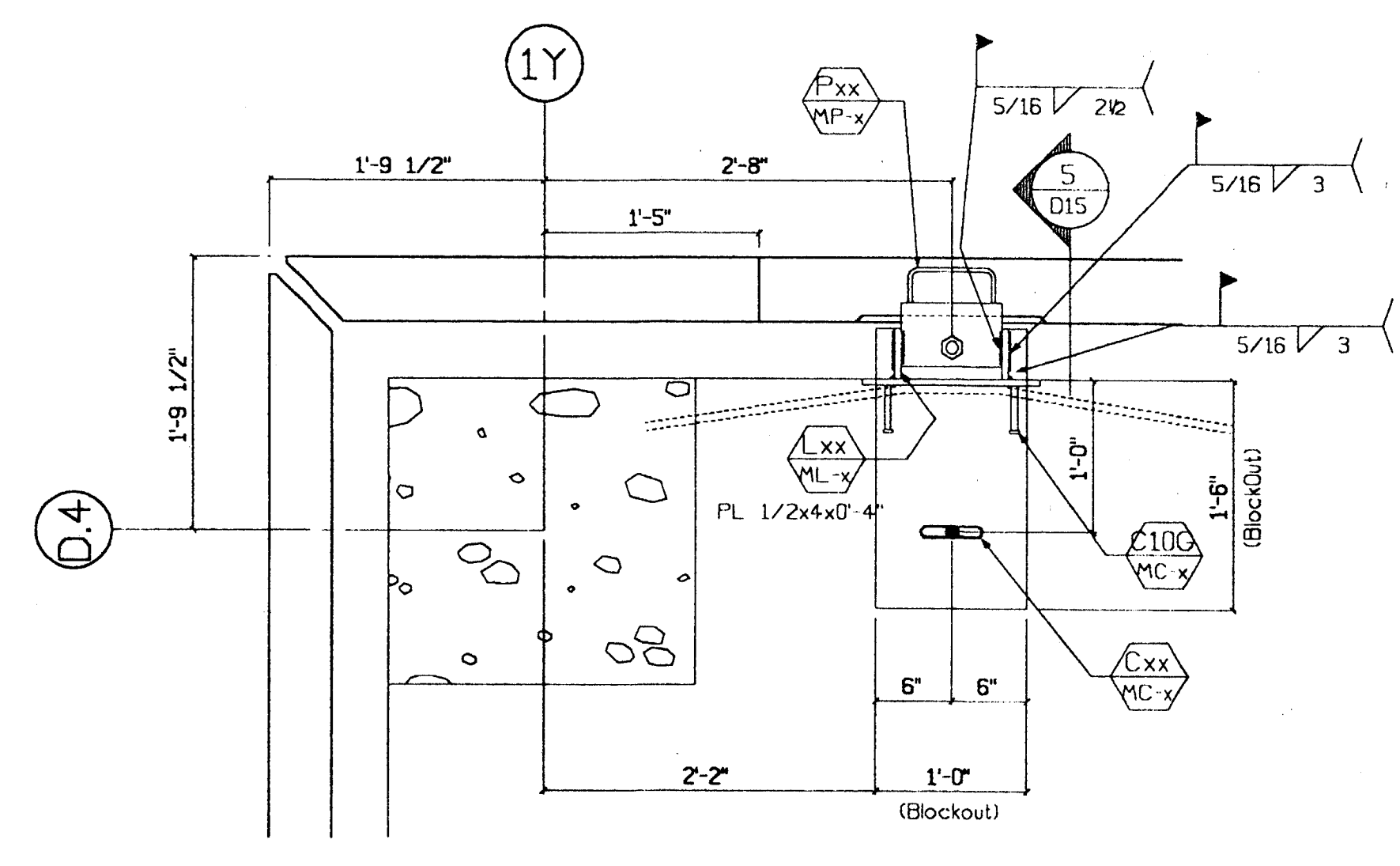
5 Conn. Section  
D15 1"=1'-0" Type: Lf



7 Conn. Section  
D15 1"=1'-0" Type: Lf, RT




8 Conn. Section  
D15 1"=1'-0" Type: Lf, RT



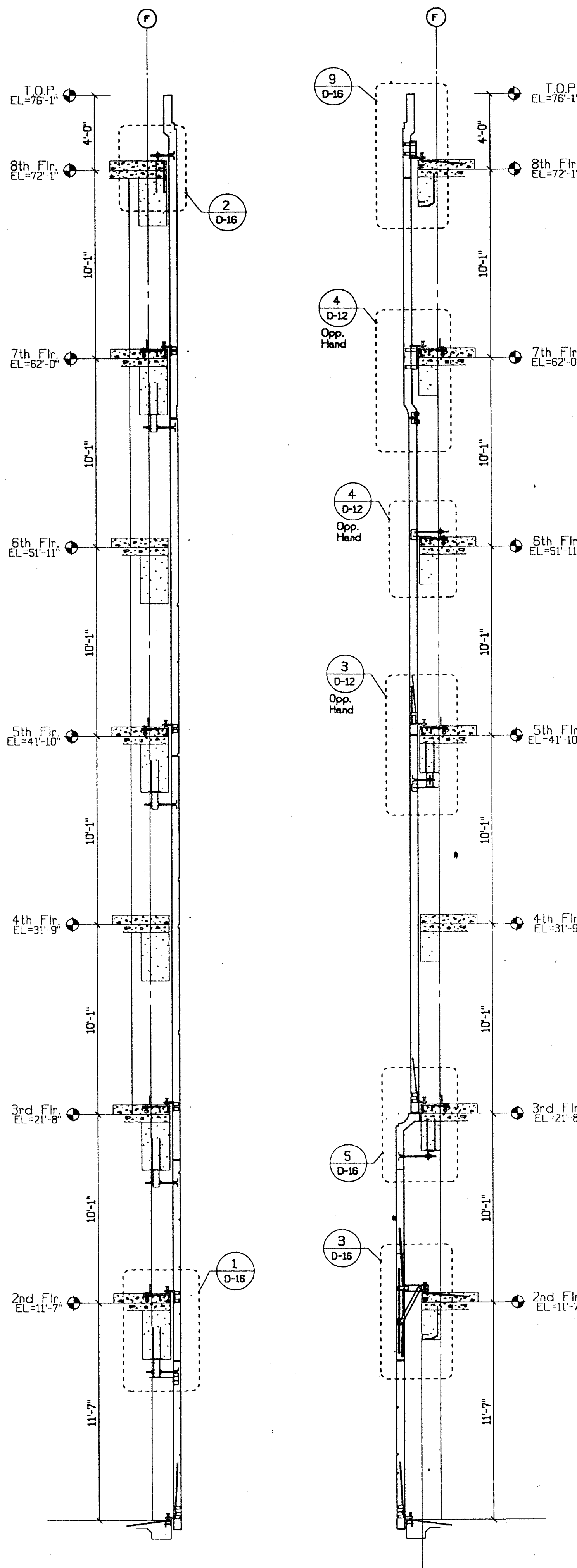
6 Conn. Plan  
D15 1"=1'-0" Type: Lf

DATE: 3/28/00  
BY: BH



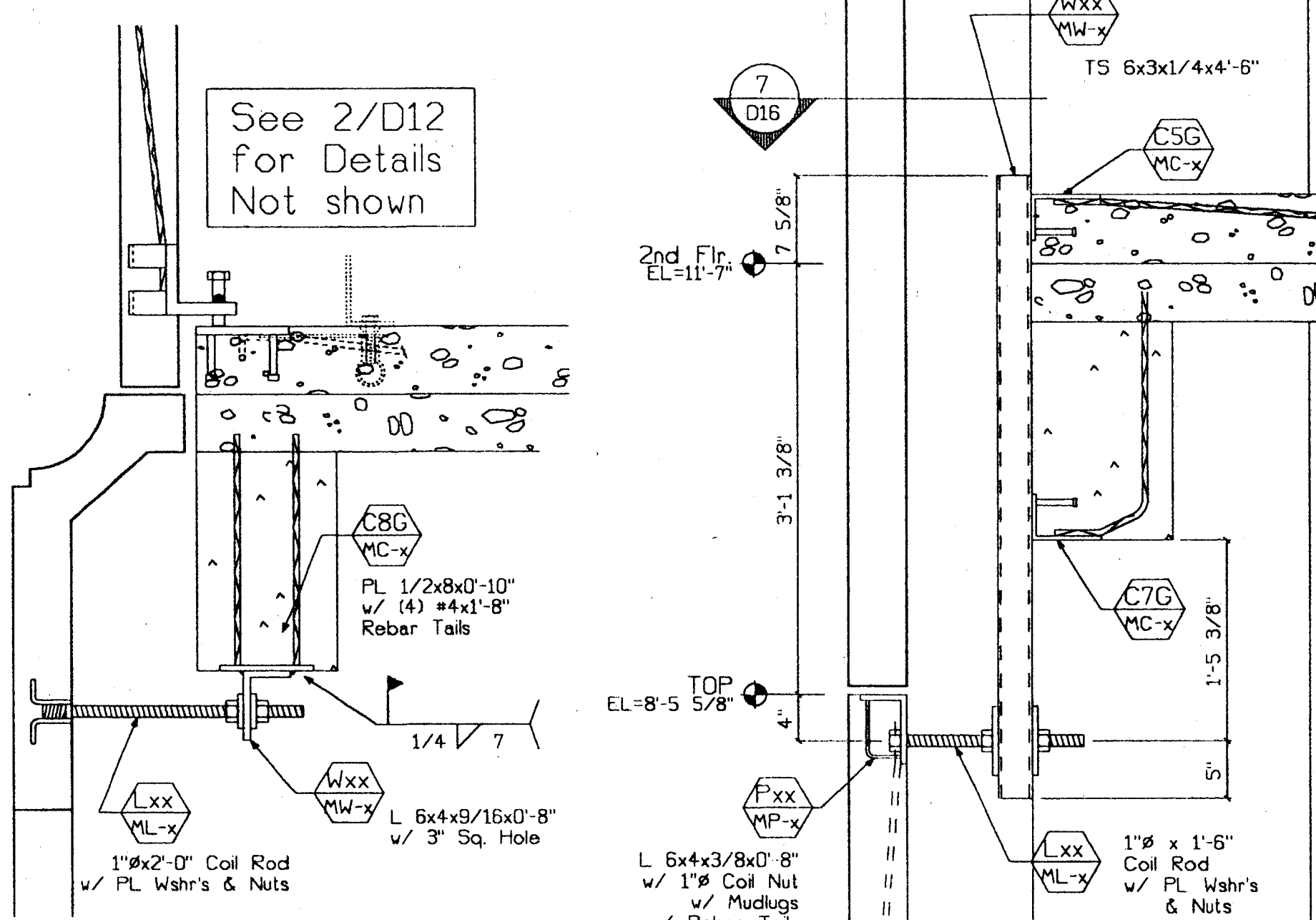
SUBMITTED  
MAR 17 2000  
CLARK PACIFIC

© CLARK PACIFIC 1999 ALL RIGHTS RESERVED ALL DRAWINGS AND WRITTEN MATERIAL APPEARING HEREIN CONSTITUTE THE ORIGINAL, UNPUBLISHED WORK OF CLARK PACIFIC. PROTECTED BY COPYRIGHT, AND THE SAME MAY NOT BE REPRODUCED, USED, OR DISCLOSED WITHOUT THE WRITTEN CONSENT OF CLARK PACIFIC.		ISSUED FOR CONSTRUCTION APPROVED SUBMITTED JM 3/17/00 REV. DESCRIPTION DATE BY CHK.	SCALE: As Noted DATE: 12/14/99 PROJECT: Stockton CA, Parking Garage Connection Details (Parking)	<b>CLARK PACIFIC</b> 1980 South River Road West Sacramento CA 95691 TEL: (916) 371-0305 FAX: (916) 372-0323 GENERAL CONTRACTOR Turner Constr. DRAWN BY: JM CHECKED BY: JOB NO. 1282 DRAWING NUMBER D-15
--	--	--	---	---



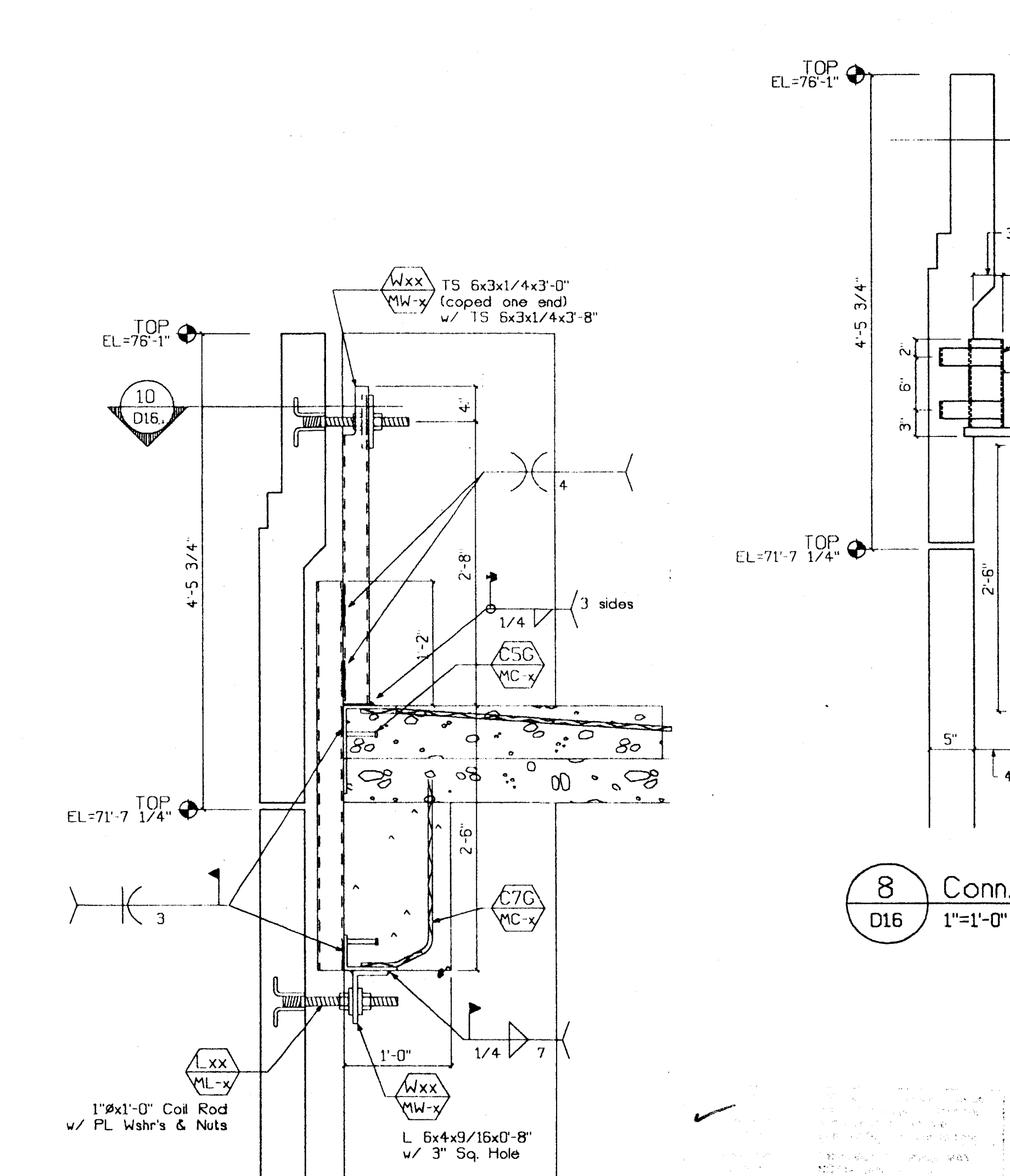
**A** Building Section  
D16 1/4"=1'-0"

**B** Building Section  
D16 1/4"=1'-0"



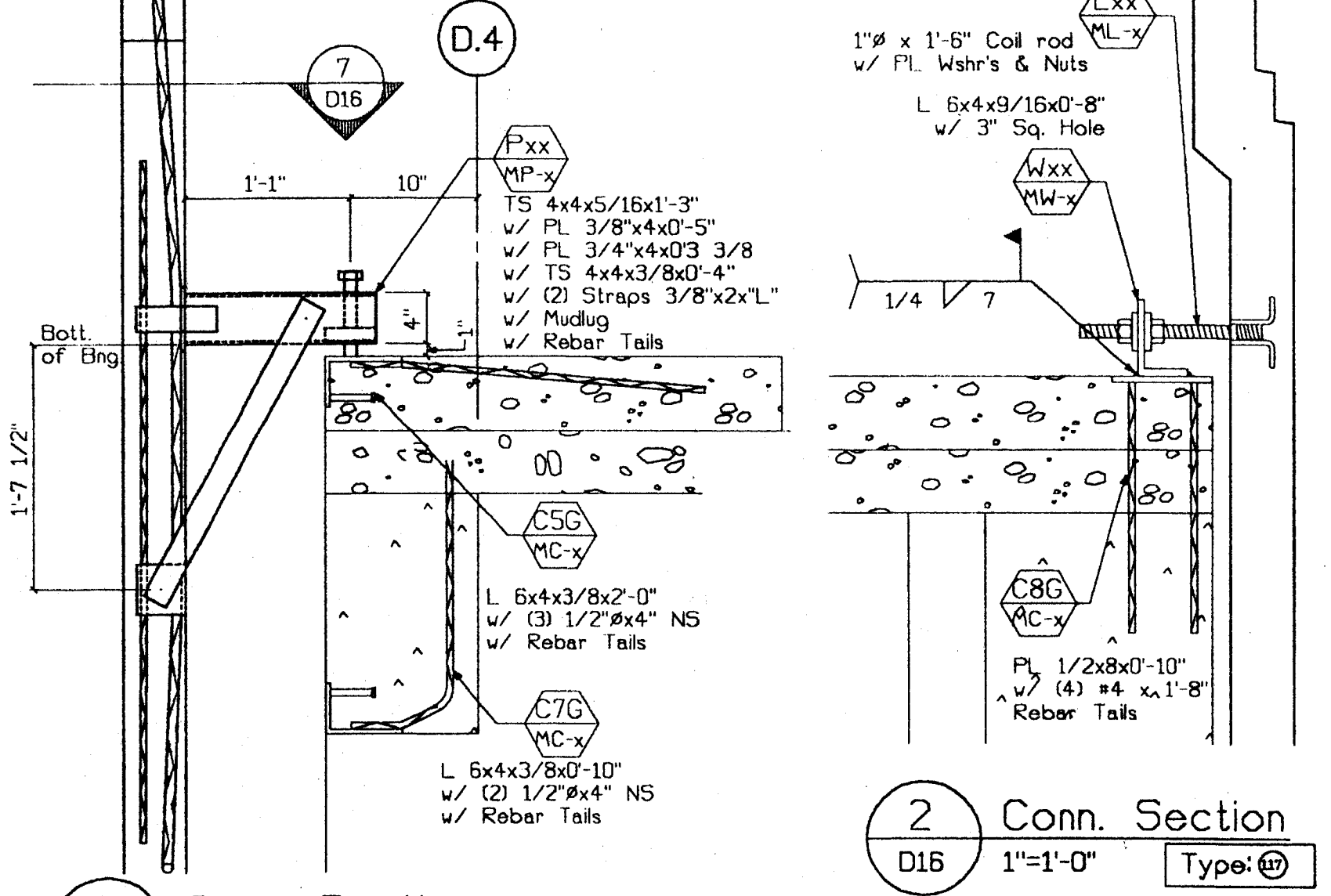
**5** Conn. Section  
D16 1"=1'-0" Type: Top  
Type: Botl.

**4** Conn. Section  
D16 1"=1'-0" Type: Top



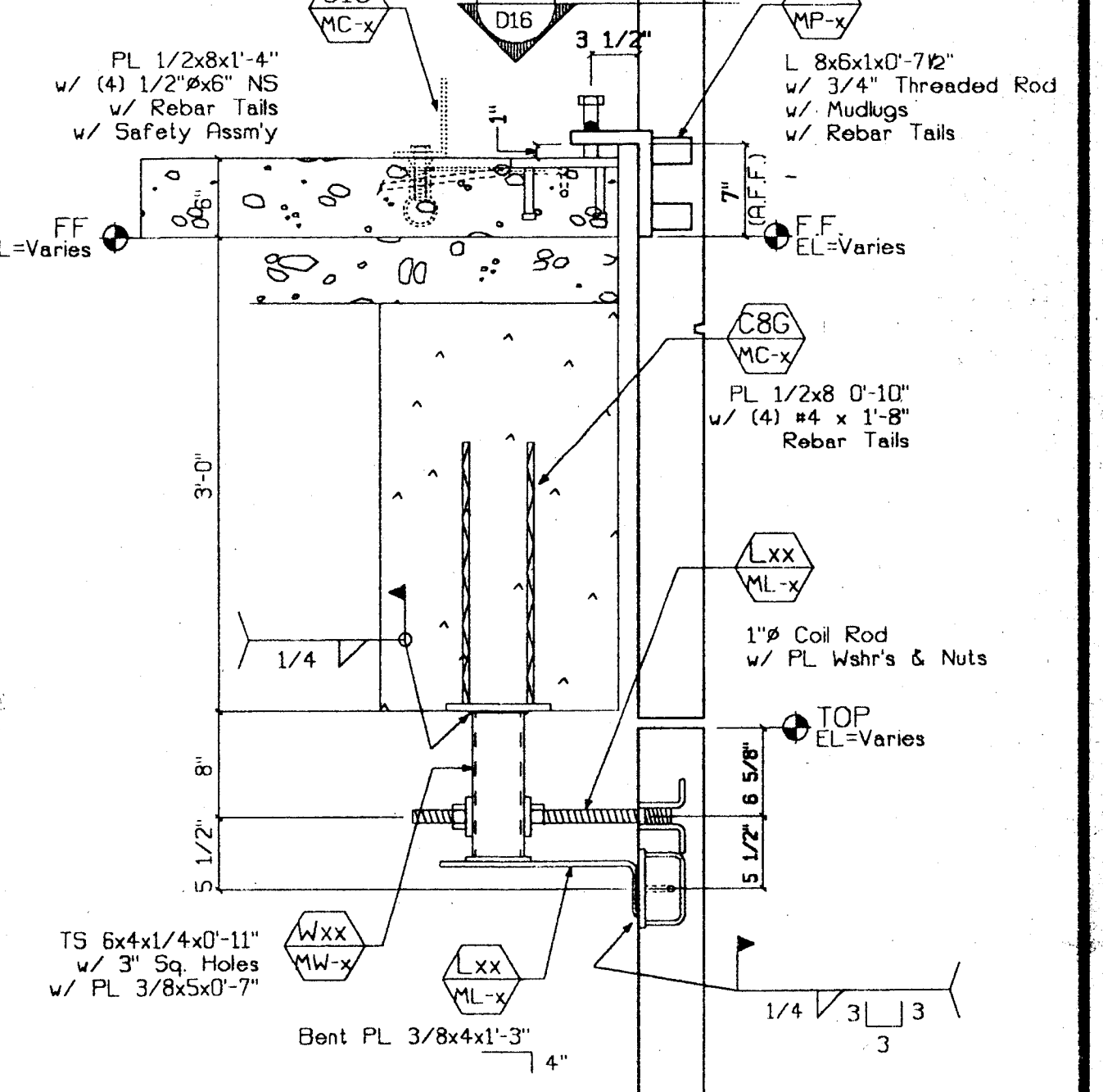
**10** Conn. Section  
D16 1"=1'-0" Type: Top

**8** Conn. Section  
D16 1"=1'-0" Type: Top



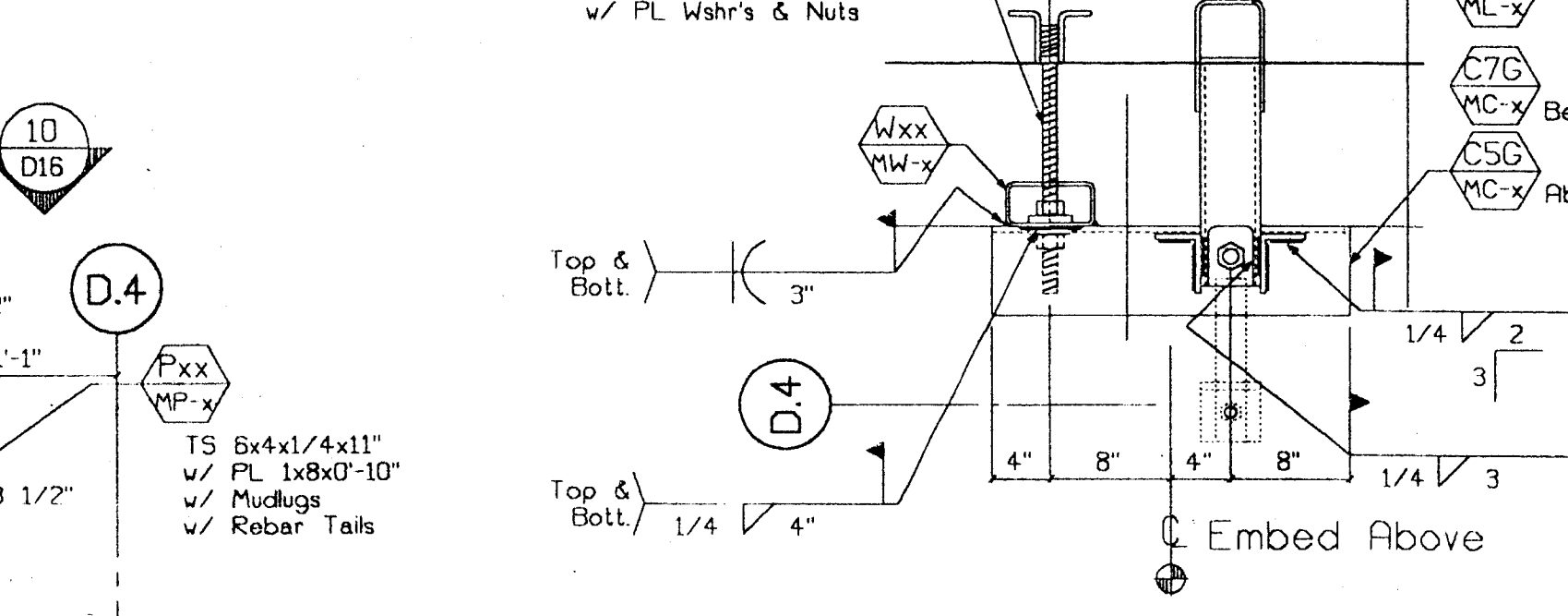
**3** Conn. Section  
D16 1"=1'-0" Type: Top

**2** Conn. Section  
D16 1"=1'-0" Type: Top

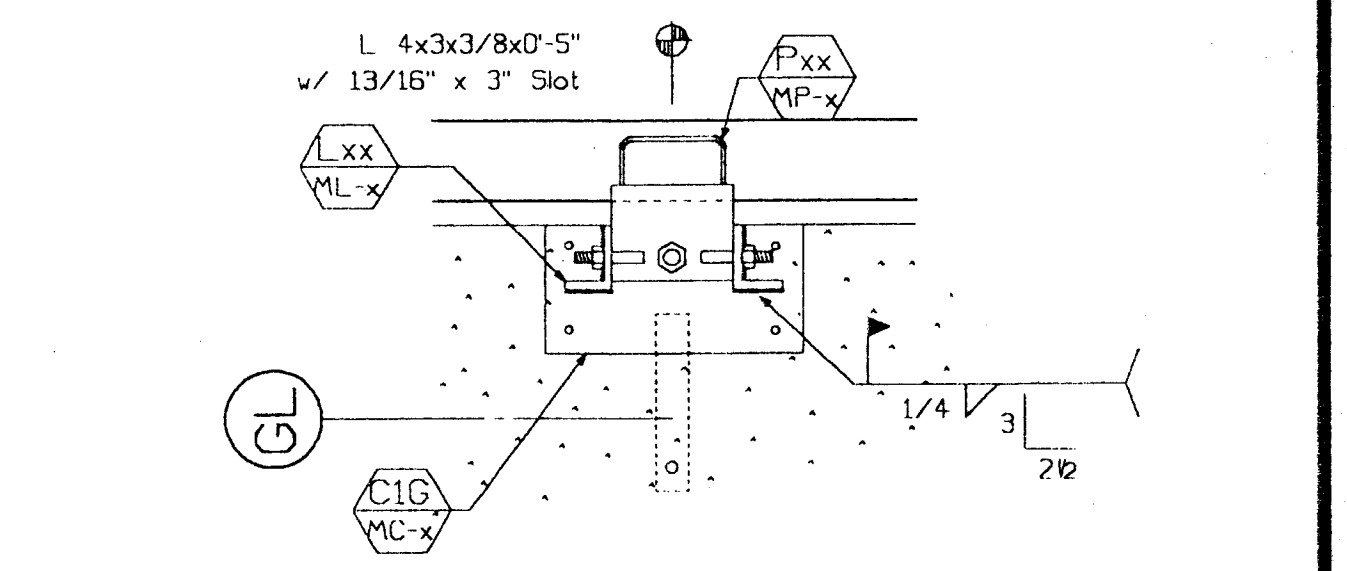


**6** Conn. Section  
D16 1"=1'-0" Type: Top  
Type: Botl.  
Type: Sim.

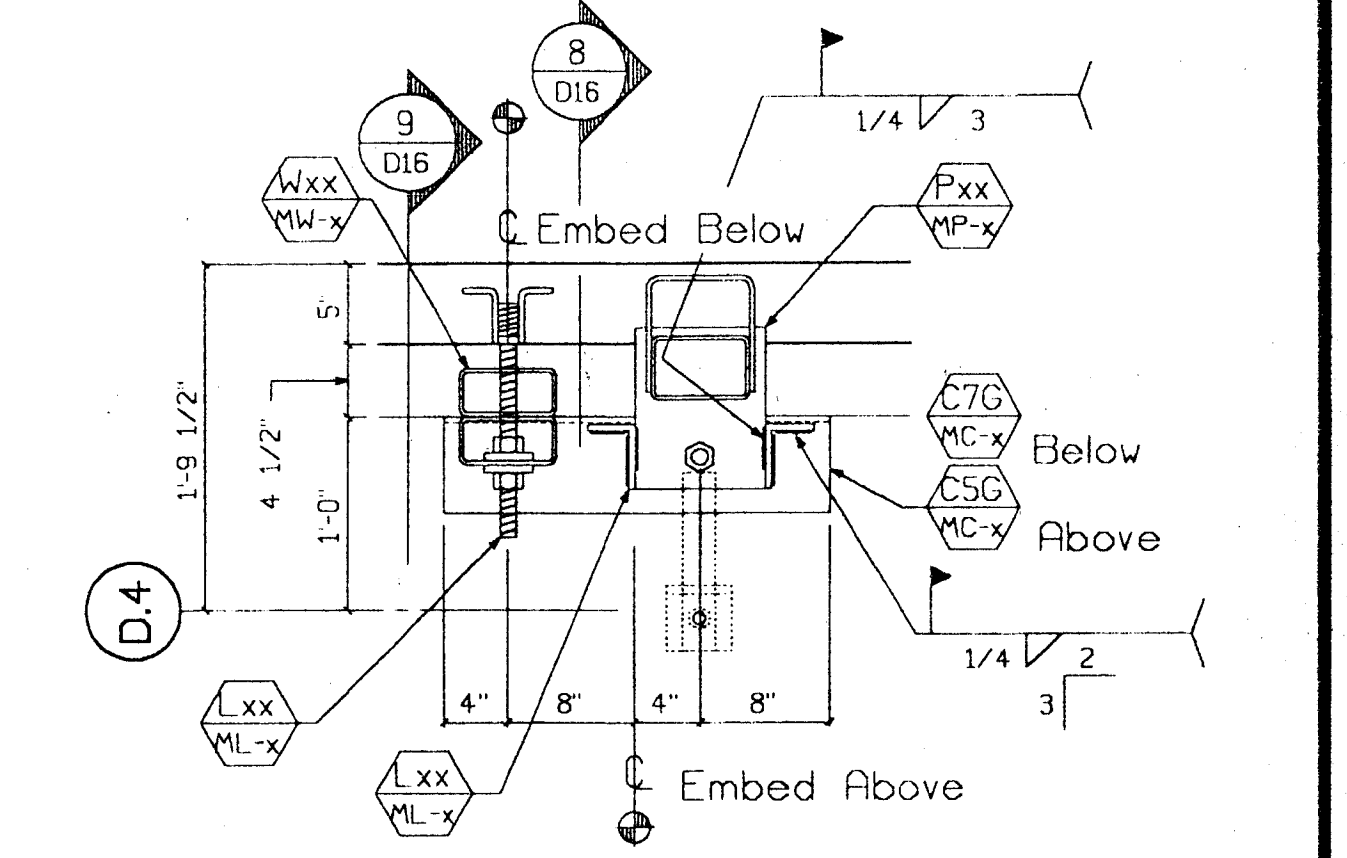
**1** Conn. Section  
D16 1"=1'-0" Type: Top  
Type: Botl.  
Type: Sim.




**7** Plan - Conn.  
D16 1"=1'-0" Type: Rt.  
Type: Lf.



**6** Plan - Bearing  
D16 1"=1'-0" Type: Top




**9** Plan - Conn.  
D16 1"=1'-0" Type: Rt.  
Type: Lf.



**10** Plan - Conn.  
D16 1"=1'-0" Type: Rt.  
Type: Lf.

BAH 3/28/00



SUBMITTED  
MAR 17 2000  
CLARK PACIFIC

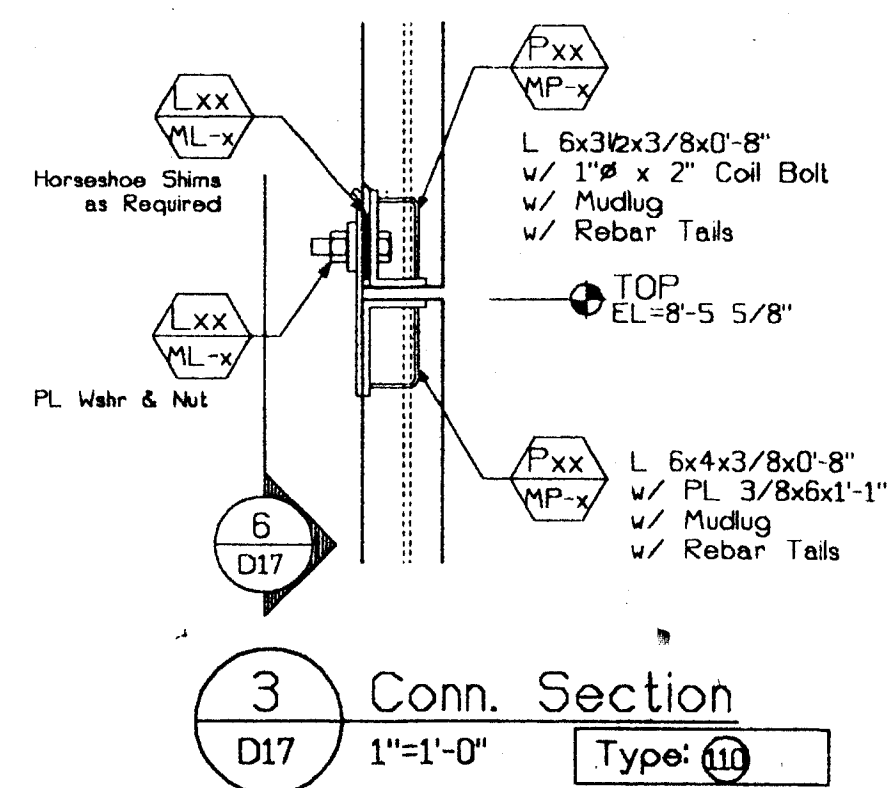
© CLARK PACIFIC 1999  
ALL RIGHTS RESERVED

ALL DRAWINGS AND WRITTEN MATERIAL APPEARING HEREIN CONSTITUTE THE ORIGINAL, UNPUBLISHED WORK OF CLARK PACIFIC. PROTECTED BY COPYRIGHT, AND THE SAME MAY NOT BE DUPLICATED, USED, OR DISCLOSED WITHOUT THE WRITTEN CONSENT OF CLARK PACIFIC.

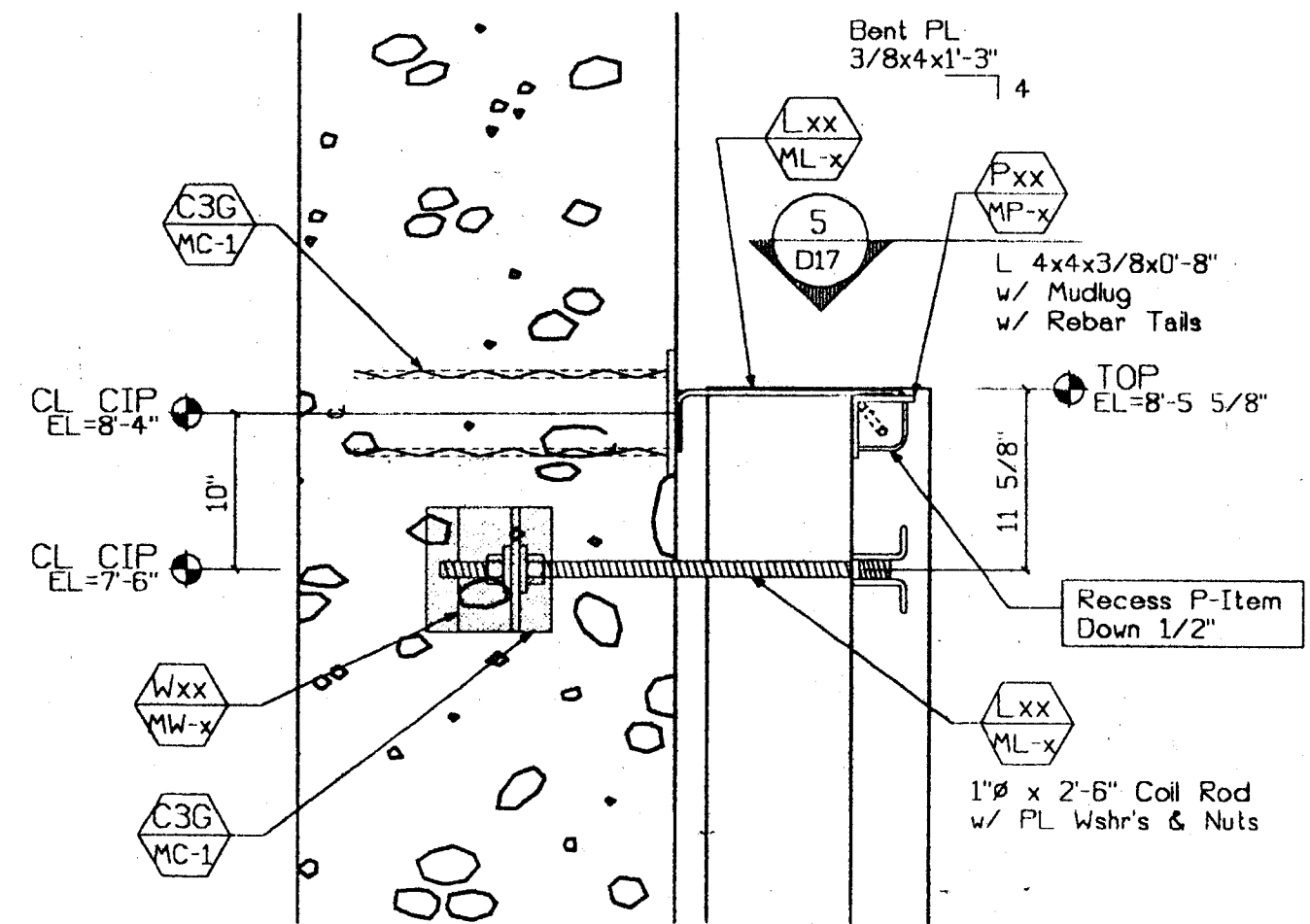
ITEM	BY	DATE	REV.	DESCRIPTION	DATE	BY	CHK.

**CLARK PACIFIC**  
1980 South River Road  
West Sacramento CA 95691  
TEL: (916) 371-0305  
FAX: (916) 372-0323

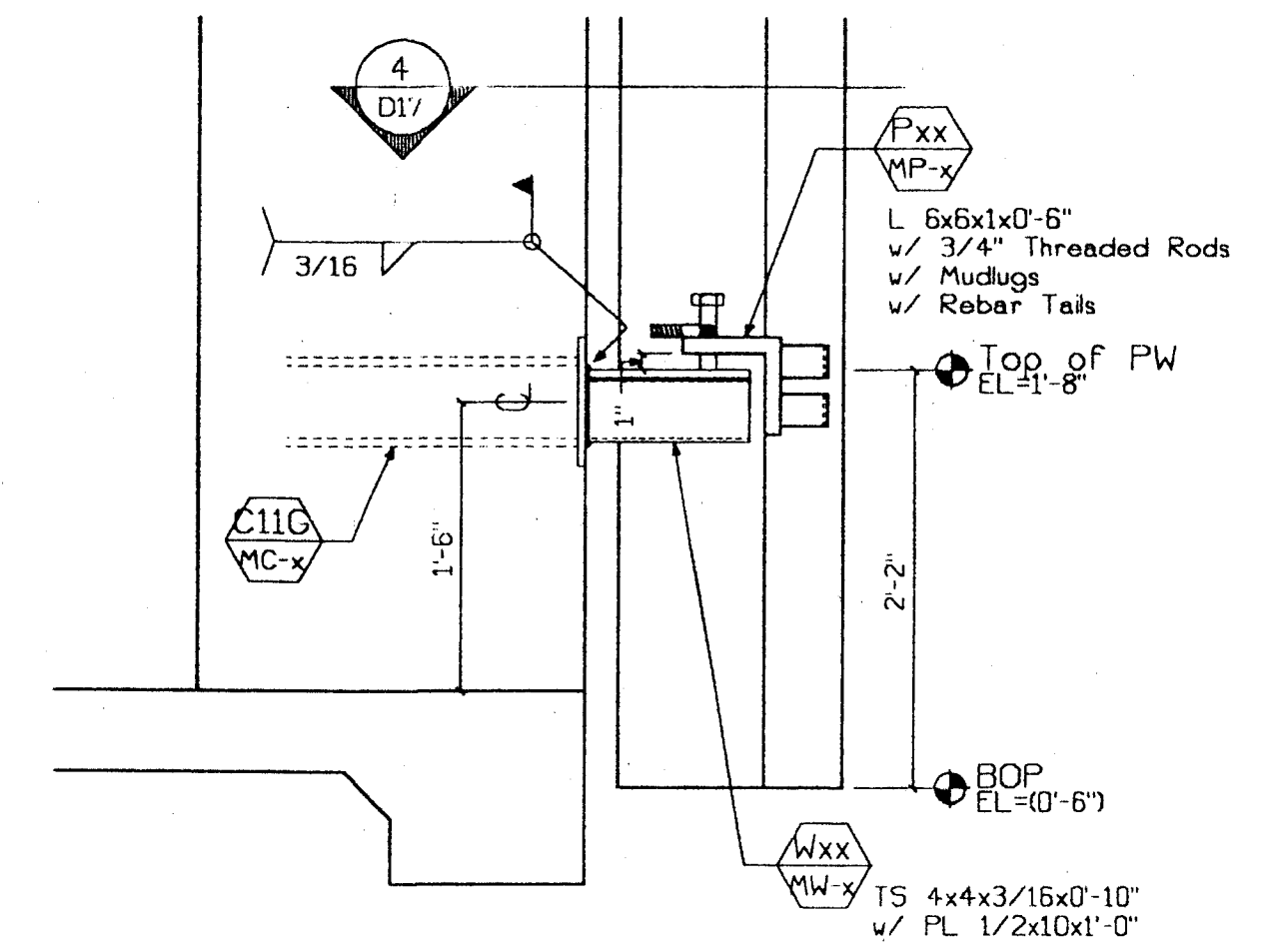
SCALE: As Noted  
DATE: 12/14/99  
PROJECT: Stockton CA, Parking Garage  
GENERAL CONTRACTOR: Turner Constr.  
DRAWN BY: JM  
CHECKED BY:  
JOB NO: 1282  
DRAWING NUMBER: D-16



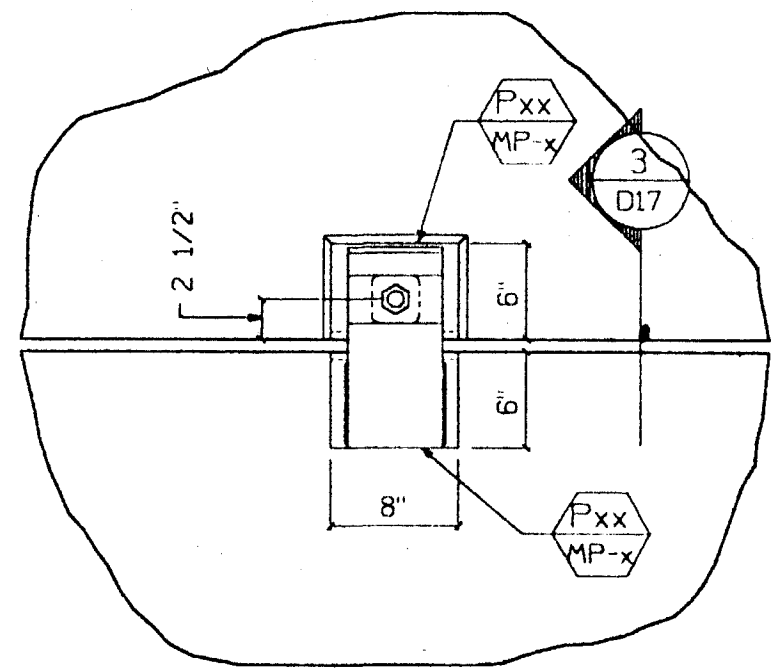
3 Conn. Section  
D17 1"=1'-0" Type: (ii)



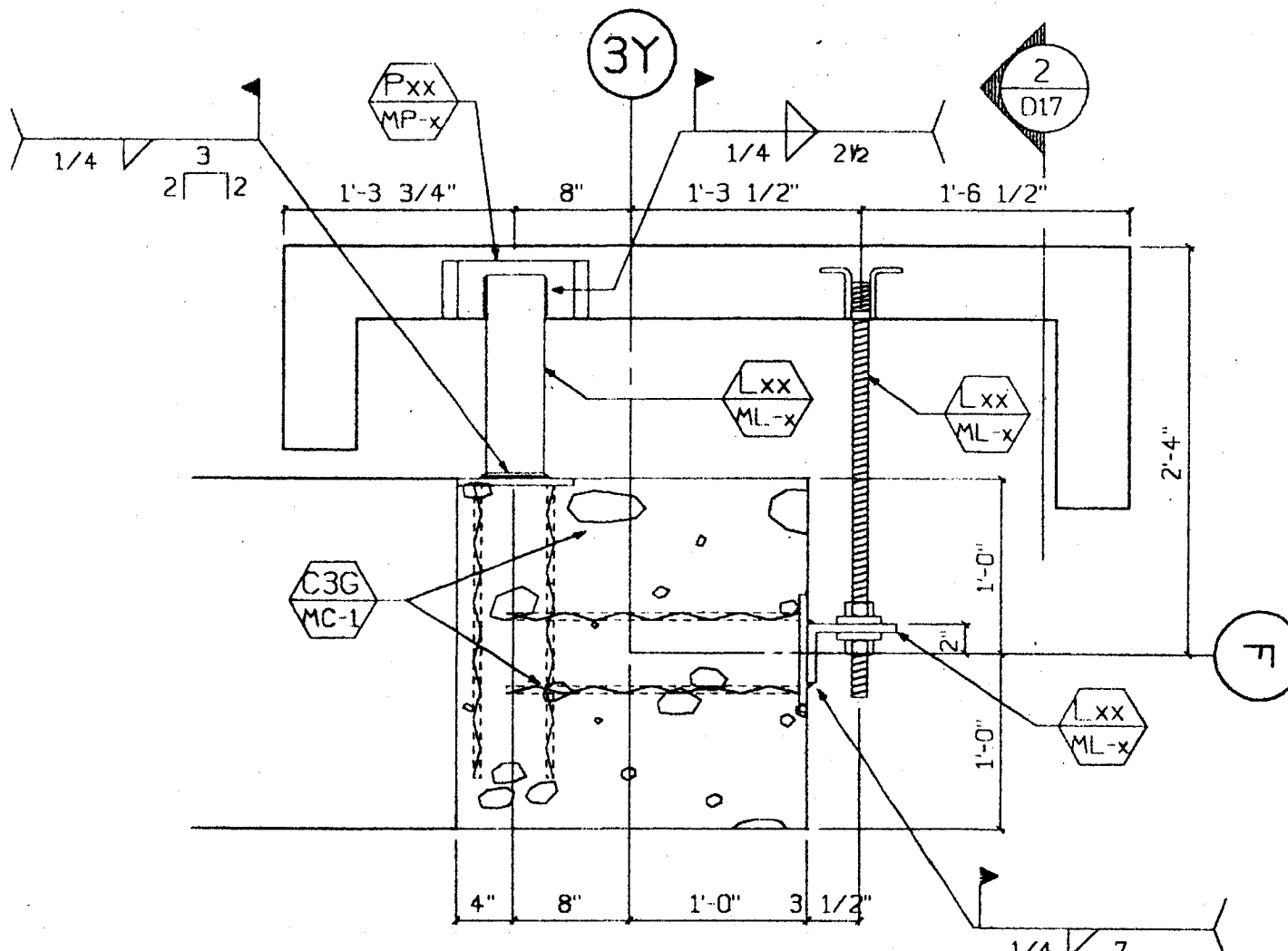
2 Conn. Plan  
D17 1"=1'-0" Type: (ii)



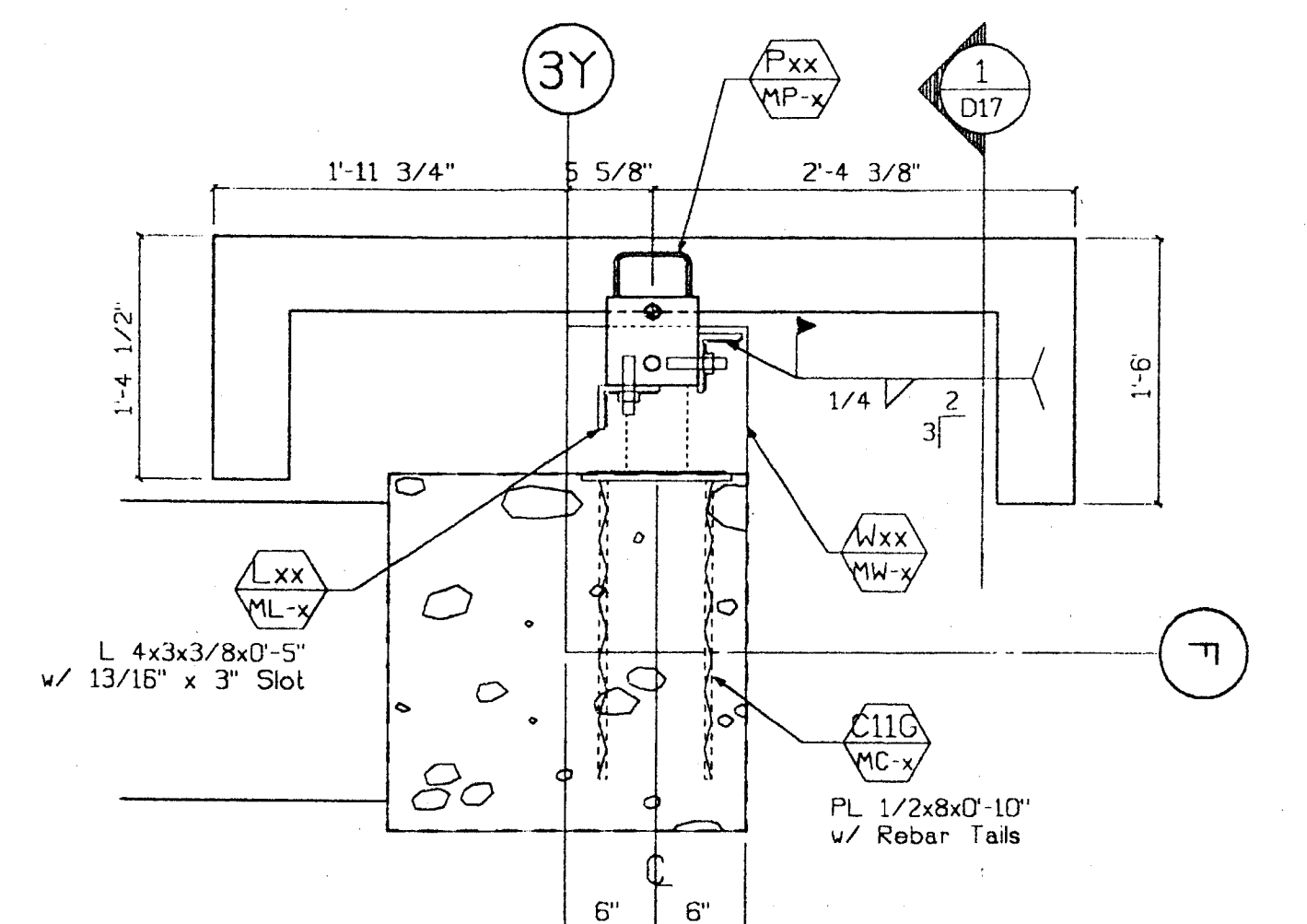
1 Conn. Section  
D17 1"=1'-0" Type: (v)



6 Back Of Pnl.  
D17 1"=1'-0" Type: (ii)



5 Conn. Plan  
D17 1"=1'-0" Type: (ii) L.F.  
Type: (ii) Rt.



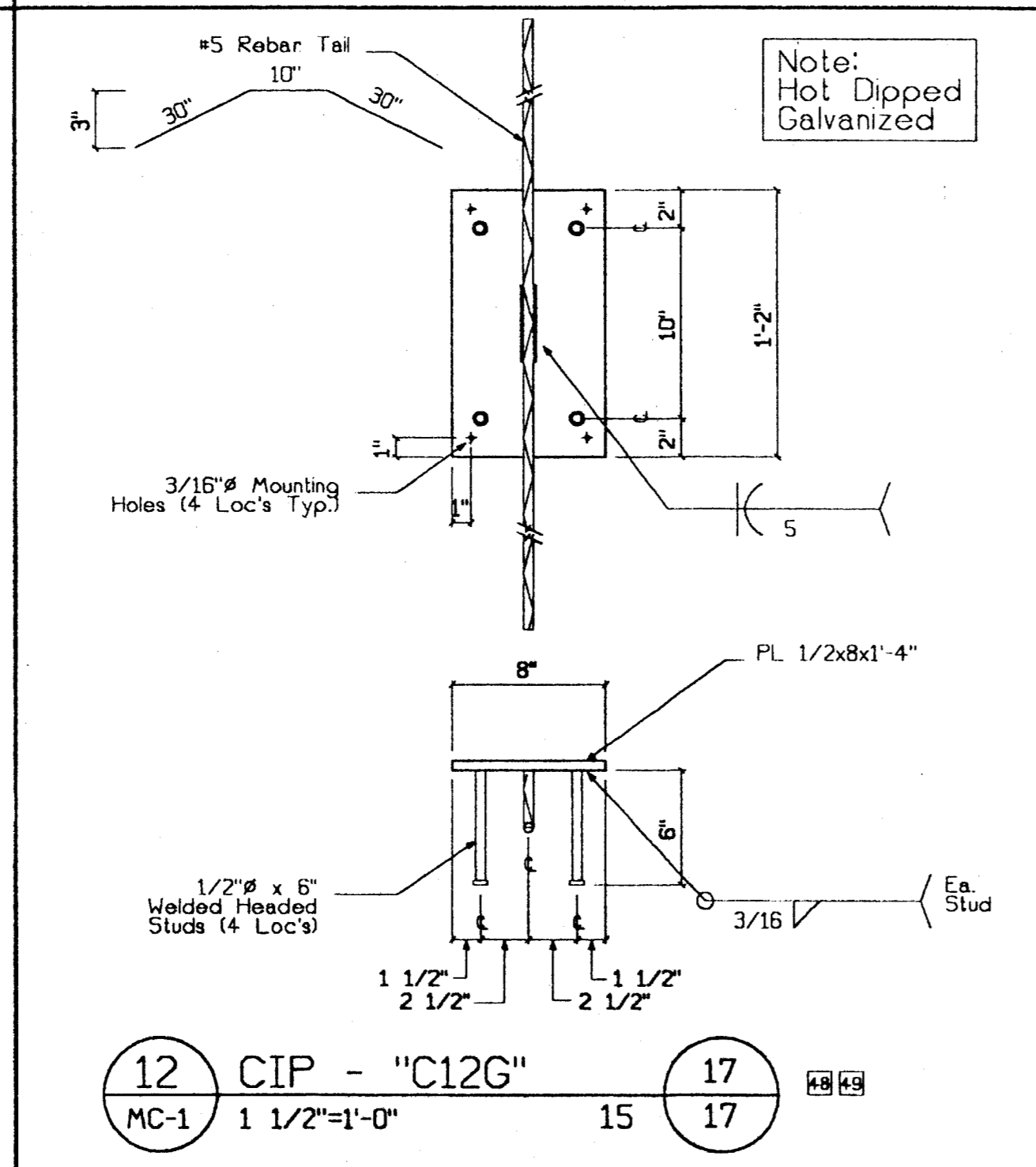
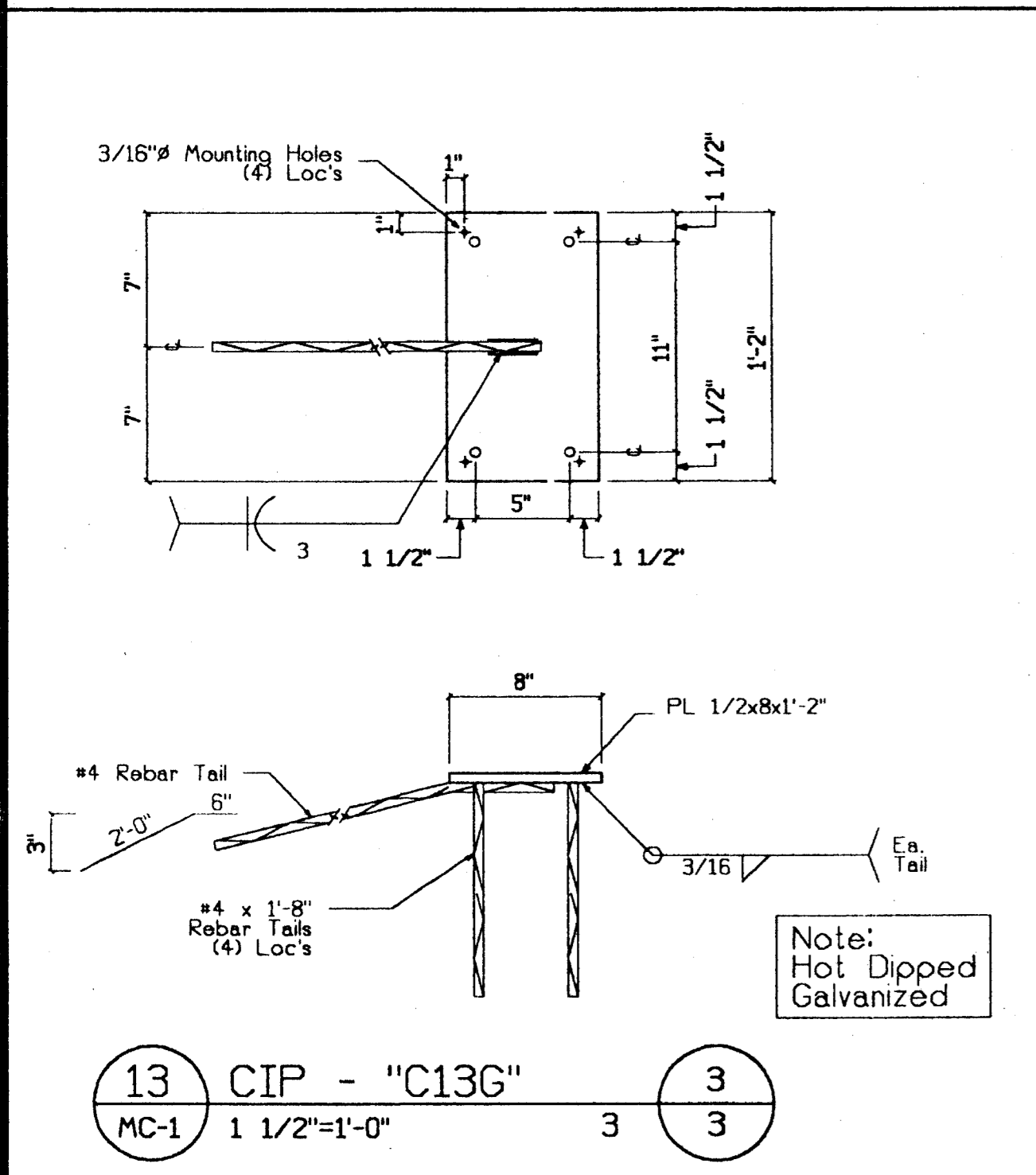
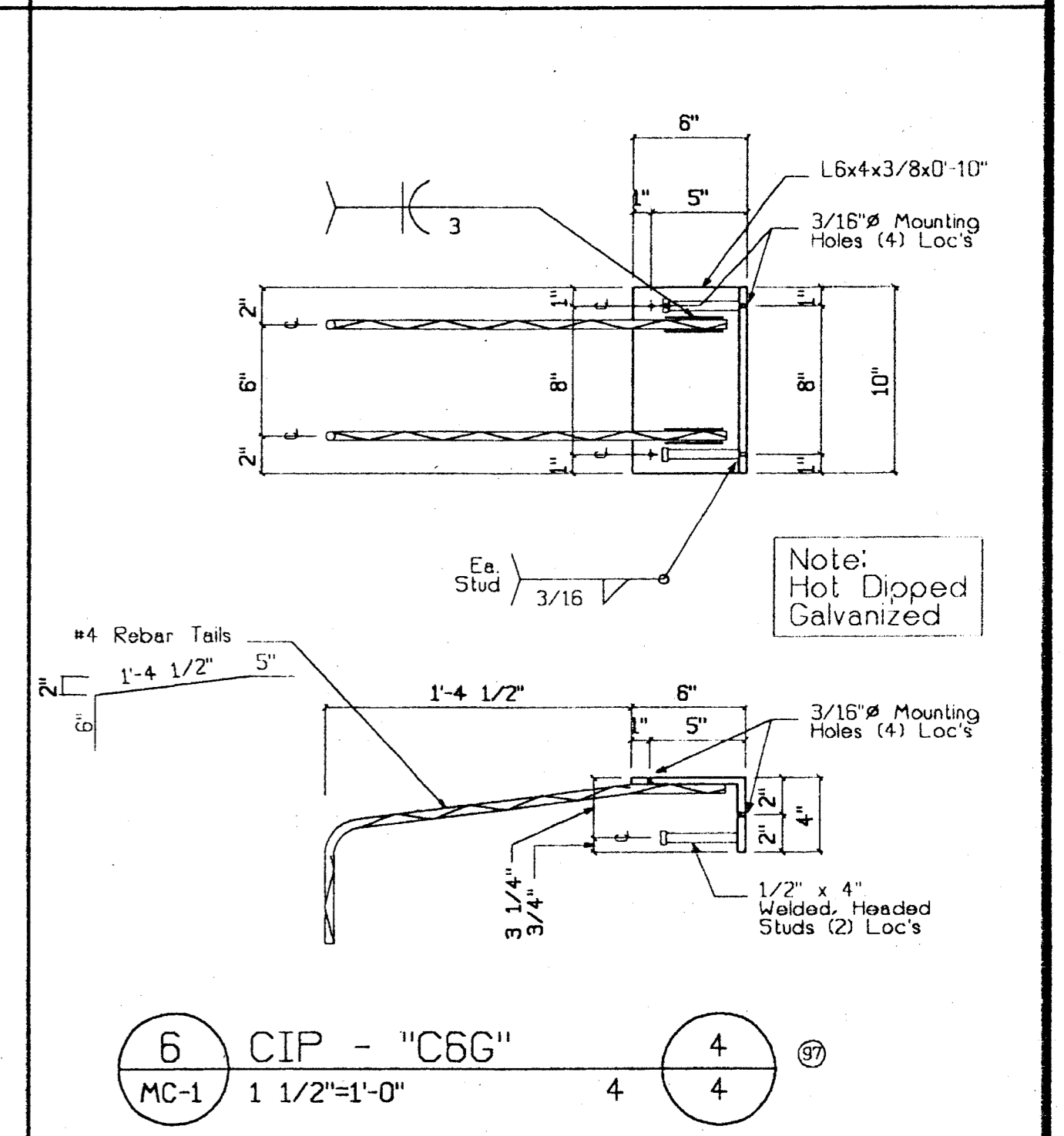
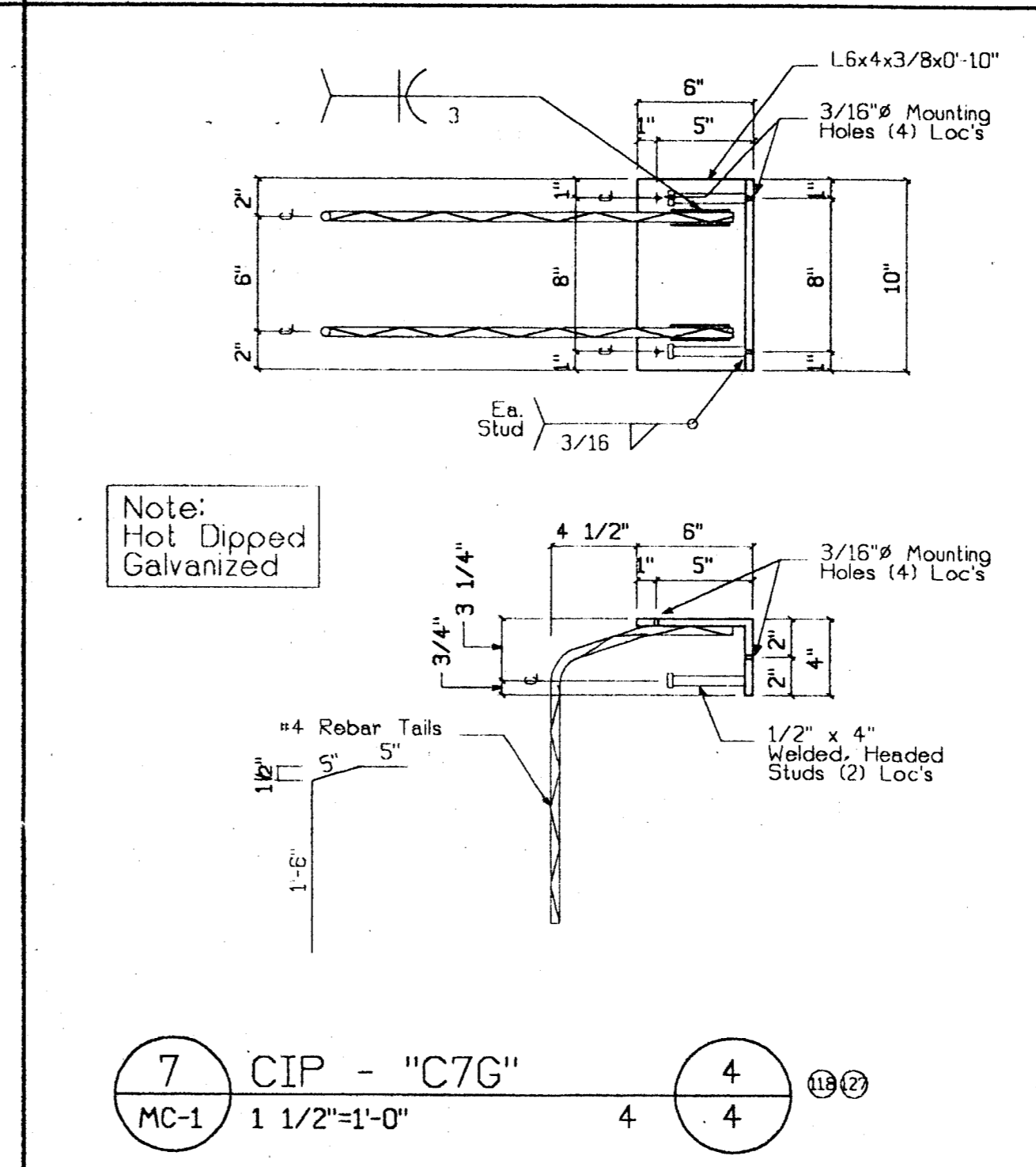
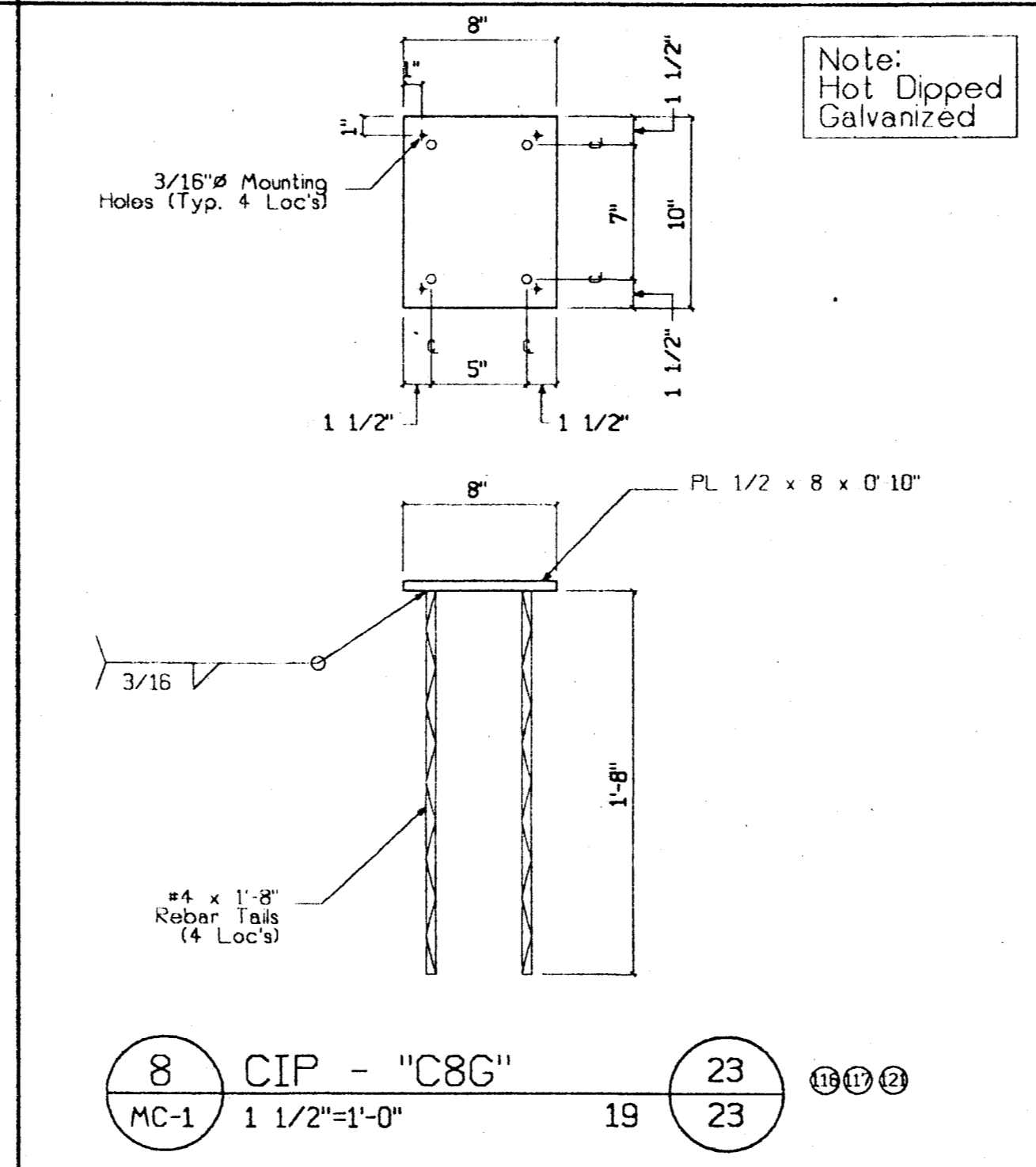
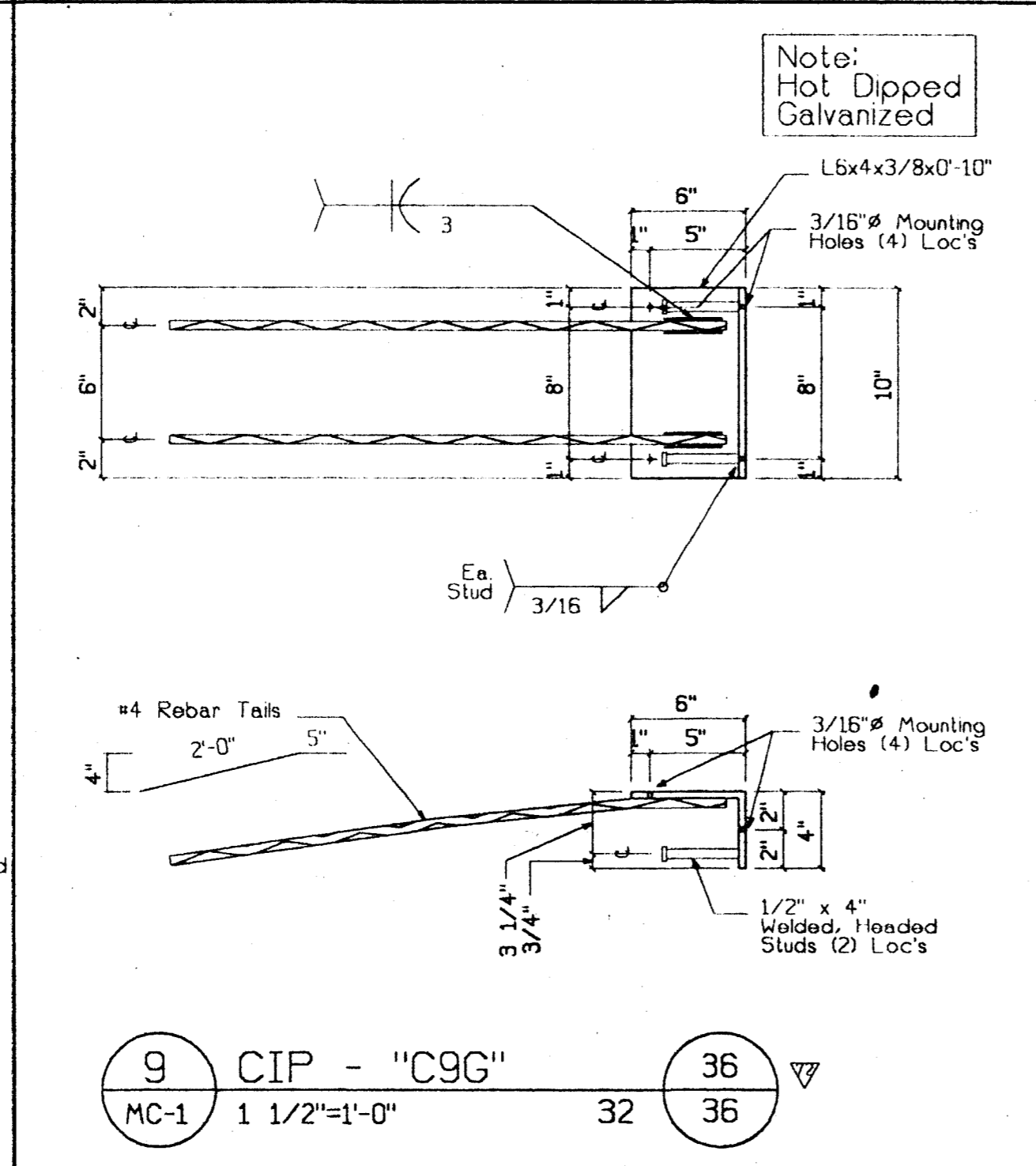
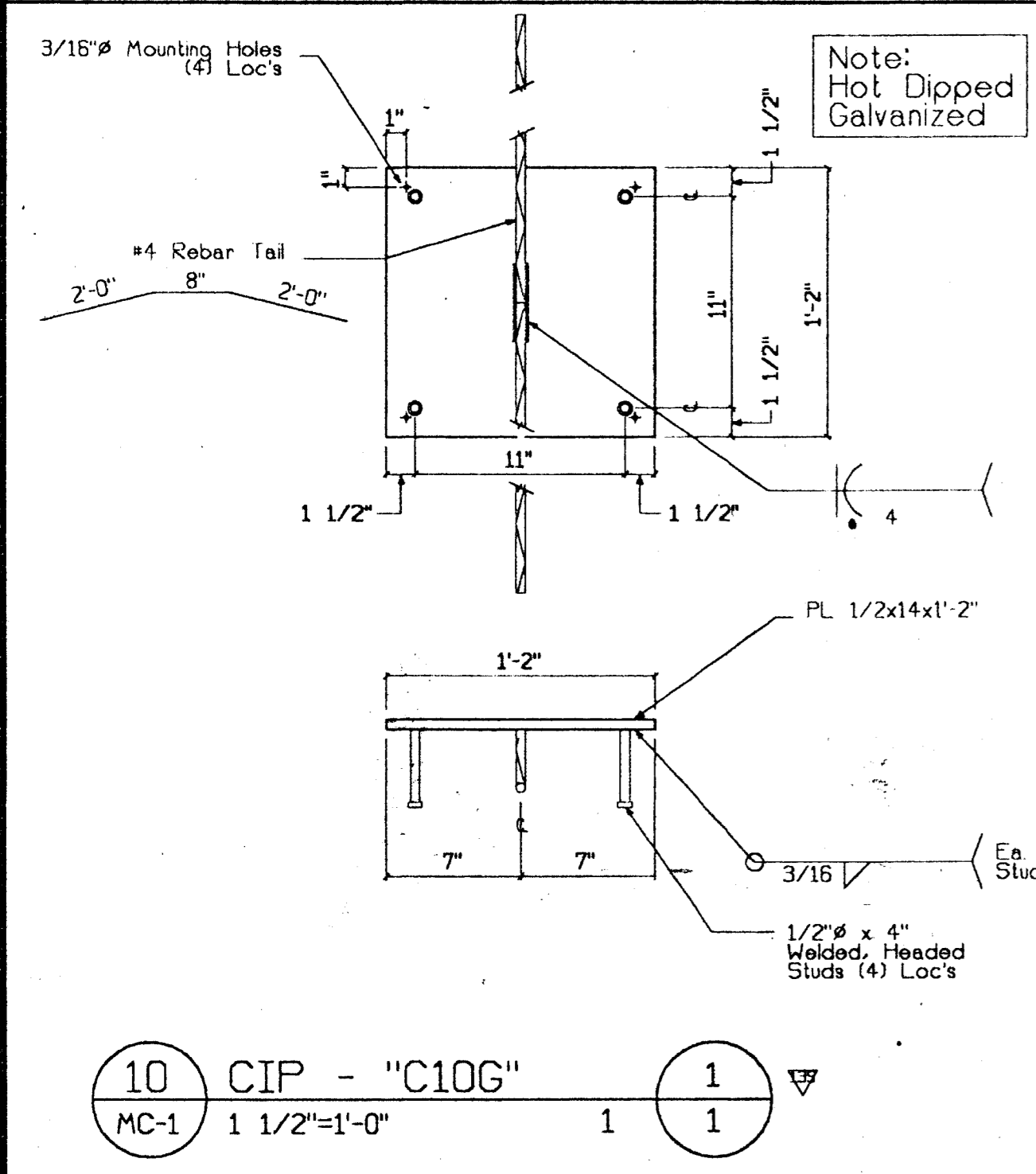
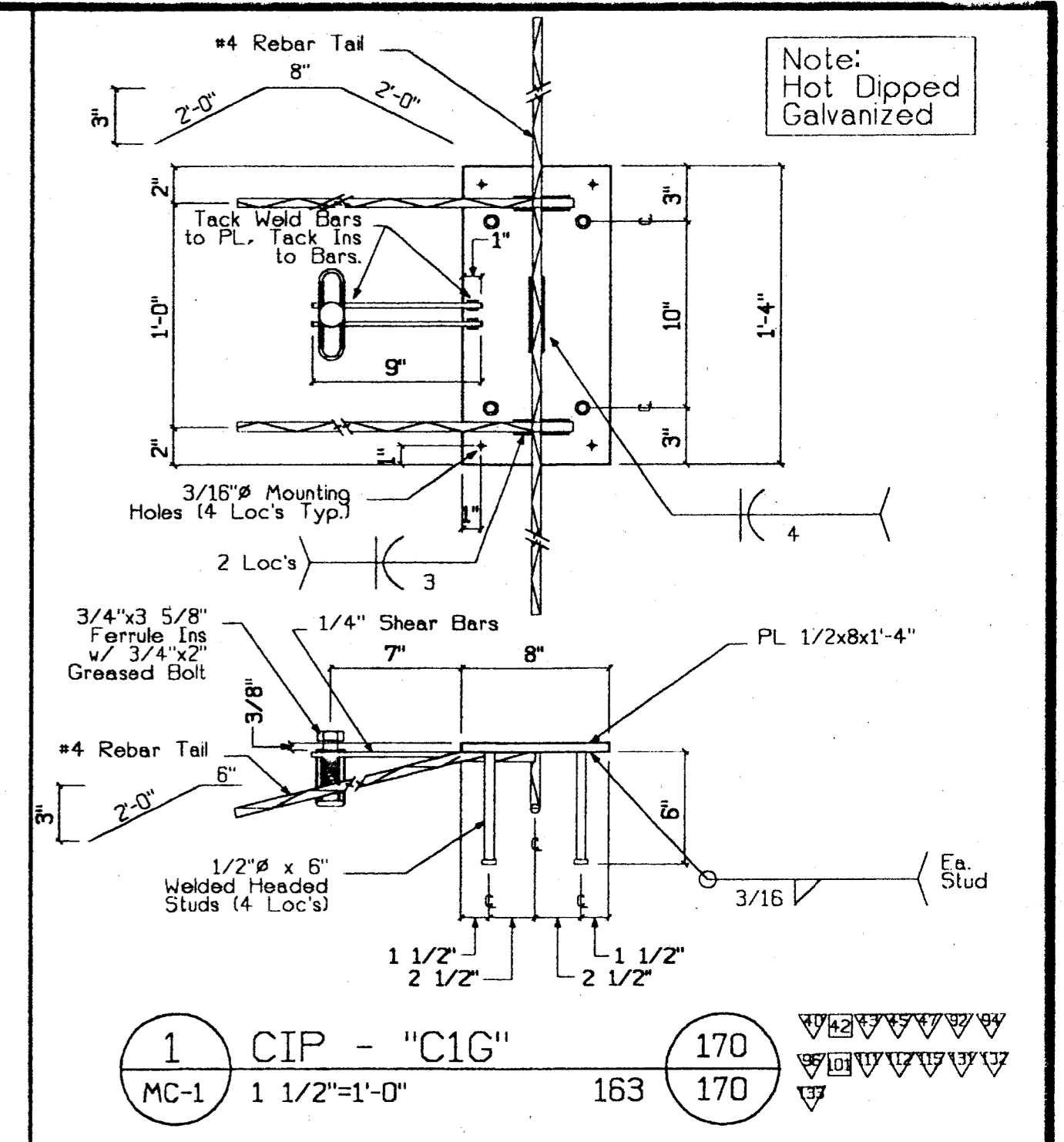
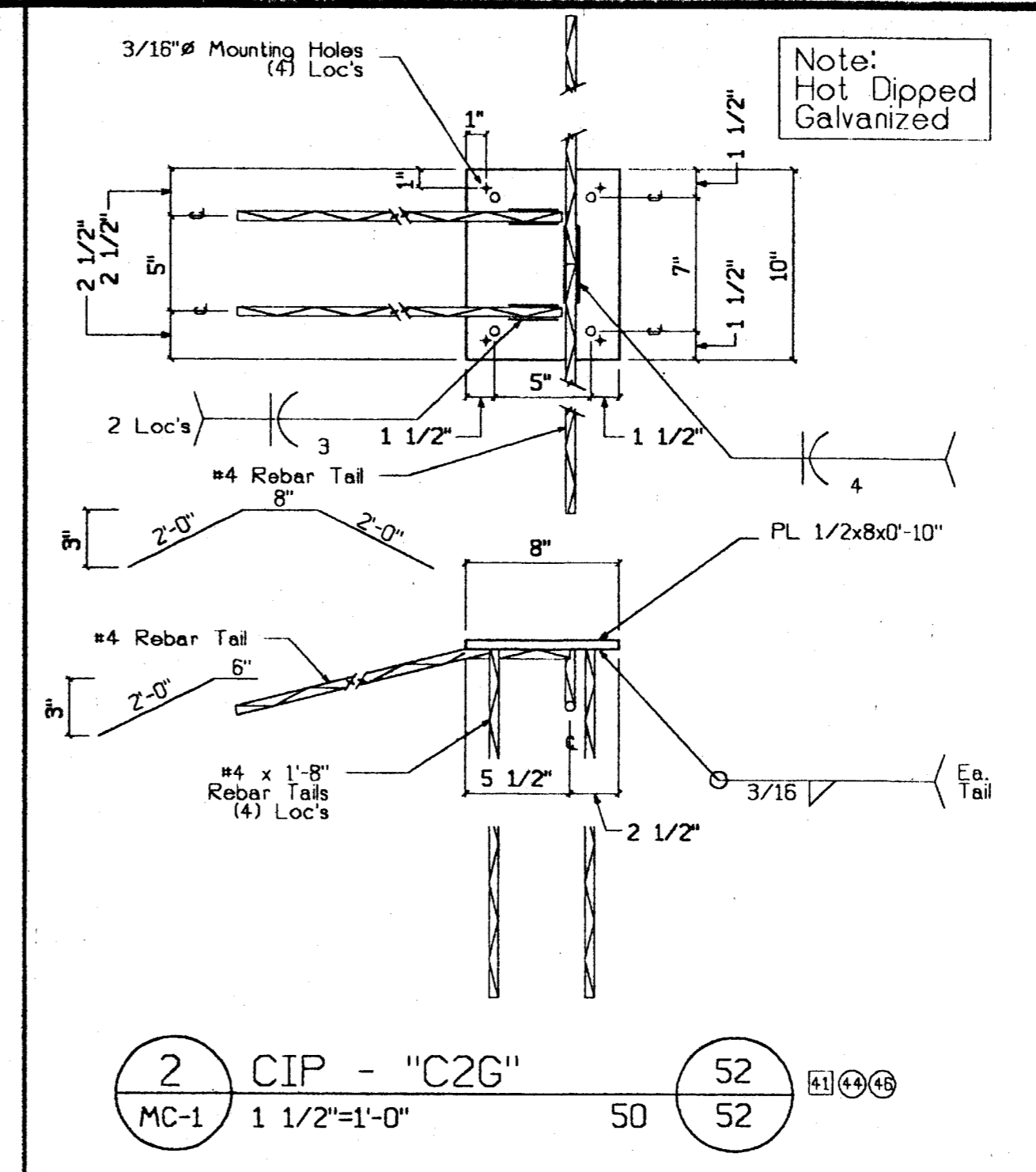
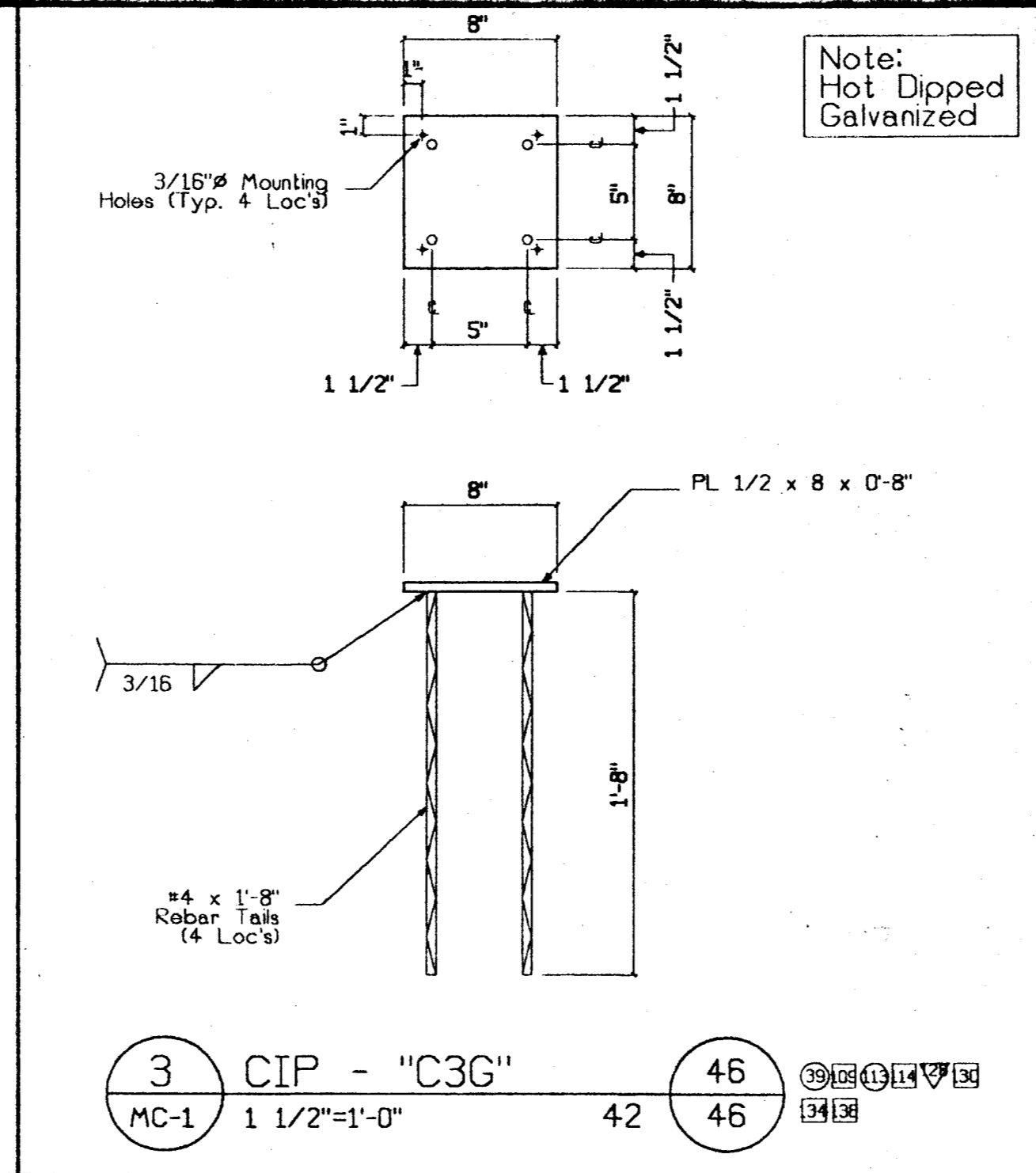
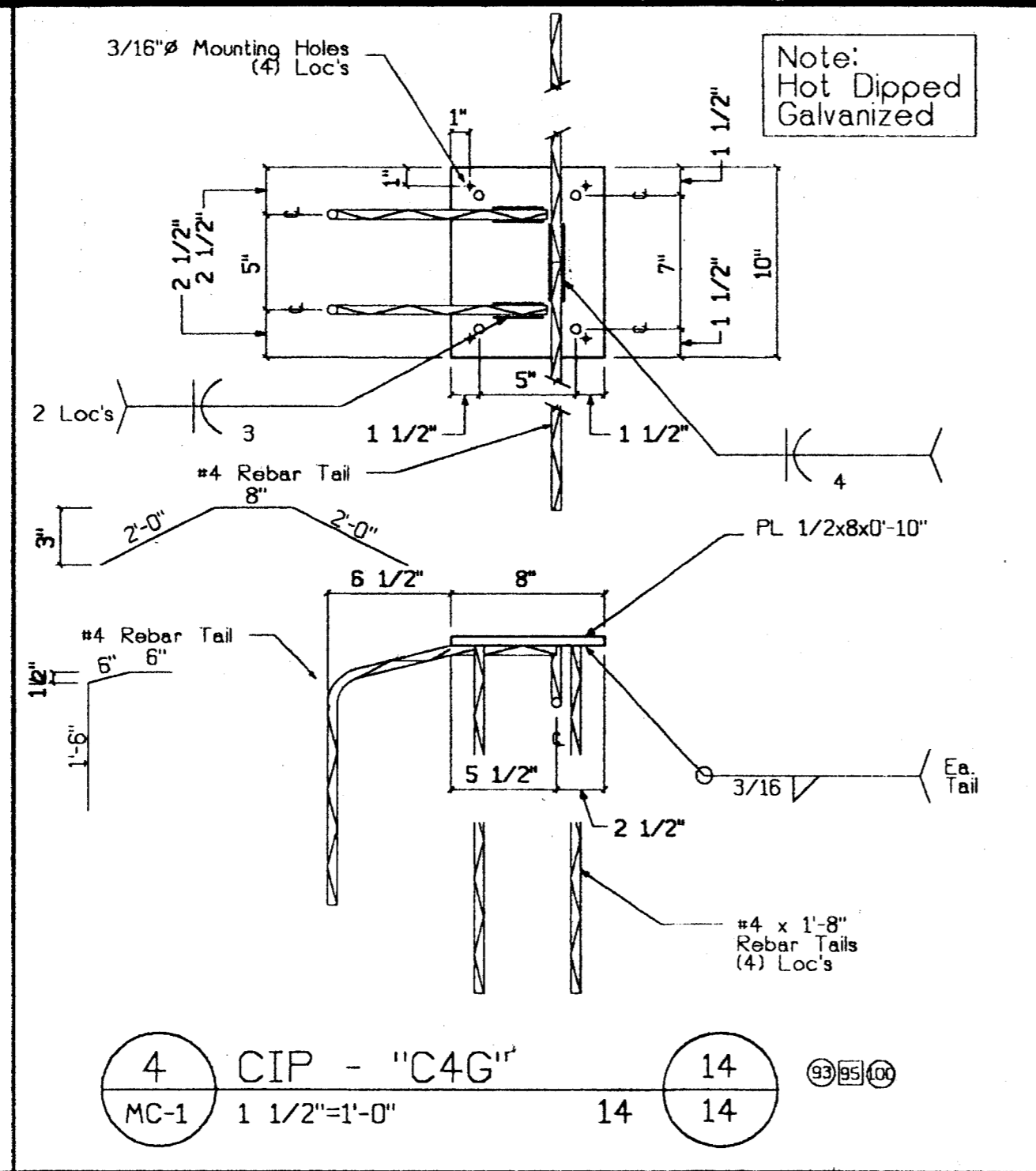
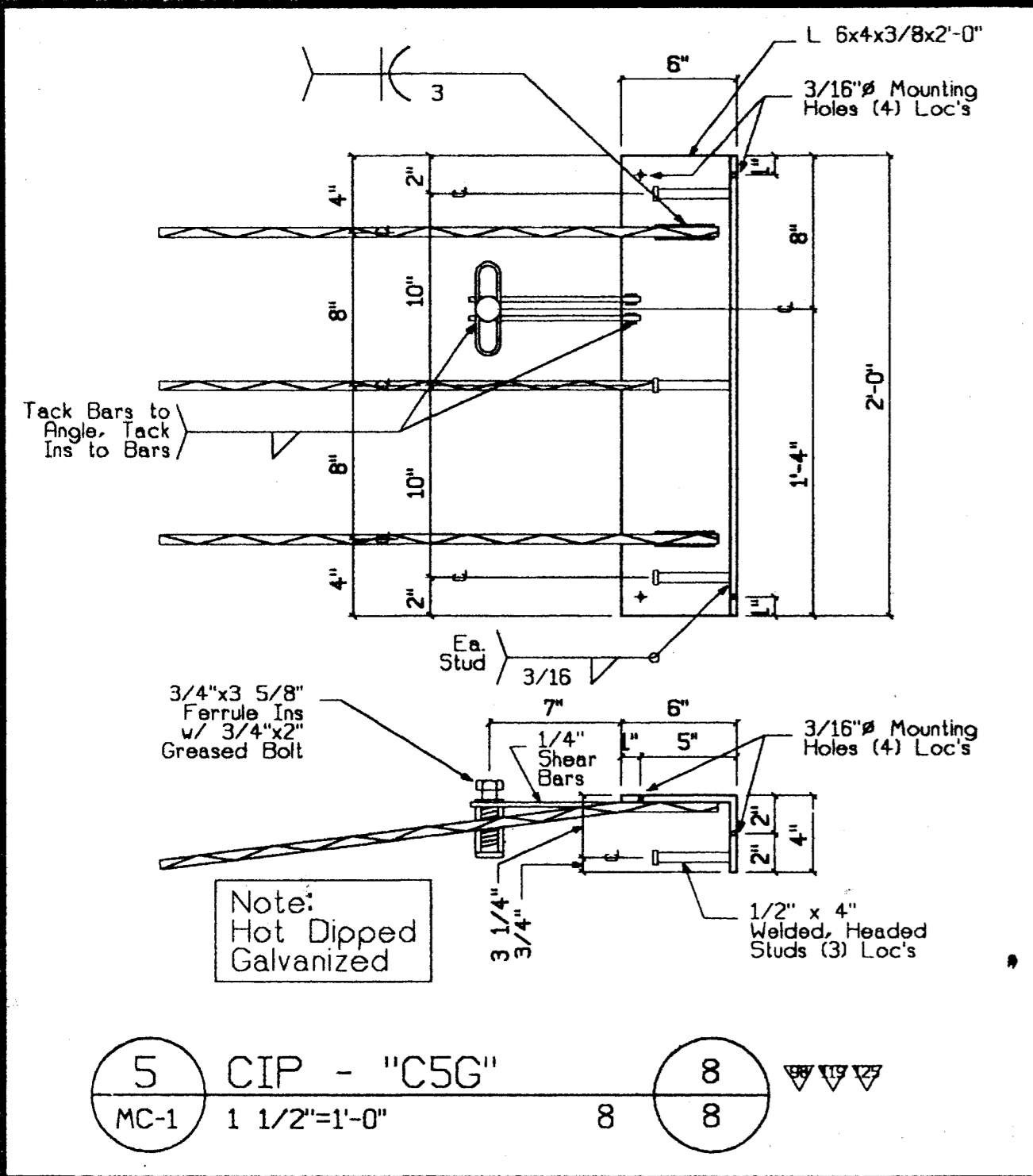
4 Conn. Plan  
D17 1"=1'-0" Type: (v)

BH 3/28/00



SUBMITTED  
MAR 17 2000  
CLARK PACIFIC

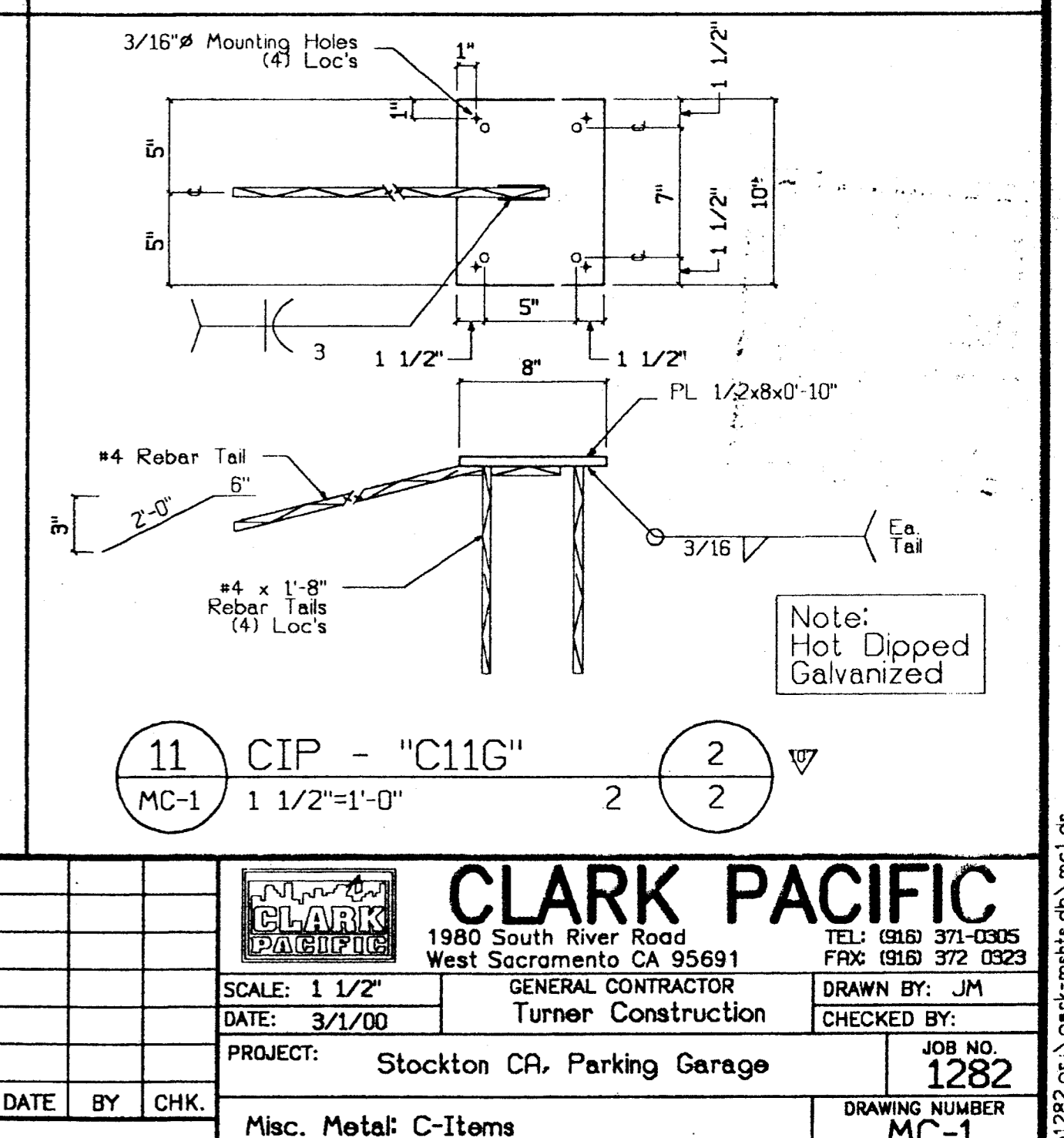
© CLARK PACIFIC 1999 ALL RIGHTS RESERVED <small>ALL DRAWINGS AND WRITTEN MATERIAL APPEARING HEREIN CONSTITUTE THE ORIGINAL, UNPUBLISHED WORK OF CLARK PACIFIC, PROTECTED BY COPYRIGHT, AND THE SAME MAY NOT BE REPRODUCED, USED, OR DISCLOSED WITHOUT THE WRITTEN CONSENT OF CLARK PACIFIC.</small>		ISSUED FOR CONSTRUCTION APPROVED SUBMITTED JM 3/17/00 ITEM BY DATE	REVISIONS REV. DESCRIPTION DATE BY CHK.	CLARK PACIFIC 1980 South River Road West Sacramento CA 95691 TEL: (916) 371-0305 FAX: (916) 372-0323 SCALE: As Noted DATE: 2/11/00 PROJECT: Stockton CA, Parking Garage CONNECTION DETAILS (Parking)	GENERAL CONTRACTOR Turner Constr. DRAWN BY: JM CHECKED BY: JOB NO. 1282 DRAWING NUMBER D-17
---	--	---	--	--	--



BAH 3/28/00

REGISTERED PROFESSIONAL ENGINEER  
WILLIAM O. BEVIER  
No. 2271  
Exp. 03/31/01  
STATE OF CALIFORNIA

SUBMITTED  
MAR 17 2000  
CLARK PACIFIC



CLARK PACIFIC 1999  
ALL RIGHTS RESERVED

CLARK PACIFIC  
1980 South River Road  
West Sacramento CA 95691  
TEL: (916) 371-0505  
FAX: (916) 372-0523

GENERAL CONTRACTOR  
Turner Construction  
DRAWN BY: JM  
CHECKED BY:

PROJECT: Stockton CA, Parking Garage  
JOB NO. 1282  
DRAWING NUMBER MC-1

ITEM	BY	DATE	REVISIONS
1	LM	3/7/00	

Misc. Metal: C-Items

# GENERAL NOTES

## I. DESIGN CRITERIA

### REFERENCES:

- PCI - "Precast & Prestressed Concrete Design Handbook" - Edition 4
- AISC - "Manual of Steel Construction" - LRFD 2nd Edition
- ACI - 318-89 Building Code & Commentary (Rev'd 1992)

### CODE:


1997 UNIFORM BUILDING CODE

## II. SPECIFICATIONS

See Sheet TS-2

# STOCKTON CA, PARKING GARAGE

## STOCKTON, CALIFORNIA



### CLARK PACIFIC JOB NO. 1282

#### GENERAL CONTRACTOR

TURNER CONSTRUCTION COMPANY  
1450 HARBOR BLVD., SUITE A  
WEST SACRAMENTO, CA 95691  
916/372-9500

#### ARCHITECT

ENGLISH HARPER RETA  
580 UNIVERSITY AV., SUITE 100  
SACRAMENTO, CA 95825-6512  
916/568-1821

#### STRUCTURAL ENGINEER

BUEHLER & BUEHLER ASSOCIATES  
7300 FOLSOM BLVD., SUITE 103  
SACRAMENTO, CA 95826  
916/381-8181


### PRECAST CONCRETE SHOP DRAWINGS

#### Arch. & Structural Submittal

RESPOND TO E.H.R.A. REVIEW COMMENTS  
FOR SUBMITTAL #03450-05

ALL PANEL EDGES TO RECEIVE SANDBLAST  
TEXTURE AND SEALER EXCEPT WHERE  
CONCEALED BY WINDOWS OR SEALANT.

ALL EMBEDS CAST INTO GARAGE CONCRETE  
SHALL BE GALVANIZED.




## SHEET INDEX

TS1-P	Titlesheet
TS2	Titlesheet
E111	First Floor Plan
E112	Second Floor Plan
E113	3rd - 6th Floor Plans
E114	Seventh Floor Plan
E115	Eighth Floor Plan
E205	Interior Elevation
E206	Interior Elevation
E207	Interior Elevation
AD-5	Architectural Details
AD-6	Architectural Details
AD-7	Architectural Details
AD-8	Architectural Details
AD-9	Architectural Details
AD-10	Architectural Details
D-10	Connection Details
D-10a	Connection Details
D-11	Connection Details
D-11a	Connection Details
D-12	Connection Details
D-12a	Connection Details
D-13	Connection Details
D-13a	Connection Details
D-14	Connection Details
D-15	Connection Details
D-16	Connection Details
D-17	Connection Details
MC-1	Misc. Metal C-Items

B.H. 3/28/00

TURNER CONSTRUCTION  
JOB 1282  
SUBMITTAL # 03450-05  
DATE 3/22/00



SUBMITTED  
MAR 17 2000  
CLARK PACIFIC

Check for only for general information with  
the design department of the project and general  
information of the project and general  
contract documents. Any notes shown in the  
for the requirements of the plans and specifications.  
Notes: Check for information and specifications  
before work is confirmed and completed at the  
job site. Information provided and techniques  
of construction coordination in the work with  
the architect of the work.  
Check for review and be in compliance with  
specifications by structural engineer prior to pre-  
senting contract order & construction.  
CLARK PACIFIC  
1980 SOUTH RIVER ROAD  
WEST SACRAMENTO, CA 95691  
TEL: (916) 372-0323  
FAX: (916) 372-0323

See attached memo

© CLARK PACIFIC 1999 ALL RIGHTS RESERVED <small>ALL DRAWINGS AND WRITTEN MATERIAL APPEARING HEREIN CONSTITUTE THE ORIGINAL, UNPUBLISHED WORK OF CLARK PACIFIC, PROTECTED BY COPY- RIGHT, AND THE SAME MAY NOT BE DUPLICATED, USED, OR DISCLOSED WITHOUT THE WRITTEN CONSENT OF CLARK PACIFIC.</small>		ISSUED FOR CONSTRUCTION APPROVED 		SUBMITTED JM 3/17/00		REV. DESCRIPTION DATE BY CHK.		SCALE: NONE DATE: 1-24-00 PROJECT: STOCKTON CA, PARKING GARAGE		CLARK PACIFIC 1980 South River Road West Sacramento, CA 95691 TEL: (916) 372-0323 FAX: (916) 372-0323	
GENERAL CONTRACTOR TURNER CONSTRUCTION		DRAWN BY: JM CHECKED BY:		JOB NO. 1282		DRAWING NUMBER TS1-P		TITLESHEET		REVISIONS	

P1282-PRN-TITLESHEET-151X18



# STANDARD SPECIFICATIONS

CLARK PACIFIC PRECAST MATERIAL AND FABRICATION SPECIFICATIONS  
Deviation from any aspect of these specifications first requires written permission from Clark Pacific

- I. Fabrication Requirements:
- A. Coordinate with Clark Pacific Quality Control prior to fabrication.
  - B. All steel work shall conform with the 1997 UEC Chapter 22 and applicable portions of the AISC ASD 9th edition, AWS D1.1-96 and AWS D1.4-79.
  - C. All concrete work shall conform with the 1997 UEC Chapter 26 and the applicable portions of ACI 318-92, ACI 318-89 (revised 1992) and the 1990 CRSI Manual of Standard Practice.
  - D. All materials when delivered to Clark Pacific shall be accompanied by mill certificates (certificate of compliance with Clark Pacific Standards to accompany weldable fasteners).
  - E. Remove burrs from all edges of steel products prior to delivery. Round all edges of fitted connections where specifically indicated on Clark Pacific shop drawings.
  - F. Electrodes shall be chosen in accordance with AWS D1.1 Table 3.1 and must have a minimum specified tensile strength of 70 ksi.
  - G. All welding procedures used must be in conformance with AWS standards.
  - H. All welding shall be performed by welders certified to AWS standards for the work considered.
  - I. Weld only those materials designated to be welded as indicated on Clark Pacific shop drawings.
  - J. No stud welding allowed. All such items must be attached using traditional arc welding techniques.
  - K. All steels to be welded shall be substantially free of surface contamination before welding.
  - L. Provide a minimum of a two (2) bar diameter space between rebar weld and start of bend.
  - M. Preheat material to be welded in accordance with AWS D1.1 Table 3.2.
  - N. Cold Bending Requirements - Minimum Diameter of Pin About Which Material is to Be Bent:
    - 1. Bars and Plates (per II.B.2 below)
      - a. Up to 1/2" Thick . . . . . 3 times the thickness of the material
      - b. 1/2" up to 1" Thick . . . . . 4 times the thickness of the material
    - 2. Sheets and Strips (per II.B.5 below) . . . . . 3 times the thickness of the material
    - 3. Rebar (no hot bending of rebar allowed):
      - a. No. 3 thru No. 5 stirrups and ties . . . . . 4 bar diameters
      - b. No. 3 thru No. 8 other than no. 3 thru 5 stirrups and ties . . . . . 6 bar diameters
      - c. No. 9 thru No. 11 . . . . . 8 bar diameters
      - d. No. 14 and No. 18 . . . . . 10 bar diameters
  - O. Measures must be taken to ensure that all fabricated elements delivered to Clark Pacific are reasonably distortion free. Any fabricated items exhibiting excessive distortion will be rejected.

- II. Materials:
- A. Concrete:
- 1. Concrete Compressive Strength @ 28 days (F'c)
    - a. Strength Used for Calculation Purposes . . . . . 4,000 psi
    - b. Approved Mix Design Strength . . . . . 5,000 psi
  - 2. Design Weight of Precast Elements @ Service (w<sub>c</sub>: air-dry unit weight) 150 pcf
- B. Weldable Steels. Steels in this category can be tackled or welded per AWS D1.1 or D1.4 without further permission from Clark Pacific:
- 1. All weldable steel products must have a phosphorus (P), sulfur (S) and lead (Pb) content below 0.05%, 0.05% and 0.05% respectively (product analysis)
  - 2. Structural Shapes, Bars & Plates (3/16" and thicker) ASTM A36
  - 3. Pipe . . . . . ASTM A53 Grade B, or ASTM A53D
  - 4. Tube Steel . . . . . ASTM A500 Grade B, Fy = 46 ksi
  - 5. Sheets and Strips (less than 3/16") . . . . . ASTM A570 Grade 36
  - 6. Reinforcing Steel . . . . . ASTM A706 Grade 60
  - 7. Standard Machine Bolts . . . . . ASTM A108 - SAE 1018 to 1026 or A36 material used to manufacture bolts meeting ASTM A307 Grade A requirements
  - 8. Standard Studs/Threaded Round Stock (UNC) . . . . . ASTM A307 Grade C, ASTM A572 Grade 50
  - 9. Nuts for Standard Machine Bolts and Threaded Studs . . . . . ASTM A108 - SAE 1018 to 1026 or A36 material used to manufacture hex nuts meeting ASTM A563 Grade A requirements
  - 10. Nuts for High-Strength Machine Bolts and Threaded Studs . . . . . ASTM A108 - SAE 1018 to 1026 or A36 material used to manufacture heavy hex nuts meeting ASTM A563 Grade A requirements
  - 11. Coil Rods and Bolts . . . . . ASTM A108 - SAE 1018 to 1026. Fu/Fy = 70/55 ksi minimum; high strength coil rods/bolts must not be substituted.
  - 12. Coil Nuts . . . . . ASTM A108 - SAE 1018 to 1026 meeting a minimum proof load stress of 80 ksi, based on the tensile stress area of the matching coil rods and bolts specified in II.B.11 above
  - 13. Ferrules for Standard and High-Strength Machine Bolts and Threaded Studs (UNC) . . . . . ASTM A108 - SAE 1018 to 1026 meeting a minimum proof load stress of 100 ksi based on the tensile stress area of the matching bolt/stud for a length of thread engagement equal to the bolt's nominal diameter. For a given nominal diameter of bolt, the minimum length of engagement, maximum overall length and the overall diameter of the ferrule shall be as follows: (minimum engagement/maximum overall length/outside overall diameter):
    - a. 1/2" diameter . . . . . 1.5"/2.25"/0.875"
    - b. 3/4" diameter . . . . . 1.75"/2.5"/1.125"
    - c. 1" diameter . . . . . 2"/2.75"/1.562"
    - d. 1 1/4" diameter . . . . . 2.25"/3.0"/2.0"
- C. Non-Weldable Steels. Steels in this category can be tackled or welded per AWS D1.1 or D1.4 with item specific written permission from Clark Pacific and only on a per job basis. However, items with an \* following the specification can be tackled or welded as shown on Clark Pacific shop drawings for non-structural assembly purposes without requiring further authorization from Clark Pacific:
- 1. Reinforcing Steel . . . . . ASTM A615 Grade 60
  - 2. Standard Machine Bolts ASTM A307 Grade A, or SAE J429 Grade 2\*
  - 3. High-Strength Machine Bolts . . . . . ASTM A325 Type 1, ASTM A449 Type 1, or SAE J429 Grade 5
  - 4. Nuts for Standard Machine Bolts and Threaded Studs ASTM A563 Grade A Hex Nuts\*
  - 5. Nuts for High-Strength Machine Bolts and Threaded Studs . . . . . ASTM A563 Grade A Heavy Hex Nuts\*
  - 6. Coil Nuts . . . . . Nuts meeting a minimum proof load stress of 80 ksi, based on the tensile stress area of the matching coil rods and bolts specified in II.B.11 above\*
  - 7. Coil Inserts Manufactured with minimum U575 anchor wires UNC.
  - 8. Ferrules for Standard Machine Bolts and Threaded Studs (UNC) . . . . . Dayton Superior F-43 Plain Ferrules
  - 9. Unhardened Steel Plain Washers . . . . . ASTM F844\*
  - 10. Hardened Steel Plain Washers . . . . . ASTM F436
  - 11. Welded Wire Fabric . . . . . ASTM A185


- III. Protective Coatings:
- A. Weld Through Steel Service Coatings (removal prior to welding not required):
    - 1. Electrodeposited Zinc Coatings . . . . . ASTM B633
    - 2. Zinc-Rich Paints:
      - a. Option #1: Southern Coatings Chemtek 600, 2.0 to 4.0 wet mils maximum. Apply only in shop. Prepare all metal to SSPC-SP 6 specifications. Use means other than solvents to clean steel surfaces of grease and oils prior to blasting. Use only clear top water to thin not more than 10% by volume.
      - b. Option #2: Continental Coatings Co., Inc. 4056X-1 Organic Zinc Dust Primer, 3.0 to 5.0 wet mils maximum. Apply only in shop. Prepare all metal to SSPC-SP 6 specifications. Reduce no more than 33% using Continental Coatings 1000C-44.
  - B. Non-Weld Through Steel Service Coatings (removal prior to welding required):
    - 1. Hot-Dipped Galvanizing for Shapes, Bars & Plates ASTM A123, or ASTM A153
    - 2. Zinc-Rich Paints . . . . . SSPC-PAINT 20 applied to manufacturer's specifications. Apply only in shop.
    - 3. Hot-Dipped Galvanizing for Reinforcing . . . . . ASTM A767
    - 4. Epoxy-Coating for Reinforcing . . . . . ASTM A775
    - 5. Electrodeposited Cadmium for Fasteners . . . . . ASTM B766
  - C. Weld Through Steel Primer Coatings (removal prior to welding not required):
    - 1. Red Iron Oxide Paints SSPC-PAINT 11 single (1) shop coat (2 wet mils maximum)
    - 2. Zinc-Rich Paints SSPC-PAINT 20 applied to manufacturer's specifications.
- IV. Tests Performed By Clark Pacific Prior to Acceptance Of Material:
- A. Coil and Ferrule Inserts Tested per Clark Pacific . . . . . Inserts shall be subject to tests by Clark Pacific to confirm product conformance with manufacturer's stated design values prior to acceptance.
- V. Erection Requirements:
- A. Coordinate with Clark Pacific Quality Control prior to erection.
  - B. All steel work shall conform with the 1997 UEC Chapter 27 and applicable portions of the AISC ASD 9th edition, AWS D1.1-96 and AWS D1.4-79.
  - C. All concrete work shall conform with the 1997 UEC Chapter 26 and applicable portions of the ACI 318-92, ACI 318-89 (revised 1992) and the 1990 CRSI Manual of Standard Practice.
  - D. For fitted connections ensure all edges have been rounded where specifically indicated on Clark Pacific shop drawings.
  - E. Field Welding Electrodes:
    - 1. Shielded Metal Arc Welding:
      - a. Uncoated Steels 1/8" or Thicker . . . . . AWS E51 E7018 Lincoln Jetweld LH-70, 1/8" or 5/32" diameter, in hermetically sealed containers
      - b. Coated and Uncoated Steels 1/8" thru 1/4" . . . . . AWS E51 E6011 Lincoln Fleetweld 35, 3/32" diameter
    - 2. Flux-Cored Arc Welding:
      - a. Uncoated Steels 3/16" or Thicker . . . . . AWS E520 E71T-8 Lincoln NR-232, 0.088" or 0.072" diameter
      - b. Coated and Uncoated Steels 1/8" thru 1-1/2" Thick . . . . . AWS E520 E71T-7 Lincoln NR-202, 0.088" diameter
  - F. All welding procedures used must be in conformance with AWS standards.
  - G. All welding shall be performed by welders certified to AWS standards for the work considered.
  - H. Weld only those materials designated to be welded as indicated on Clark Pacific shop drawings.
  - I. No field welding of reinforcing steel.
  - J. For coated steels, ensure coating has been removed from all weld paths where Clark Pacific shop drawings explicitly require such removal prior to welding.
  - K. Weld paths must be substantially free of surface contamination, including rust and mill scale, before welding is commenced.
  - L. Preheat material to be welded in accordance with AWS D1.1 Table 3.2.
  - M. Touch-up all zinc service coatings removed for and/or by welding after welds have passed inspection using one of the following:
    - 1. Aerosol Bright Galvanized Zinc-Rich Paint Rust-Oleum 2117
    - 2. Aerosol Cold-Galvanizing Zinc-Rich Paint Rust-Oleum 2185 or ZRC MH7035
    - 3. Zinc-Rich Paint Federal Specifications DDD-P-21035A and MIL-P-26915
  - N. No field bending of rebar greater than #5.
  - O. Provide a minimum of two (2) bar diameter space or "Z", whichever is greater, between rebar weld and start of bend.
  - P. Rebar shall not be rebent more than two (2) times at any given bend location.
  - Q. No hot bending of rebar.
  - R. Leaving bolts are part of permanent connection, leave in place UNC.
  - S. All bolts and nuts to be "snug-tight" unless noted otherwise on the Clark Pacific shop drawings.
  - T. After final alignment, bond all threaded fasteners inaccessible to the public with RTV Silicon Rubber Adhesive Sealant from HI-TEC Industries such that it will prevent the nuts/bolts from "backing off". Similarly, tack weld all threaded fasteners accessible to the public. Important: do not tack weld "High-Strength" fasteners. Refer to Clark Pacific Procedure for proper application of the Silicon Adhesive.
  - U. Chemical and Wedge Anchors: Insure that all project special inspection requirements are followed during installation of any chemical or wedge anchors. Request direction from the Clark Pacific field engineer when uncertain regarding inspection requirements:
    - 1. Hilli Bolt-IV: Install anchors per Clark Pacific procedure "Hilli Kuik Bolt II Installation Procedure" dated February 29, 1996 or later.
    - 2. Hilli HVA Adhesive Anchors: Install material per Clark Pacific procedure "Hilli HVA Installation Procedure" dated November 21, 1996 or later.
    - 3. Hilli HIT HY-150 Injection System: Install material per Clark Pacific procedure "Hilli HIT HY-150 Installation Procedure" dated November 21, 1996 or later.
  - V. Non-Shrink Grout: Use Richmond Multi-Purpose Grout. Refer to Clark Pacific Procedure for proper installation techniques.

## ABBREVIATIONS AND SYMBOLS

Bot.	Bottom	O.C.	On Center
B.O.P.	Bottom of Panel	Opng.	Opening
C.I.P.	Cast in Place	O.H.	Opposite Hand
☐	Centerline	Pt.	Point
CLR	Clear	Ref.	Reference
Cond.	Condition	R.O.	Rough Opening
Conn.	Connection	Sim.	Similar
Desc.	Description	Struct.	Structural
Det.	Detail	S.E.O.R.	Structural Engineer of Record
Dim./Dims.	Dimension/Dimensions	T.O.	Top of
Dvgs.	Drawings	T.O.C.	Top of Concrete/Top of Curb
EBF	Eccentrically Braced Frame	T.O.P.	Top of Panel
E.O.P.	Edge of Panel	T.O.S.	Top of Steel
E.O.S.	Edge of Slab	TS	Tube Steel
EL	Elevation	Typ.	Typical
F.O.P.	Face of Panel	UNO	Unless Noted Otherwise
Ga.	Gauge		
GC	General Contractor		
Jt.	Joint	XXX	Panel Name
L	Length		
Loc.	Location	↖	Bearing Connection Symbol
Max.	Maximum		
Min.	Minimum		
NTS	Not to Scale	↔	Push/Pull Connection Symbol
No.	Number		
		↗	Lateral Connection Symbol
			Detail Reference Number
		⊙	"S" Denotes Welded Safety Location. See Appropriate Detail.

# STOCKTON CA, PARKING GARAGE


## STOCKTON, CALIFORNIA



## CLARK PACIFIC JOB NO. 1282

ENGLISH HARPER RETA  
By: B.H. Date: 3/28/00

TURNER CONSTRUCTION  
JOB 1282  
SUBMITTAL # 03452-05  
DATE 3-22-00 RAY



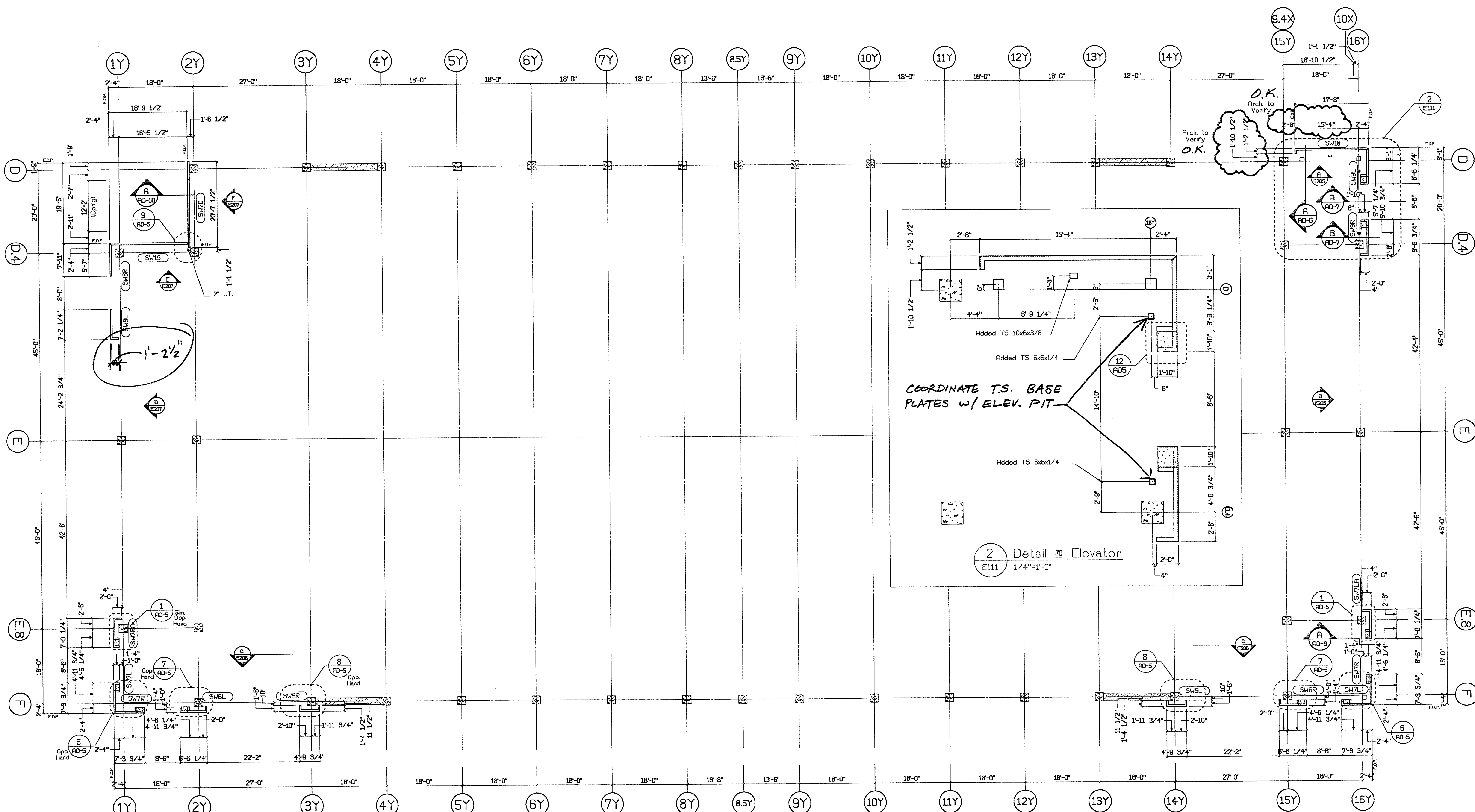
SUBMITTED  
MAR 17 2000  
CLARK PACIFIC

© CLARK PACIFIC 1999  
ALL RIGHTS RESERVED

ALL DRAWINGS AND WRITTEN MATERIAL APPEARING HEREIN CONSTITUTE THE ORIGINAL, UNPUBLISHED WORK OF CLARK PACIFIC, PROTECTED BY COPYRIGHT, AND THE SAME MAY NOT BE REPRODUCED, USED, OR DISCLOSED WITHOUT THE WRITTEN CONSENT OF CLARK PACIFIC.

ISSUED FOR CONSTRUCTION APPROVED	DATE	BY	DESCRIPTION	DATE	BY	CHK.
SUBMITTED	JM	3/17/00				
REVISIONS						

<b>CLARK PACIFIC</b> 1980 South River Road West Sacramento CA 95691 TEL: (916) 371-0305 FAX: (916) 372-0329		DRAWN BY: JM
SCALE: NONE	GENERAL CONTRACTOR: TURNER CONSTR.	CHECKED BY: P1282
DATE: 1-24-00	PROJECT: STOCKTON CA, PARKING GARAGE	JOB NO. P1282
SPECIFICATIONS		DRAWING NUMBER: T52



1 Parking Struct. - 1st Flr. Plan  
 E111 3/32"=1'-0"

Approved  
 Rejected  
 I hereby certify that the above described work was done in accordance with the plans and specifications and that the same are correct and complete as shown on the drawings and specifications. I am a duly licensed Professional Engineer in the State of California.  
 B.H. 3/28/00

TURNER CONSTRUCTION  
 JOB 4682d  
 SUBMITTAL # 0345006  
 DATE 3/22/00 BY BK

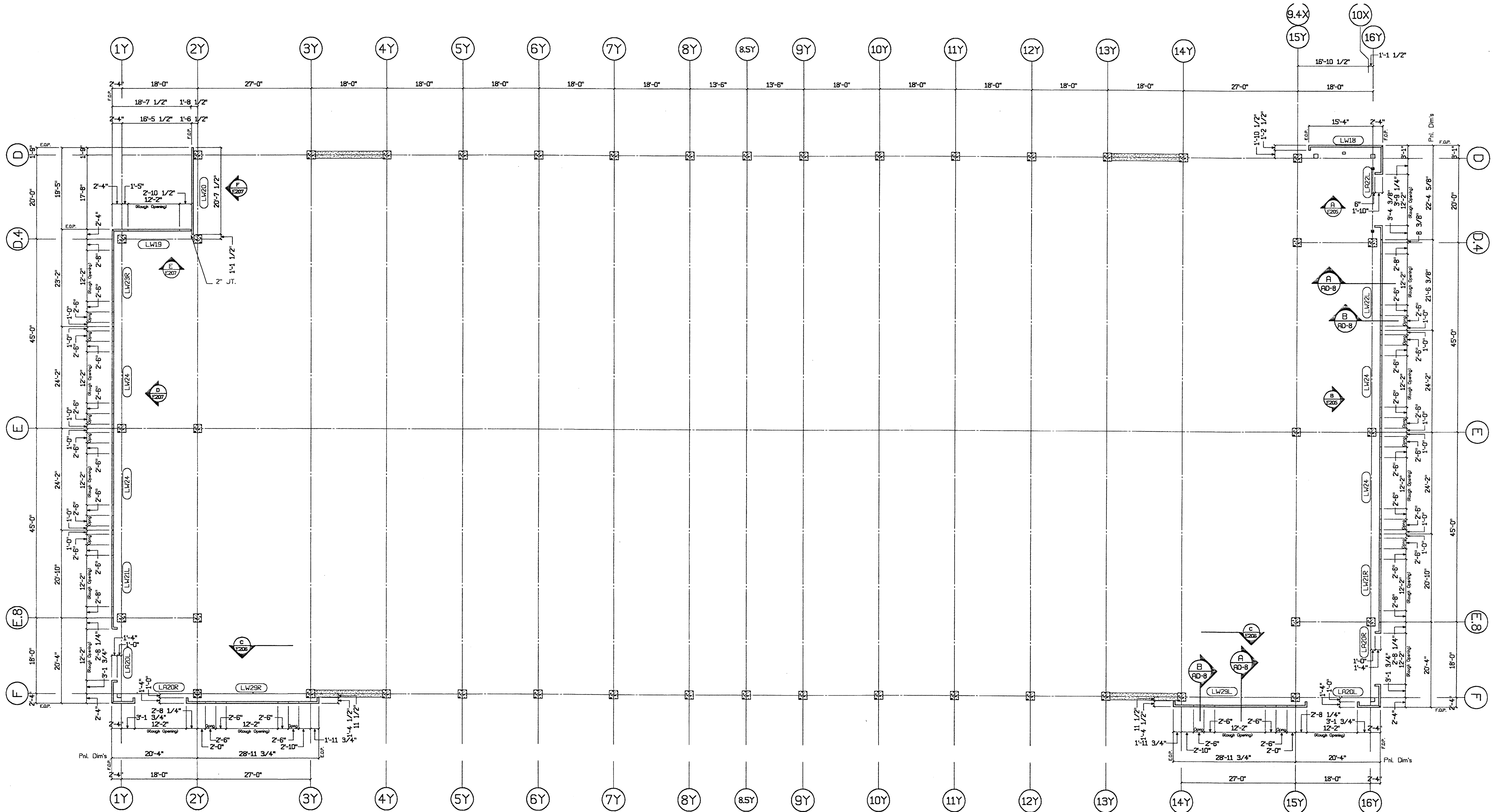
SUBMITTED  
 MAR 17 2000  
 CLARK PACIFIC

© CLARK PACIFIC 1999  
 ALL RIGHTS RESERVED  
 ALL DRAWINGS AND WRITTEN MATERIAL APPEARING HEREIN CONSTITUTE THE ORIGINAL, UNPUBLISHED WORK OF CLARK PACIFIC. PROTECTED BY COPYRIGHT, AND THE SAME MAY NOT BE REPRODUCED, USED, OR DISCLOSED WITHOUT THE WRITTEN CONSENT OF CLARK PACIFIC.

ISSUED FOR CONSTRUCTION	APPROVED	DATE	BY	CHK.
SUBMITTED	JM	3/17/00		
REVISIONS	DATE	BY	CHK.	DESCRIPTION

**CLARK PACIFIC**  
 1980 South River Road  
 West Sacramento, CA 95691  
 TEL: (916) 371-0305  
 FAX: (916) 372-0323

SCALE: As Noted  
 DATE: 9/24/99  
 PROJECT: Stockton CA, Parking Garage  
 GENERAL CONTRACTOR: Turner Constr.  
 DRAWN BY: JM  
 CHECKED BY: JM  
 JOB NO: 1282  
 DRAWING NUMBER: E111



1 Parking Struc. - 2nd Flr. Plan  
 E112 3/32"=1'-0"

APPROVED FOR CONSTRUCTION  
 TURNER CONSTRUCTION  
 200 66820  
 SUBMITTAL # 02450-06  
 DATE 3/22/00 BY RK

REGISTERED PROFESSIONAL ENGINEER  
 WILLIAM W. BEVIER  
 No. 2844  
 Exp. 3/31/01  
 STRUCTURAL  
 STATE OF CALIFORNIA

SUBMITTED  
 MAR 17 2000  
 CLARK PACIFIC

CLARK PACIFIC 1999  
 ALL RIGHTS RESERVED

ALL DRAWINGS AND WRITTEN MATERIAL APPEARING HEREIN CONSTITUTE THE ORIGINAL, UNPUBLISHED WORK OF CLARK PACIFIC. PROTECTED BY COPYRIGHT, AND THE SAME MAY NOT BE DUPLICATED, USED, OR DISCLOSED WITHOUT THE WRITTEN CONSENT OF CLARK PACIFIC.

CLARK PACIFIC  
 1980 South River Road  
 West Sacramento CA 95691  
 TEL: (916) 371-0305  
 FAX: (916) 372-0323

SCALE: As Noted  
 DATE: 9/24/99  
 PROJECT: Stockton CA, Parking Garage  
 GENERAL CONTRACTOR: Turner Constr.  
 DRAWN BY: JM  
 CHECKED BY:  
 JOB NO. 1282  
 DRAWING NUMBER E112

ITEM	BY	DATE	REV.	DESCRIPTION	DATE	BY	CHK.
REVISIONS							

ENGLISH HARTER BETA  
 By: B.H. Date: 3/28/00

TURNER CONSTRUCTION  
 200 66820  
 SUBMITTAL # 02450-06  
 DATE 3/22/00 BY RK

REGISTERED PROFESSIONAL ENGINEER  
 WILLIAM W. BEVIER  
 No. 2844  
 Exp. 3/31/01  
 STRUCTURAL  
 STATE OF CALIFORNIA

SUBMITTED  
 MAR 17 2000  
 CLARK PACIFIC

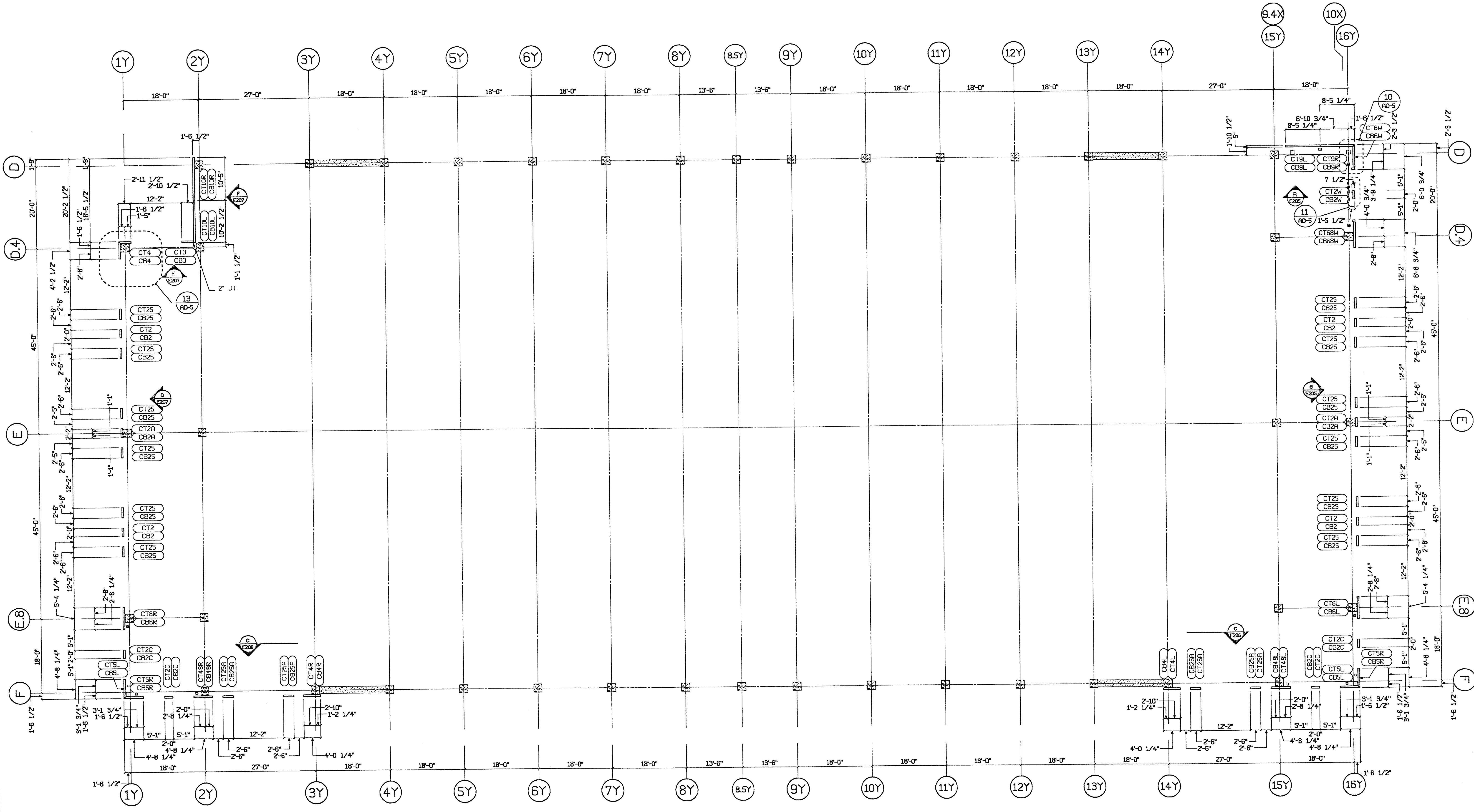
CLARK PACIFIC 1999  
 ALL RIGHTS RESERVED

ALL DRAWINGS AND WRITTEN MATERIAL APPEARING HEREIN CONSTITUTE THE ORIGINAL, UNPUBLISHED WORK OF CLARK PACIFIC. PROTECTED BY COPYRIGHT, AND THE SAME MAY NOT BE DUPLICATED, USED, OR DISCLOSED WITHOUT THE WRITTEN CONSENT OF CLARK PACIFIC.

ITEM	BY	DATE	REV.	DESCRIPTION	DATE	BY	CHK.
REVISIONS							

CLARK PACIFIC  
 1980 South River Road  
 West Sacramento CA 95691  
 TEL: (916) 371-0305  
 FAX: (916) 372-0323


SCALE: As Noted  
 DATE: 9/24/99  
 PROJECT: Stockton CA, Parking Garage  
 GENERAL CONTRACTOR: Turner Constr.  
 DRAWN BY: JM  
 CHECKED BY:  
 JOB NO. 1282  
 DRAWING NUMBER E112



1 Parking Struc. - 3rd-6th Flrs.  
E113 3/32'=1'-0"

Approved  
 Checked  
 Reviewed  
 Noted  
  
 BH. 3/22/00

TURNER CONSTRUCTION  
 JOB 6682-1  
 SUBMITTAL 12450-06  
 DATE 3/22/00 BY RAI



SUBMITTED  
 MAR 17 2000  
 CLARK PACIFIC

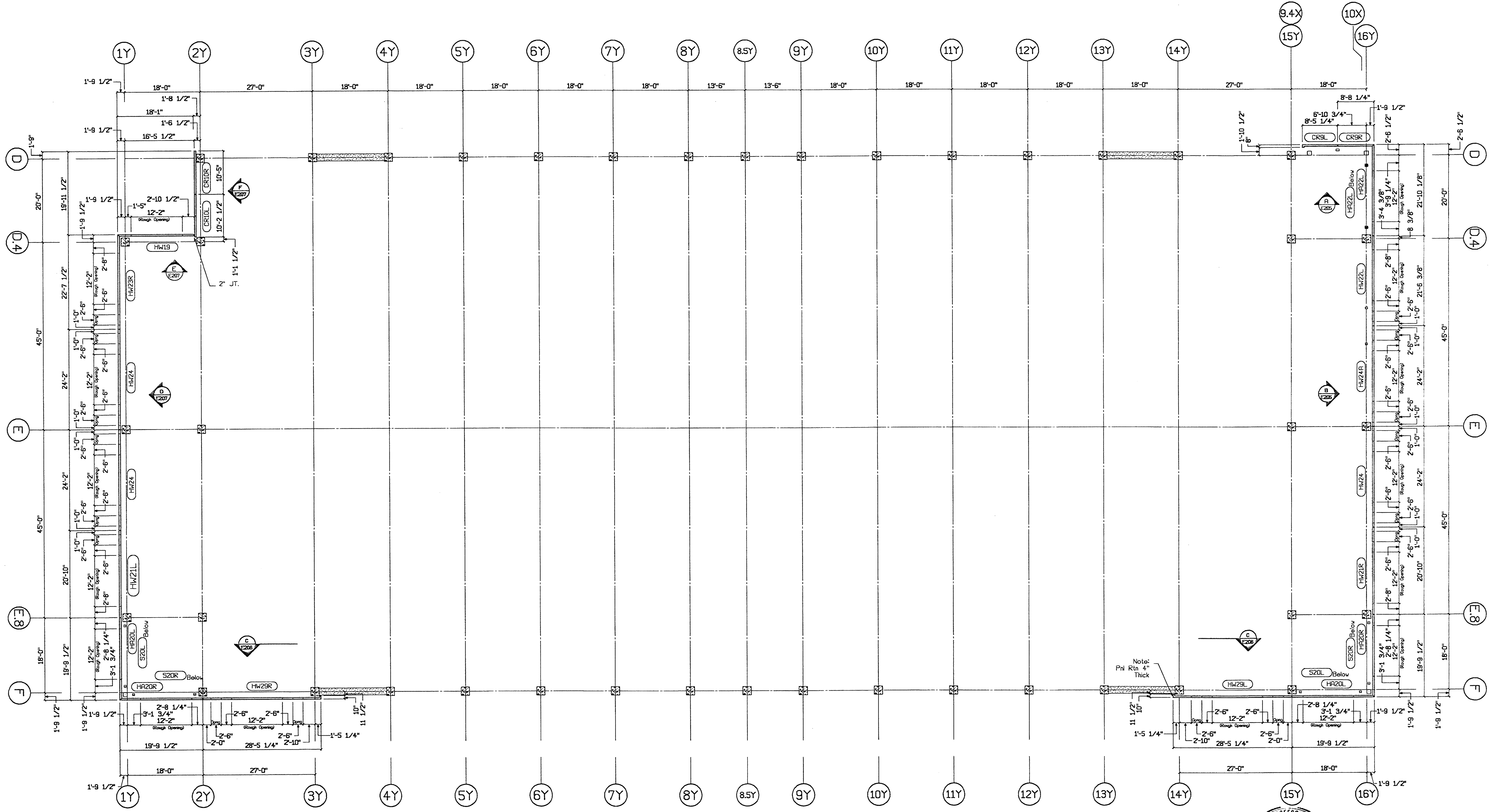
© CLARK PACIFIC 1999  
ALL RIGHTS RESERVED

ALL DRAWINGS AND WRITTEN MATERIAL APPEARING HEREIN CONSTITUTE THE ORIGINAL, UNPUBLISHED WORK OF CLARK PACIFIC. PROTECTED BY COPYRIGHT, AND THE SAME MAY NOT BE DUPLICATED, USED, OR DISCLOSED WITHOUT THE WRITTEN CONSENT OF CLARK PACIFIC.

APPROVED					
SUBMITTED	JM	3/17/00			
ITEM	BY	DATE	REV.	DESCRIPTION	DATE BY CHK.
REVISIONS					

CLARK PACIFIC  
 1800 South River Road  
 West Sacramento CA 95691  
 TEL: (916) 371-0305  
 FAX: (916) 372-0323


SCALE: As Noted  
 DATE: 9/24/99  
 PROJECT: Stockton CA, Parking Garage  
 GENERAL CONTRACTOR: Turner Const.  
 DRAWN BY: JM  
 CHECKED BY:  
 JOB NO. 1282  
 DRAWING NUMBER E113



1 Parking Struct. - 7th Flr.  
E114 3/32'-1'-0"

B.H. 3/28/00

TURNER CONSTRUCTION  
SUBMITTAL # 03452.06



SUBMITTED  
MAR 17 2000  
CLARK PACIFIC

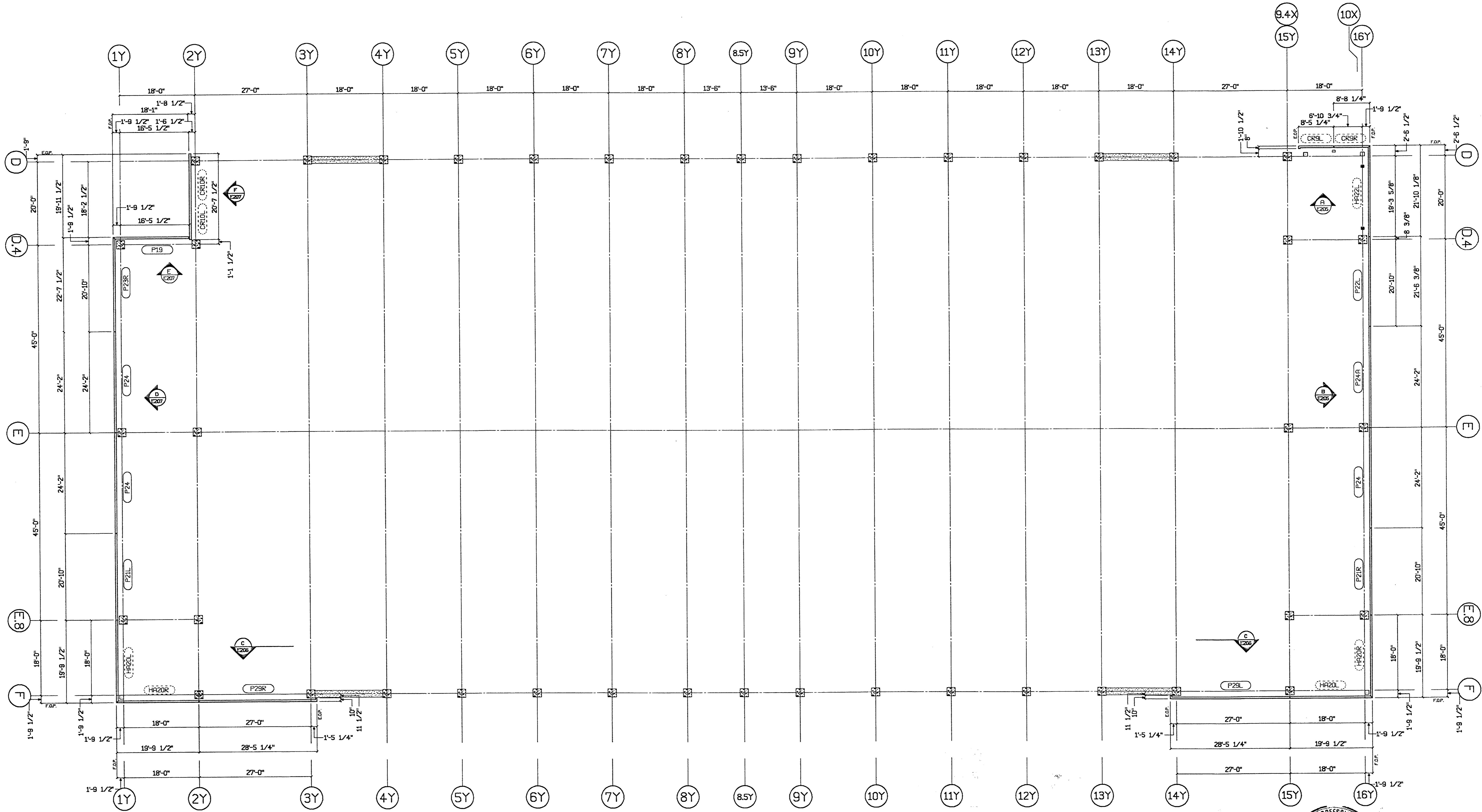
© CLARK PACIFIC 1999  
ALL RIGHTS RESERVED

ALL DRAWINGS AND WRITTEN MATERIAL APPEARING HEREIN CONSTITUTE THE ORIGINAL, UNPUBLISHED WORK OF CLARK PACIFIC, PROTECTED BY COPYRIGHT, AND THE SAME MAY NOT BE DUPLICATED, USED, OR DISCLOSED WITHOUT THE WRITTEN CONSENT OF CLARK PACIFIC.

ISSUED FOR CONSTRUCTION	APPROVED	DATE	BY					
		3-22-00	WDB					
SUBMITTED	JM	3/17/00						
REVISIONS	ITEM	BY	DATE	REV.	DESCRIPTION	DATE	BY	CHK.

**CLARK PACIFIC**  
1980 South River Road  
West Sacramento, CA 95691  
TEL: (916) 371-0305  
FAX: (916) 372-0329


SCALE: As Noted  
DATE: 3/24/99  
PROJECT: Stockton CA, Parking Garage  
GENERAL CONTRACTOR: Turner Constr.  
DRAWN BY: JM  
CHECKED BY:  
JOB NO. 1282  
DRAWING NUMBER E114



1 Parking Struc. - 8th Flr.  
E115 3/32"=1'-0"

8.H 3/28/00

TURNER CONSTRUCTION  
JOB 44682d  
SUBMITTAL # 02450.05  
DATE 3-22-00 TRK



SUBMITTED  
MAR 17 2000  
CLARK PACIFIC

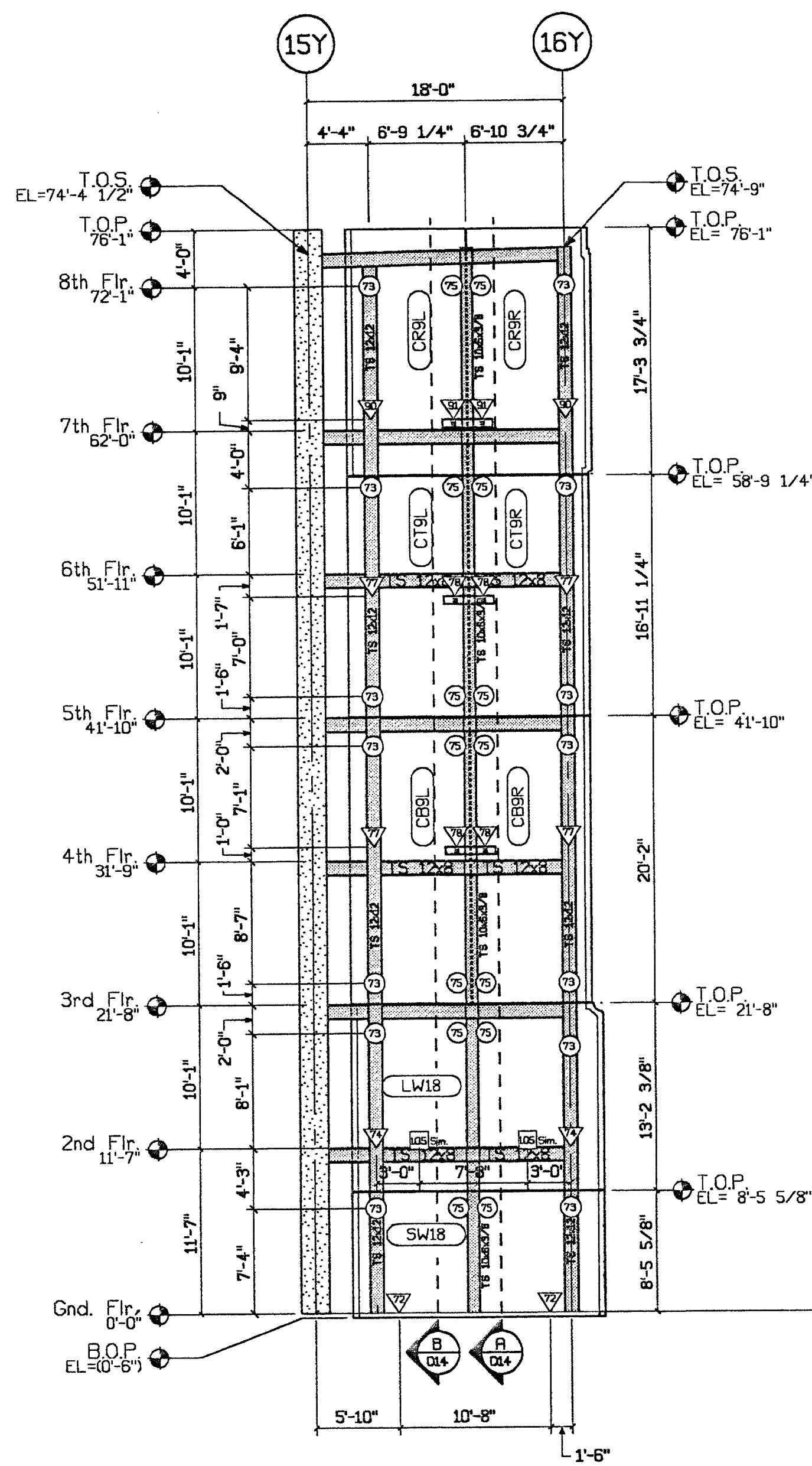
© CLARK PACIFIC 1999  
ALL RIGHTS RESERVED

ALL DRAWINGS AND WRITTEN MATERIAL APPEARING HEREIN CONSTITUTE THE ORIGINAL UNPUBLISHED WORK OF CLARK PACIFIC. PROTECTED BY COPYRIGHT, AND THE SAME MAY NOT BE DUPLICATED, USED, OR DISCLOSED WITHOUT THE WRITTEN CONSENT OF CLARK PACIFIC.

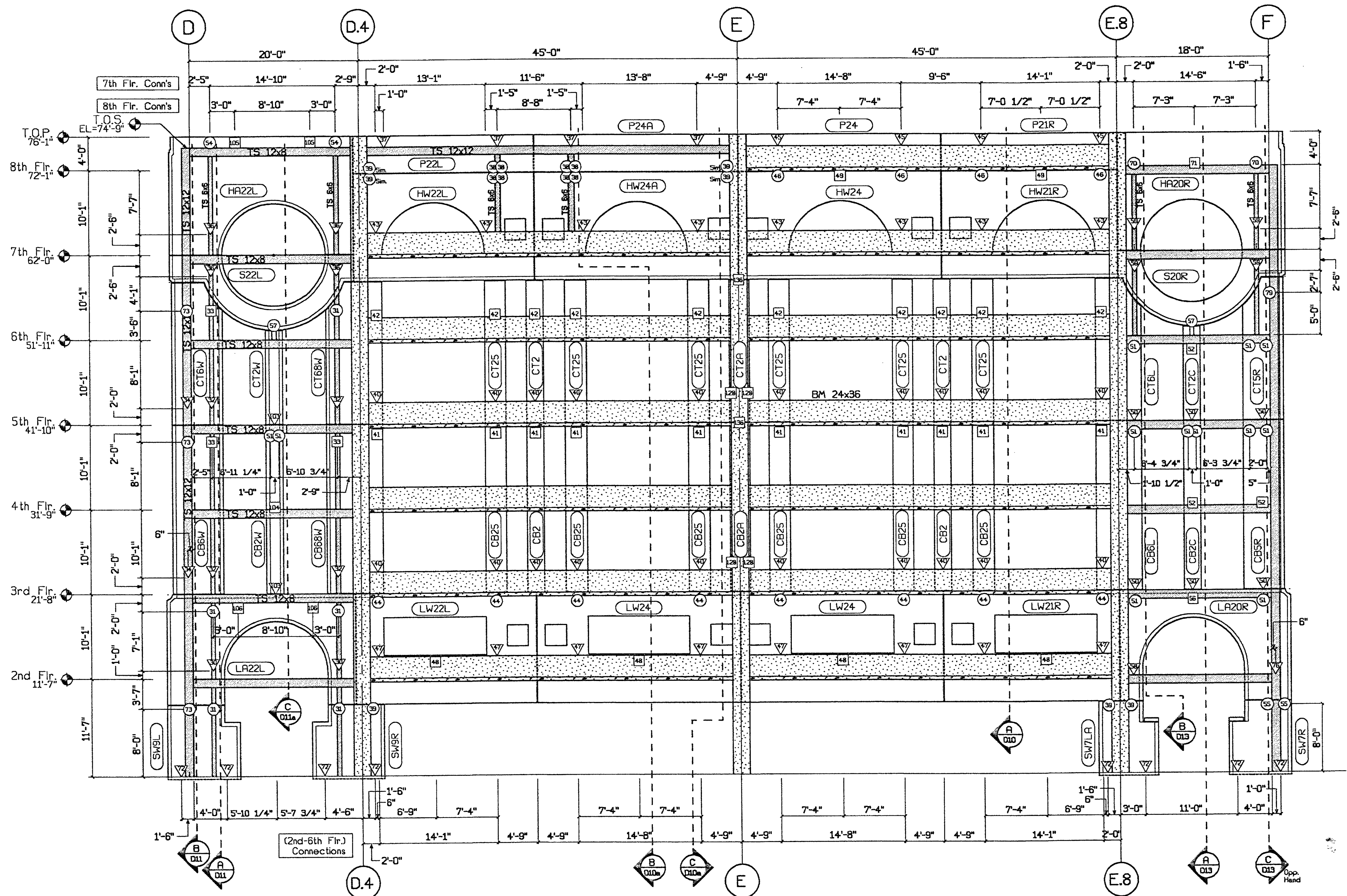
ISSUED FOR CONSTRUCTION		APPROVED	
DATE	BY	DATE	BY
3/17/00	JM		
REVISIONS			
ITEM	BY	DATE	DESCRIPTION

**CLARK PACIFIC**  
1980 South River Road  
West Sacramento CA 95691  
TEL: (916) 371-0305  
FAX: (916) 372-0323

SCALE: As Noted  
DATE: 3/24/99  
PROJECT: Stockton CA, Parking Garage  
GENERAL CONTRACTOR: Turner Constr.  
DRAWN BY: JM  
CHECKED BY:  
JOB NO. 1282  
DRAWING NUMBER E115



**A** Parking Struct. - NE Int. Elev.  
E205 1/8"=1'-0"



**B** Parking Structure - East Int. Elevation  
E205 1/8"=1'-0"

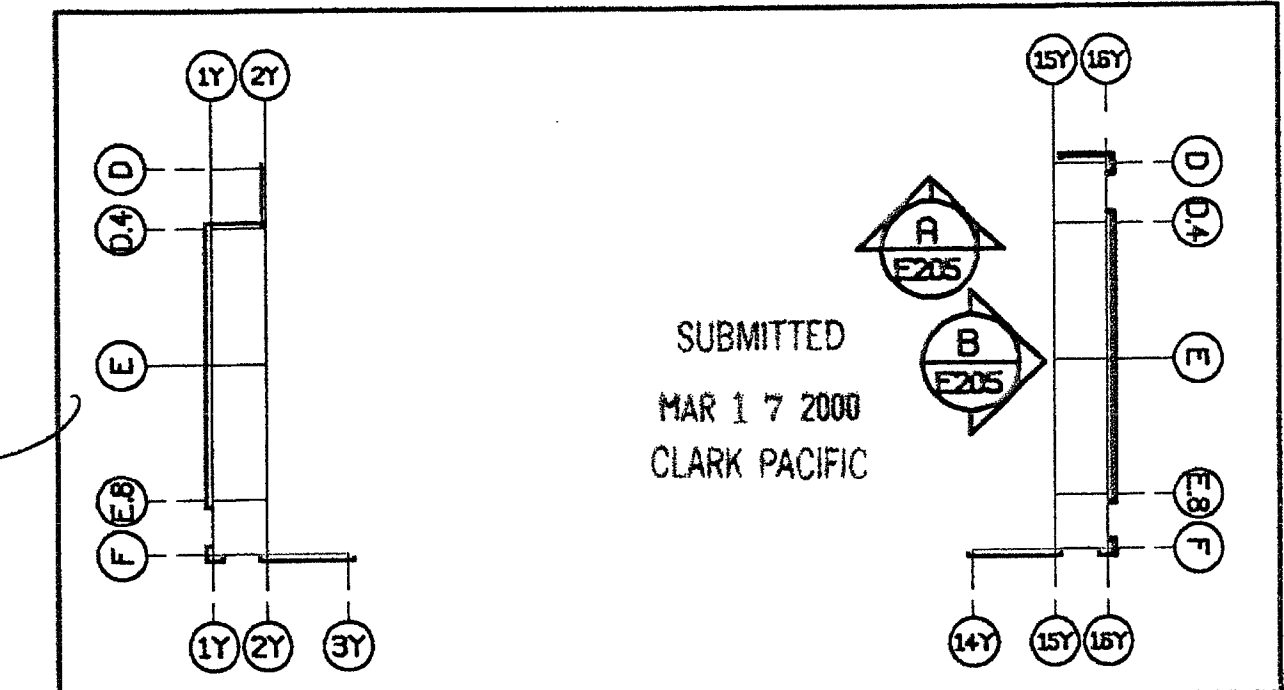
SHOW LOCATIONS OF ALL FERRULE LOOP INSERTS, FOR ARCHITECTURAL METAL, TYP.

✓  
B.H. 3/28/00

TURNER CONSTRUCTION  
6682d  
SUBMITTAL # 03452.06  
DATE 3/22/00 BY RXX

RECEIVED  
MAR 16 2000  
TURNER CONSTRUCTION

REGISTERED PROFESSIONAL ENGINEER  
WILLIAM D. BEVIER  
No. 2271  
E-6 3/31/01  
STRUCTURAL  
STATE OF CALIFORNIA



Connection Legend	
▽	Indicates Eng. Connection Not Defined
⊕	Indicates P/P Connection Not Defined
⊖	Indicates Lateral Connection Not Defined

1/D11	2/D10	3/D10	4/D10	5/D10	6/D10	7/D10	8/D10	9/D10	10/D10	11/D10	12/D10	13/D10	14/D10	15/D10	16/D10	17/D10	18/D10	19/D10	20/D10	21/D10	22/D10	23/D10	24/D10	25/D10	26/D10	27/D10	28/D10	29/D10	30/D10	31/D10	32/D10	33/D10	34/D10	35/D10	36/D10	37/D10	38/D10	39/D10	40/D10	41/D10	42/D10	43/D10	44/D10	45/D10	46/D10	47/D10	48/D10	49/D10	50/D10	51/D10	52/D10	53/D10	54/D10	55/D10	56/D10	57/D10	58/D10	59/D10	60/D10	61/D10	62/D10	63/D10	64/D10	65/D10	66/D10	67/D10	68/D10	69/D10	70/D10	71/D10	72/D10	73/D10	74/D10	75/D10	76/D10	77/D10	78/D10	79/D10	80/D10	81/D10	82/D10	83/D10	84/D10	85/D10	86/D10	87/D10	88/D10	89/D10	90/D10	91/D10	92/D10	93/D10	94/D10	95/D10	96/D10	97/D10	98/D10	99/D10	100/D10	101/D10	102/D10	103/D10	104/D10	105/D10	106/D10	107/D10	108/D10	109/D10	110/D10	111/D10	112/D10	113/D10	114/D10	115/D10	116/D10	117/D10	118/D10	119/D10	120/D10	121/D10	122/D10	123/D10	124/D10	125/D10	126/D10	127/D10	128/D10	129/D10	130/D10	131/D10	132/D10	133/D10	134/D10	135/D10	136/D10	137/D10	138/D10	139/D10	140/D10	141/D10	142/D10	143/D10	144/D10	145/D10	146/D10	147/D10	148/D10	149/D10	150/D10	151/D10	152/D10	153/D10	154/D10	155/D10	156/D10	157/D10	158/D10	159/D10	160/D10	161/D10	162/D10	163/D10	164/D10	165/D10	166/D10	167/D10	168/D10	169/D10	170/D10	171/D10	172/D10	173/D10	174/D10	175/D10	176/D10	177/D10	178/D10	179/D10	180/D10	181/D10	182/D10	183/D10	184/D10	185/D10	186/D10	187/D10	188/D10	189/D10	190/D10	191/D10	192/D10	193/D10	194/D10	195/D10	196/D10	197/D10	198/D10	199/D10	200/D10
-------	-------	-------	-------	-------	-------	-------	-------	-------	--------	--------	--------	--------	--------	--------	--------	--------	--------	--------	--------	--------	--------	--------	--------	--------	--------	--------	--------	--------	--------	--------	--------	--------	--------	--------	--------	--------	--------	--------	--------	--------	--------	--------	--------	--------	--------	--------	--------	--------	--------	--------	--------	--------	--------	--------	--------	--------	--------	--------	--------	--------	--------	--------	--------	--------	--------	--------	--------	--------	--------	--------	--------	--------	--------	--------	--------	--------	--------	--------	--------	--------	--------	--------	--------	--------	--------	--------	--------	--------	--------	--------	--------	--------	--------	--------	--------	--------	--------	--------	---------	---------	---------	---------	---------	---------	---------	---------	---------	---------	---------	---------	---------	---------	---------	---------	---------	---------	---------	---------	---------	---------	---------	---------	---------	---------	---------	---------	---------	---------	---------	---------	---------	---------	---------	---------	---------	---------	---------	---------	---------	---------	---------	---------	---------	---------	---------	---------	---------	---------	---------	---------	---------	---------	---------	---------	---------	---------	---------	---------	---------	---------	---------	---------	---------	---------	---------	---------	---------	---------	---------	---------	---------	---------	---------	---------	---------	---------	---------	---------	---------	---------	---------	---------	---------	---------	---------	---------	---------	---------	---------	---------	---------	---------	---------	---------	---------	---------	---------	---------	---------

© CLARK PACIFIC 1999  
ALL RIGHTS RESERVED

ALL DRAWINGS AND WRITTEN MATERIAL APPEARING HEREIN CONSTITUTE THE ORIGINAL, UNPUBLISHED WORK OF CLARK PACIFIC, PROTECTED BY COPYRIGHT, AND THE SAME MAY NOT BE REPRODUCED, USED, OR DISCLOSED WITHOUT THE WRITTEN CONSENT OF CLARK PACIFIC.

ISSUED FOR CONSTRUCTION	APPROVED	DATE	BY	CHK.
SUBMITTED	JM	3/17/00		
ITEM	BY	DATE	REV.	DESCRIPTION
REVISIONS				

**CLARK PACIFIC**  
1980 South River Road  
West Sacramento CA 95691  
TEL: (916) 371-0305  
FAX: (916) 372-0323

SCALE: As Noted  
DATE: 9/3/99  
PROJECT: Stockton CA, Parking Garage

GENERAL CONTRACTOR  
Turner Constr.

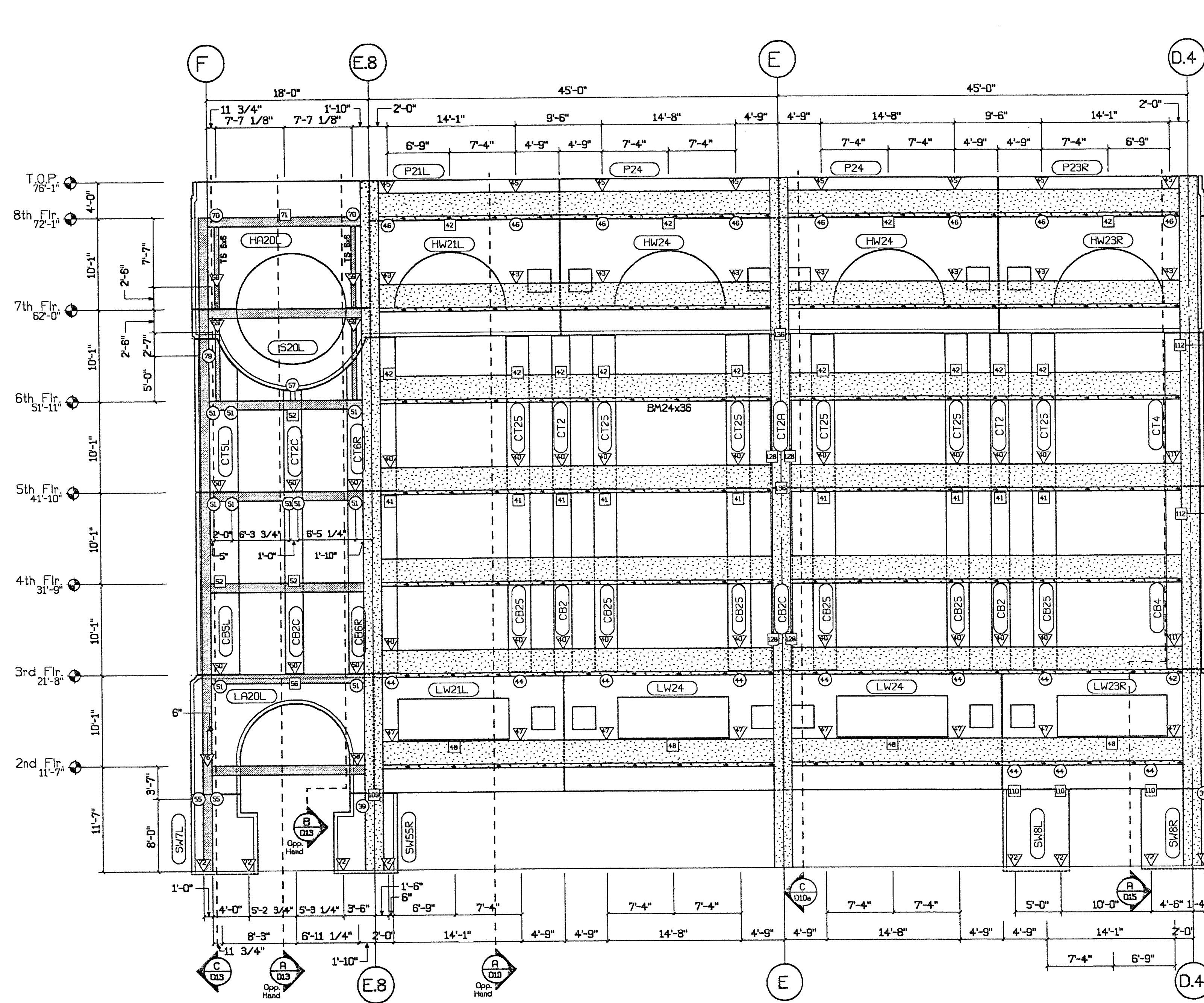
REGISTERED PROFESSIONAL ENGINEER  
WILLIAM D. BEVIER  
No. 2271  
E-6 3/31/01  
STRUCTURAL  
STATE OF CALIFORNIA

SUBMITTED  
MAR 17 2000  
CLARK PACIFIC

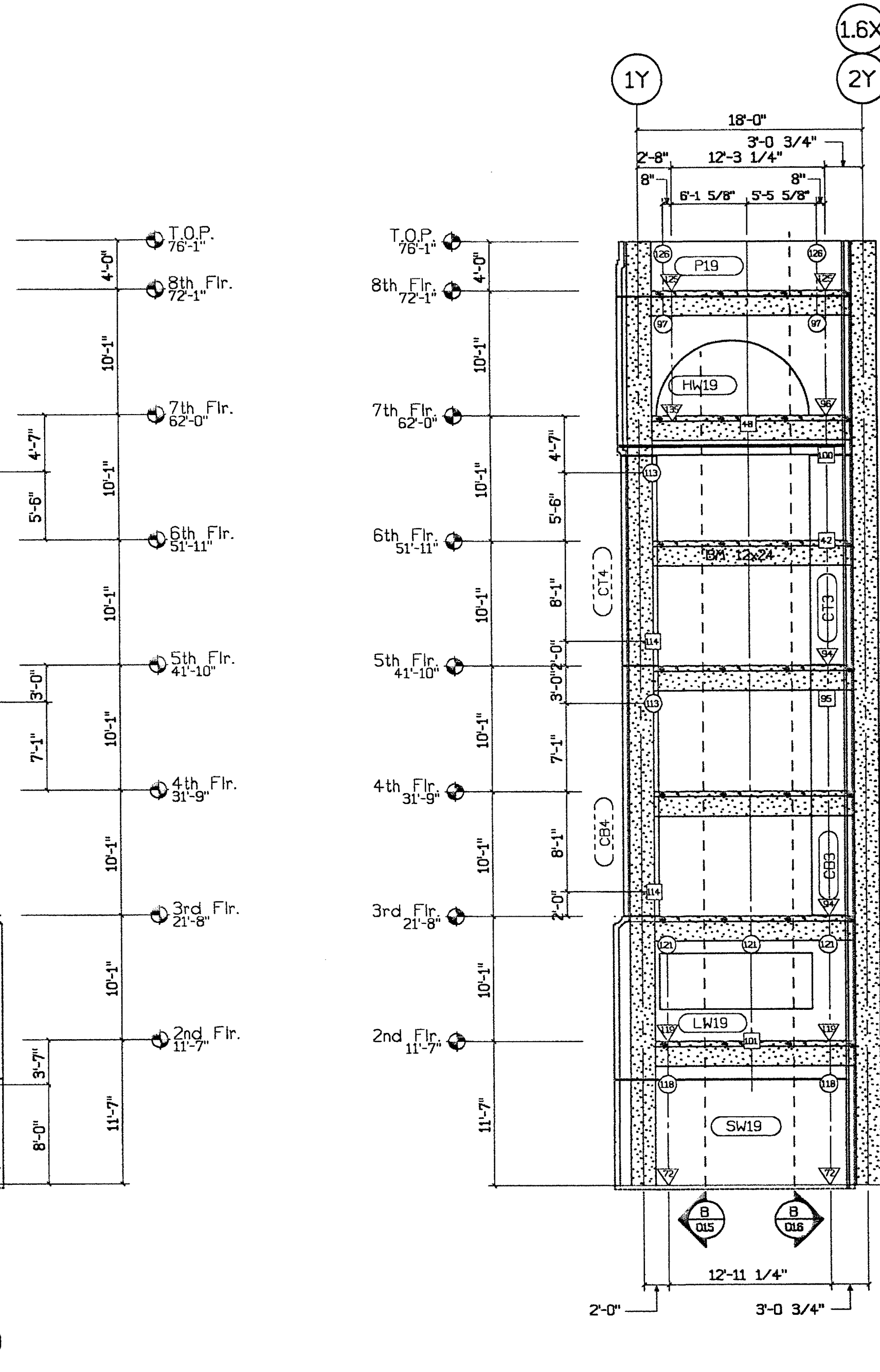
JOB NO. 1282  
DRAWN BY: JM  
CHECKED BY: [ ]  
DRAWING NUMBER E205



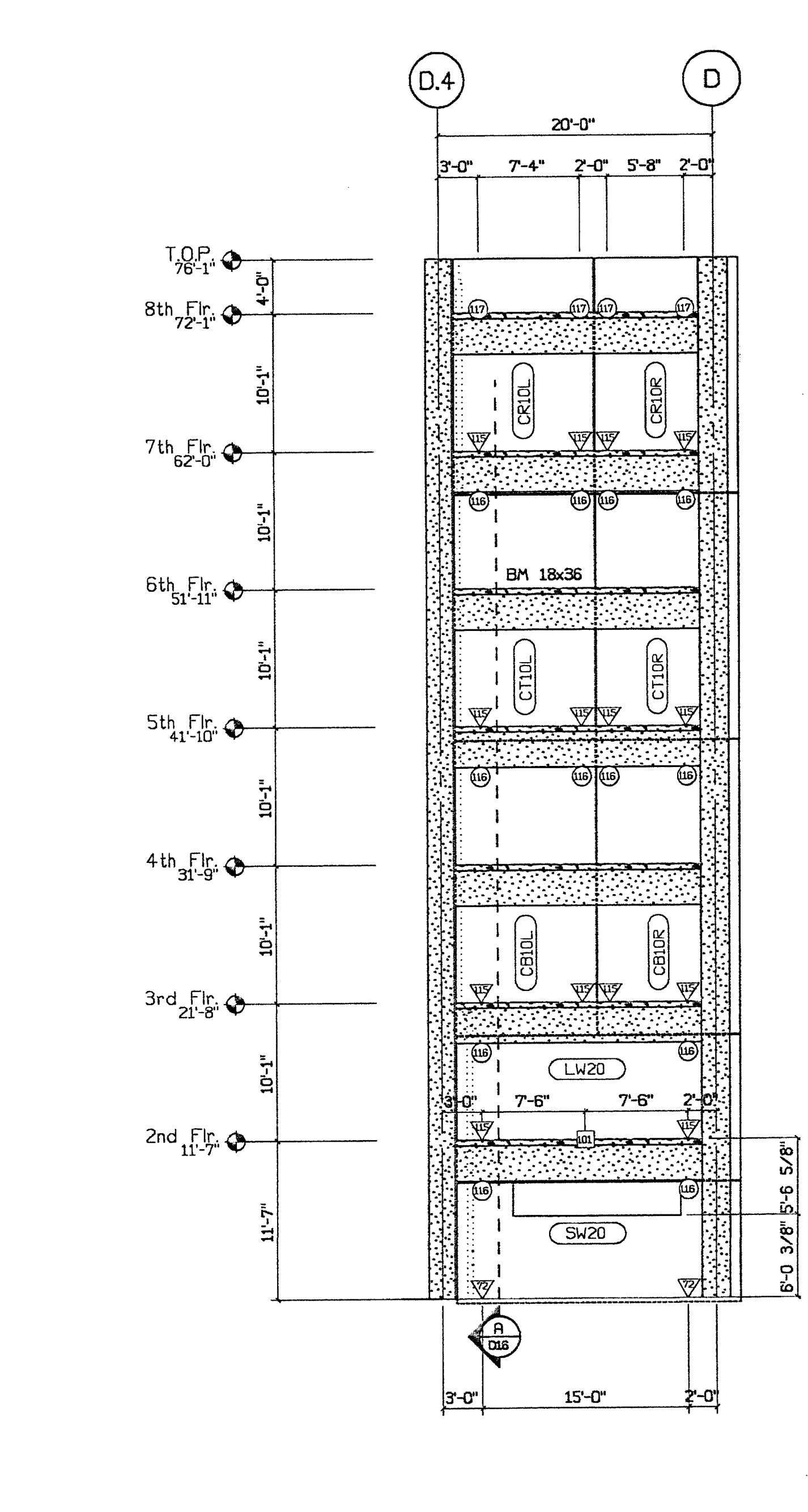




**D** Parking Structure - West Int. Elevation  
 E207 1/8"=1'-0"



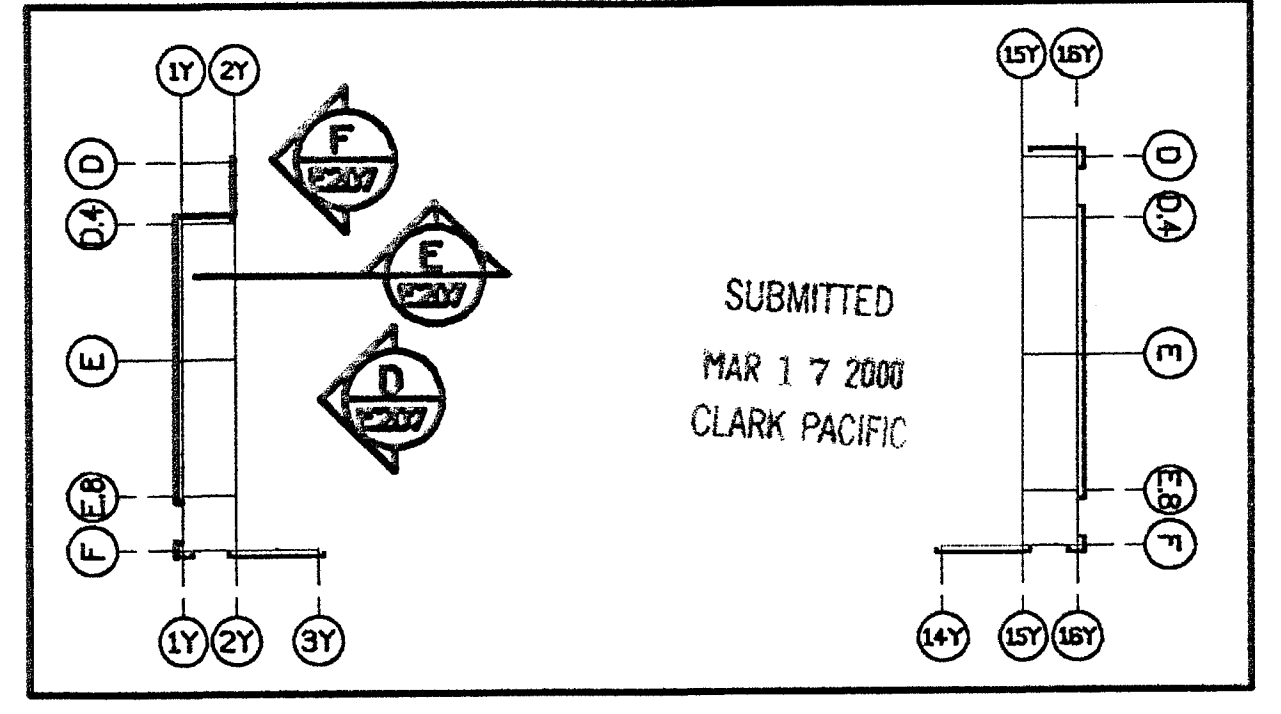
**E** Parking Struct. - NW Int. Elev.  
 E207 1/8"=1'-0"



**F** Parking Struct. - Int. Elev.  
 E207 1/8"=1'-0"

REVISIONS  
 1. 3/29/00

TURNER CONSTRUCTION  
 JOB # 6682d  
 SUBMITTAL # 0345006  
 DATE 3-22-00 RAK  
 RECEIVED  
 REGISTERED PROFESSIONAL ENGINEER  
 WILLIAM D. BEVIER  
 No. 2277  
 Exp. 12/31/01  
 STATE OF CALIFORNIA



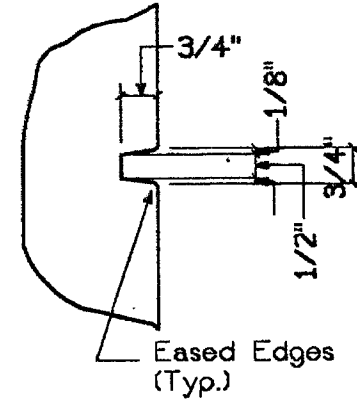
Connection Legend	
	Indicates Brg. Connection Not Defined
	Indicates P/P Connection Not Defined
	Indicates Lateral Connection Not Defined

© CLARK PACIFIC 1999  
 ALL RIGHTS RESERVED

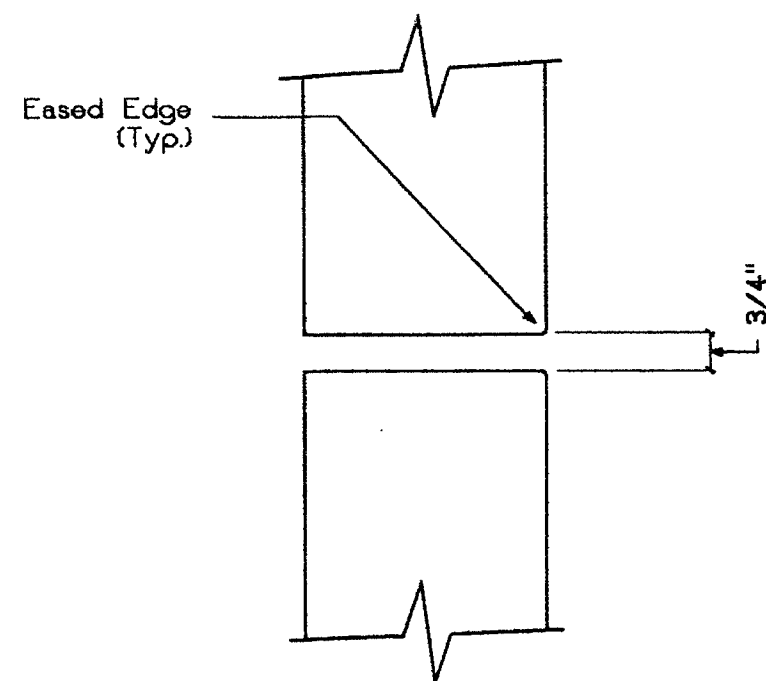
ALL DRAWINGS AND WRITTEN MATERIAL APPEARING HEREIN CONSTITUTE THE ORIGINAL UNPUBLISHED WORK OF CLARK PACIFIC. PROTECTED BY COPYRIGHT, AND THE SAME MAY NOT BE DUPLICATED, USED, OR DISCLOSED WITHOUT THE WRITTEN CONSENT OF CLARK PACIFIC.

ISSUED FOR CONSTRUCTION	
APPROVED	DATE

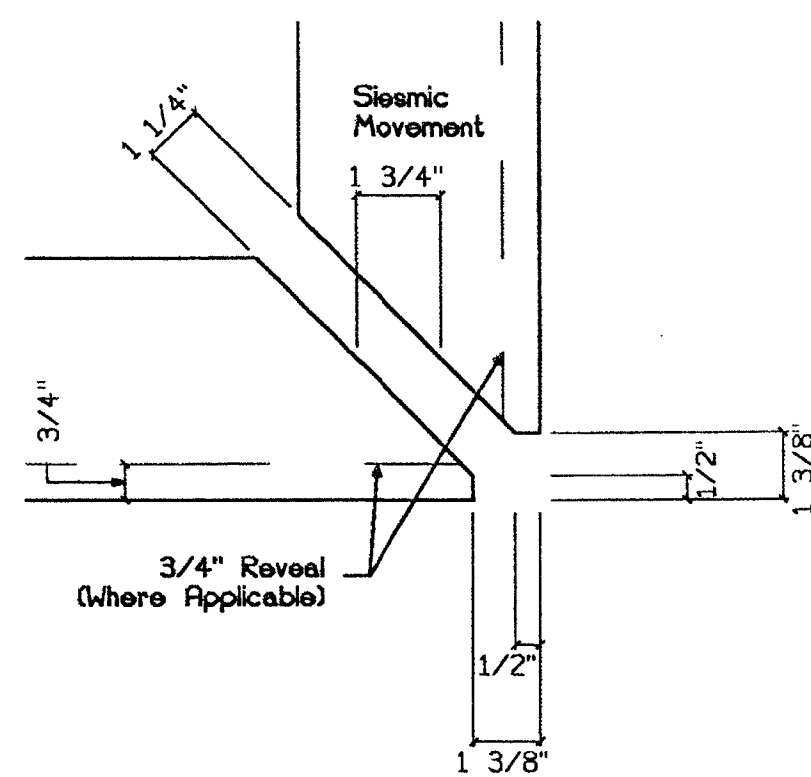
CLARK PACIFIC	
1980 South River Road West Sacramento CA 95691	TEL: (916) 371-0305 FAX: (916) 372-0323
SCALE: As Noted	DATE: 9/28/99
PROJECT: Stockton CR. Parking Garage	JOB NO. 1282
GENERAL CONTRACTOR: Turner Constr.	DRAWN BY: JM
	CHECKED BY:
Interior Elevations	DRAWING NUMBER E207



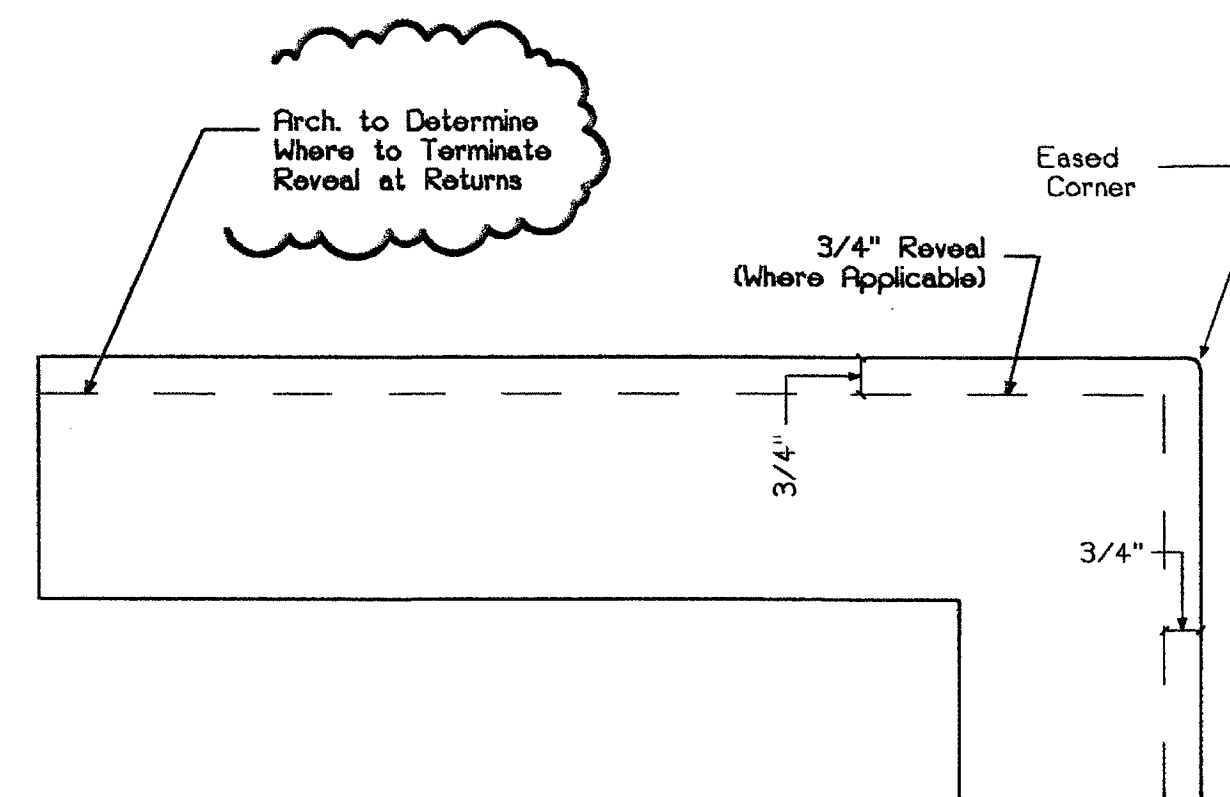
5 Typ. 3/4" Reveal  
AD-5 3'-1'-0"



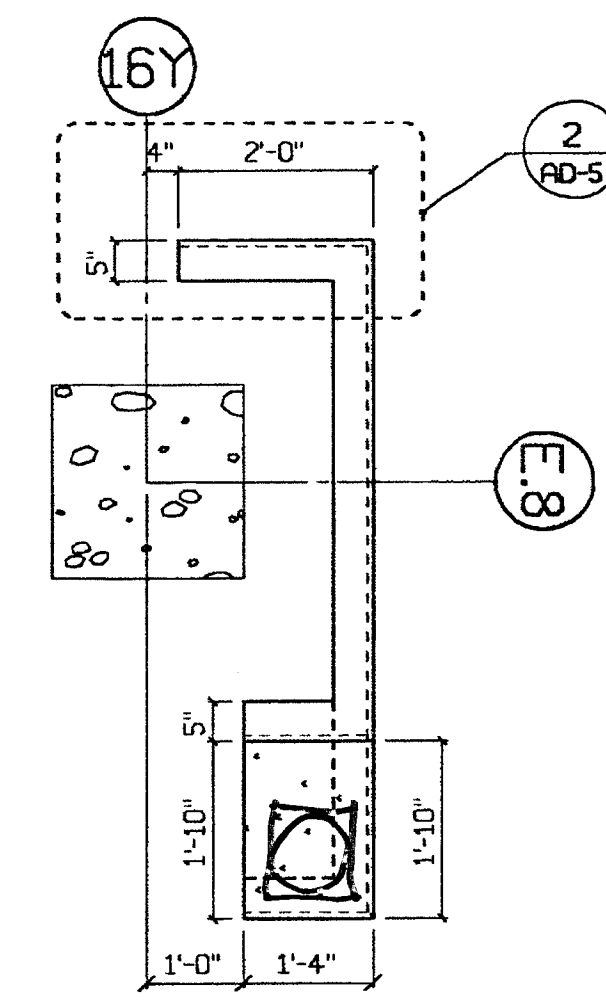
4 Typ. Panel Jt.  
AD-5 3'-1'-0"



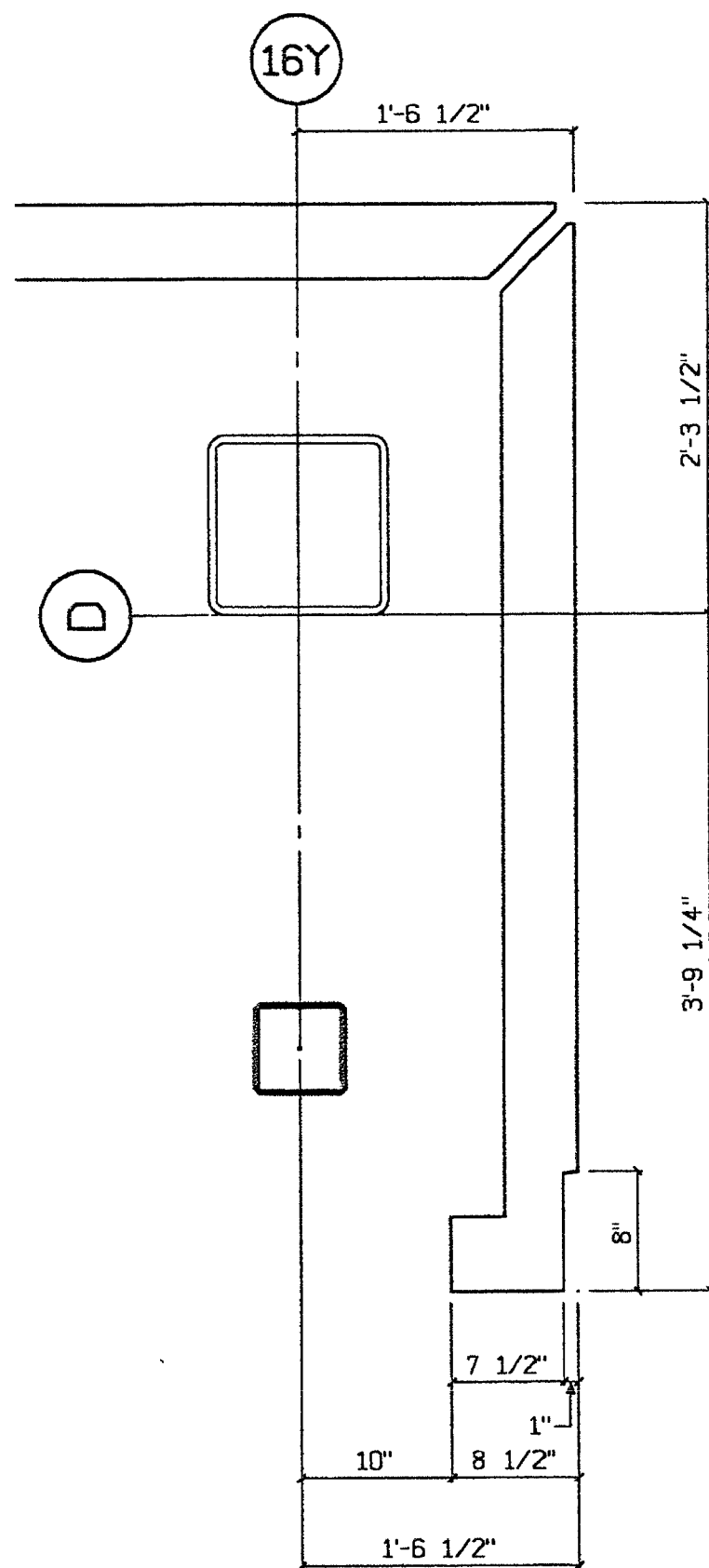
3 Quirk Corner Jt.  
AD-5 3'-1'-0"



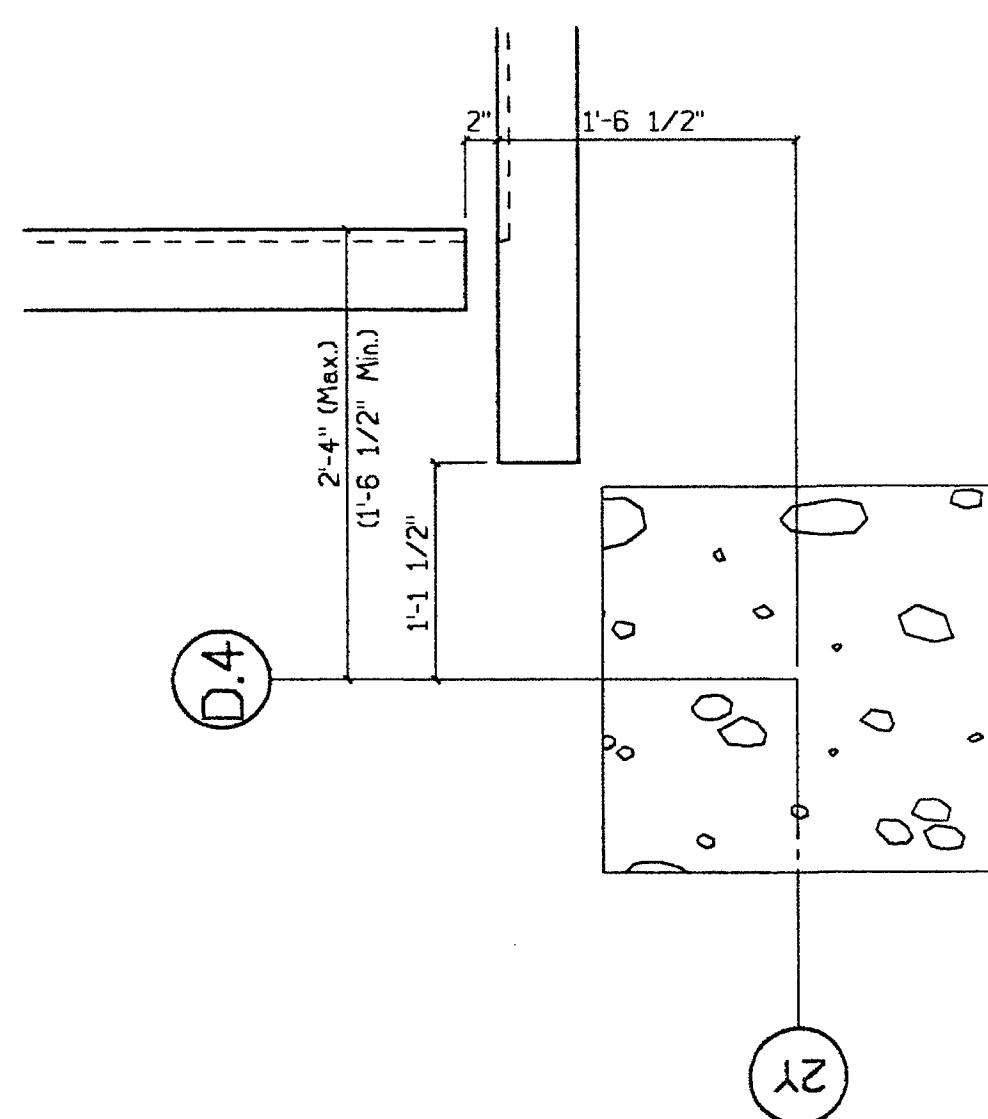
2 Typ. Corner Return  
AD-5 3'-1'-0"



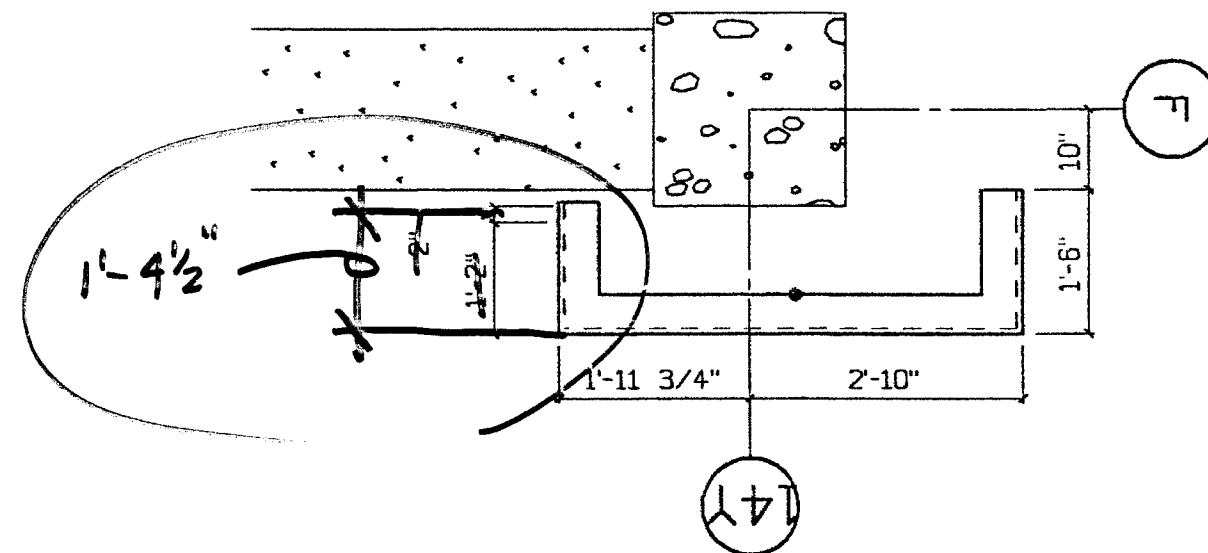
1 Enlarged Plan View  
AD-5 1/2"=1'-0"



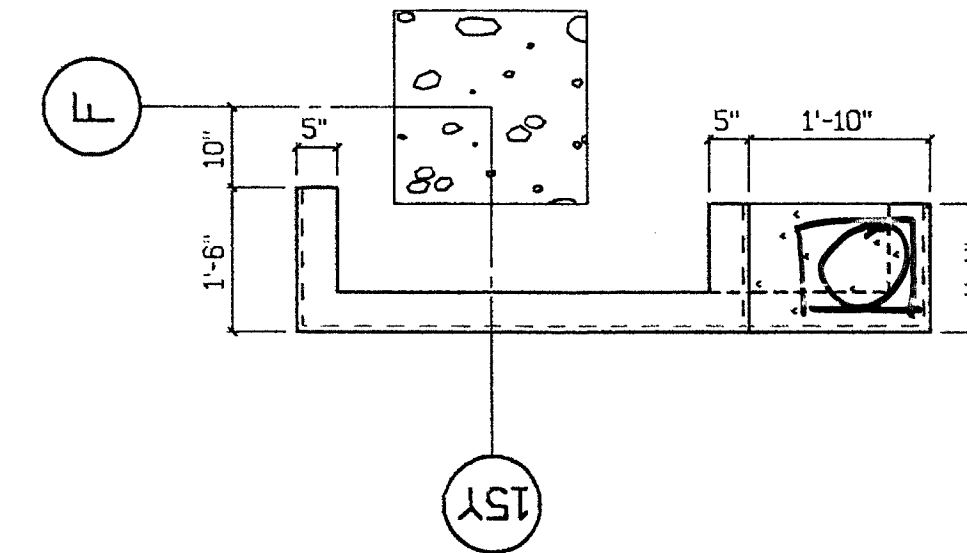
10 Enlarged Plan (3rd-6th Flrs.)  
AD-5 1"=1'-0"



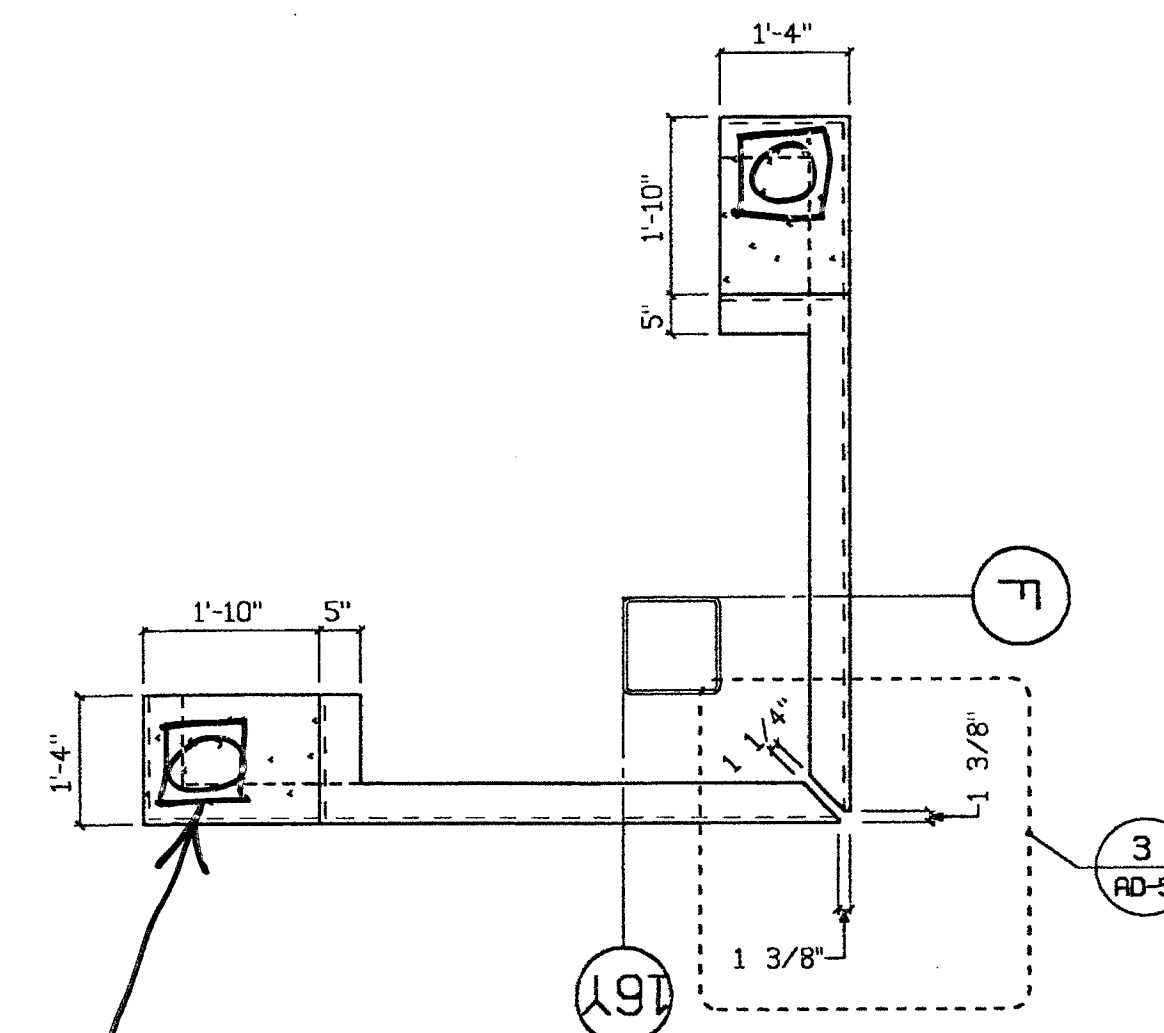
9 2" Seismic Jt.  
AD-5 1"=1'-0"



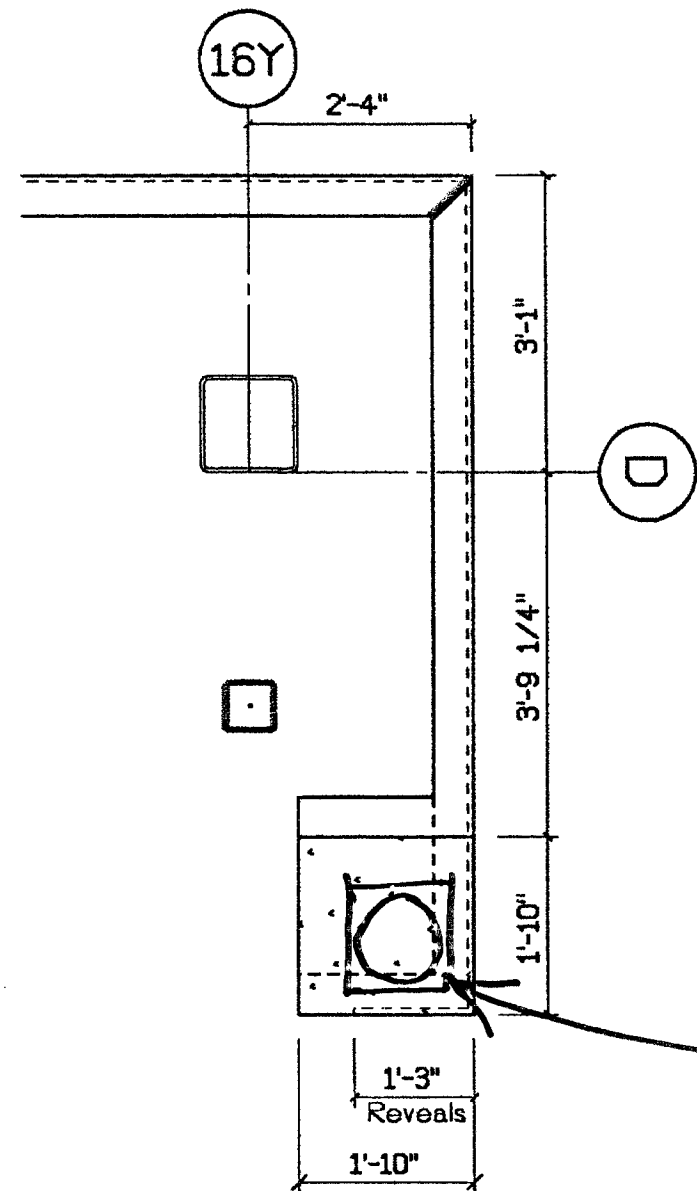
8 Enlarged Plan View  
AD-5 1/2"=1'-0"



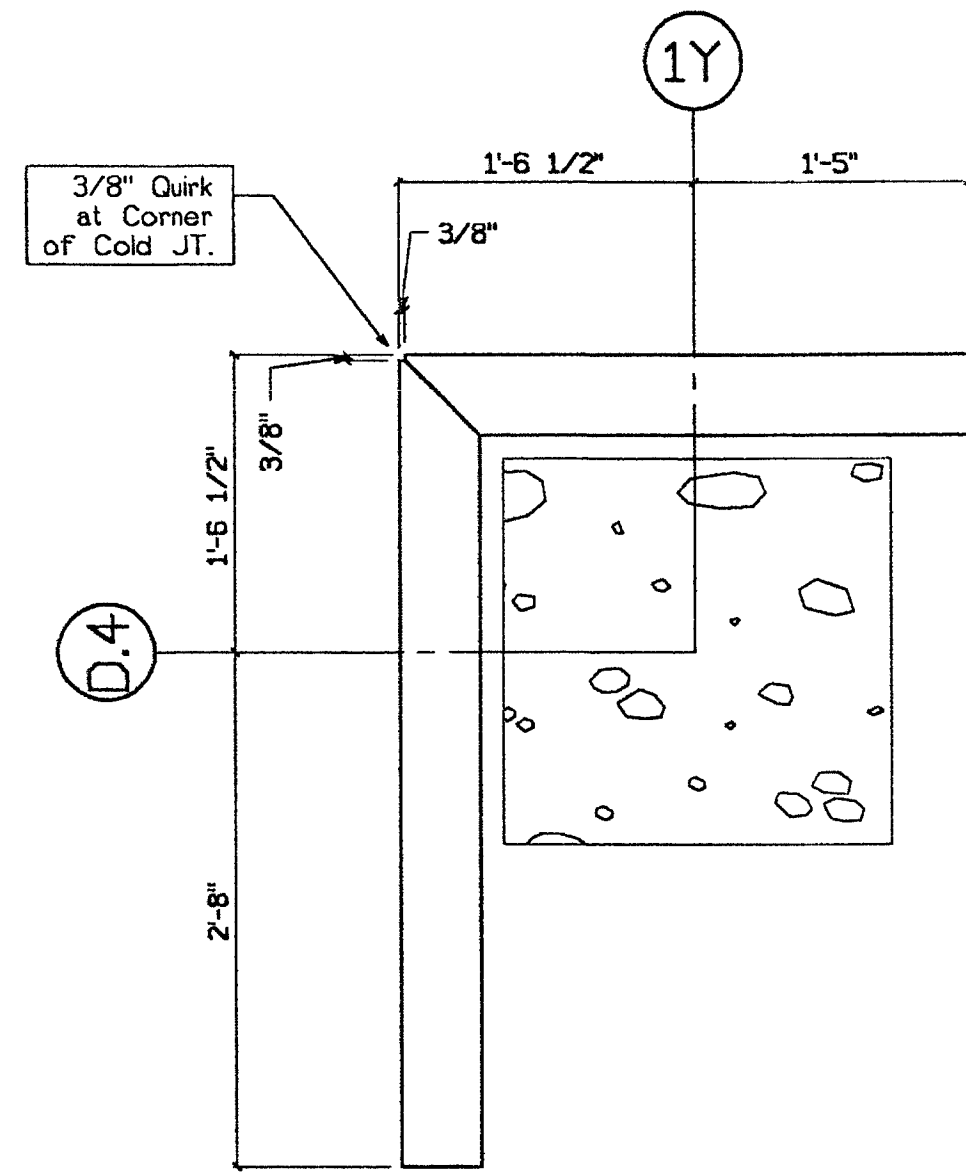
7 Enlarged Plan View  
AD-5 1/2"=1'-0"



6 Enlarged Plan View  
AD-5 1/2"=1'-0"



12 Enlarged Plan, Elevator  
AD-5 1/2"=1'-0"



13 Enlarged Plan, Corner Panel  
AD-5 1"=1'-0"

PROVIDE ENGINEERED DETAILS FOR SPHERES & PLINTHS, TYPICAL

English Hammer Beta  
BH Date 3/28/00

TURNER CONSTRUCTION  
JOB 12422d  
SUBMITTAL # 0245D-05  
DATE 3-22-00 BY RAT

APPROVED  
3/16/00  
TURNER CONSTRUCTION  
CLARK PACIFIC

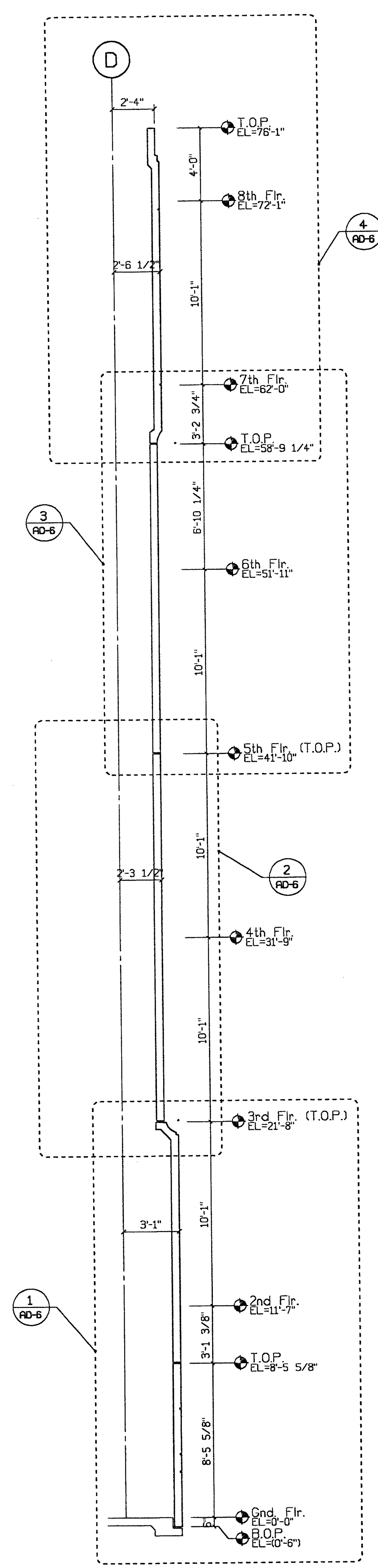
REGISTERED PROFESSIONAL ENGINEER  
WILLIAM D. BEVIER  
No. 2277  
Exp. 3/31/01  
STRUCTURAL  
STATE OF CALIFORNIA

SUBMITTED  
MAR 17 2000  
CLARK PACIFIC

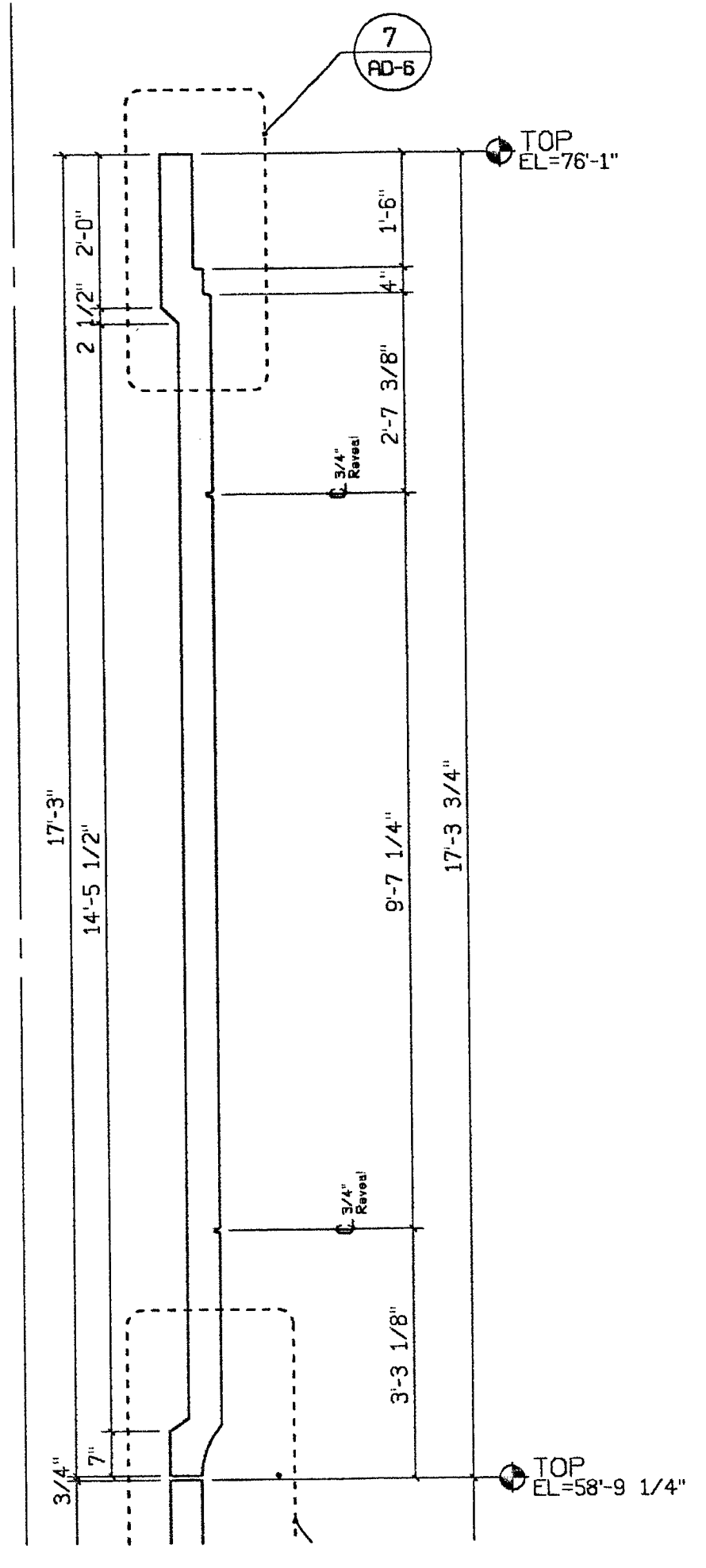
© CLARK PACIFIC 1999 ALL RIGHTS RESERVED ALL DRAWINGS AND WRITTEN MATERIAL APPEARING HEREIN CONSTITUTE THE ORIGINAL, UNPUBLISHED WORK OF CLARK PACIFIC. PROTECTED BY COPYRIGHT, AND THE SAME MAY NOT BE DUPLICATED, USED, OR DISCLOSED WITHOUT THE WRITTEN CONSENT OF CLARK PACIFIC.		ISSUED FOR CONSTRUCTION APPROVED	SUBMITTED JM 3/17/00	REV.	DESCRIPTION	DATE	BY	CHK.	PROJECT: Stockton CR, Parking Garage	JOB NO. 1262
REVISIONS										
ARCHITECTURAL DETAILS, PARKING										
DRAWING NUMBER AD-5										

CLARK PACIFIC  
1980 South River Road  
West Sacramento CA 95691  
TEL: (916) 371-0305  
FAX: (916) 372-0323

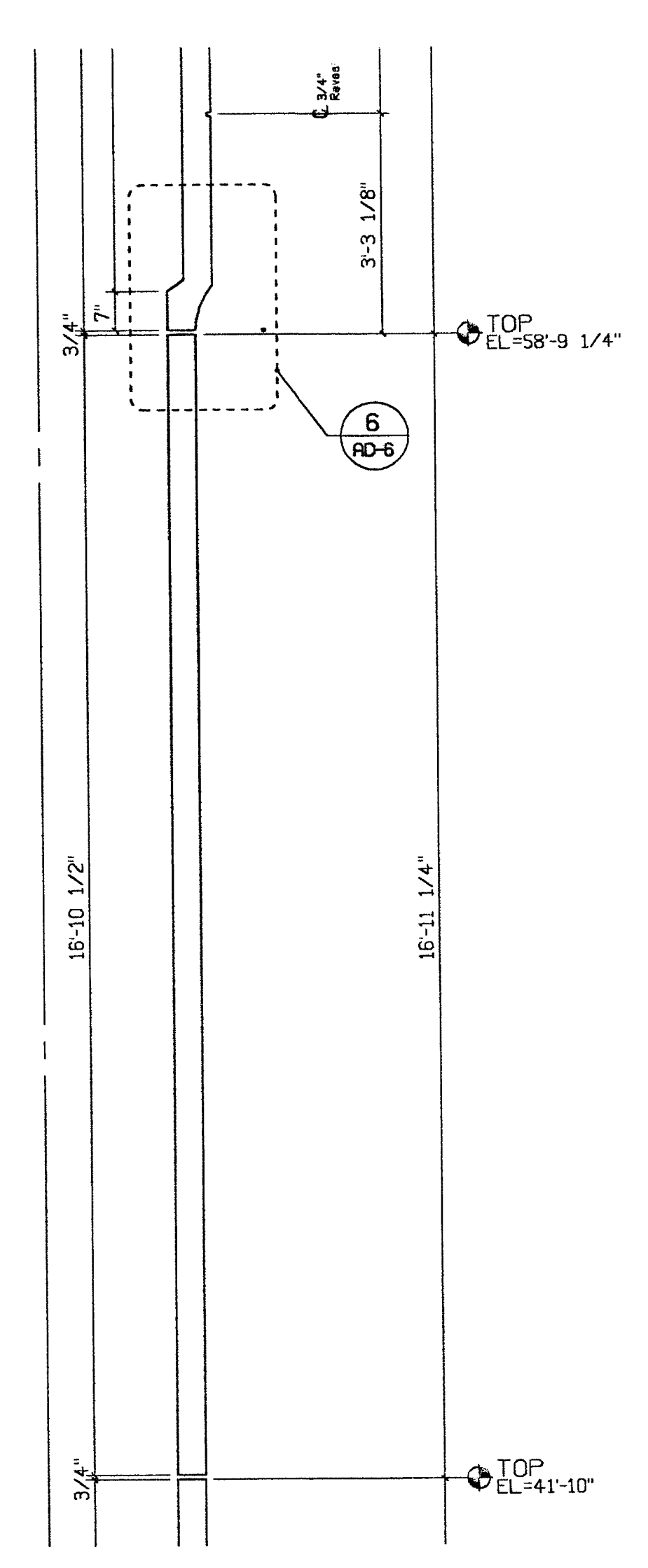
SCALE: As Noted  
DATE: 1/12/00  
GENERAL CONTRACTOR: Turner Construction  
DRAWN BY: JM  
CHECKED BY:



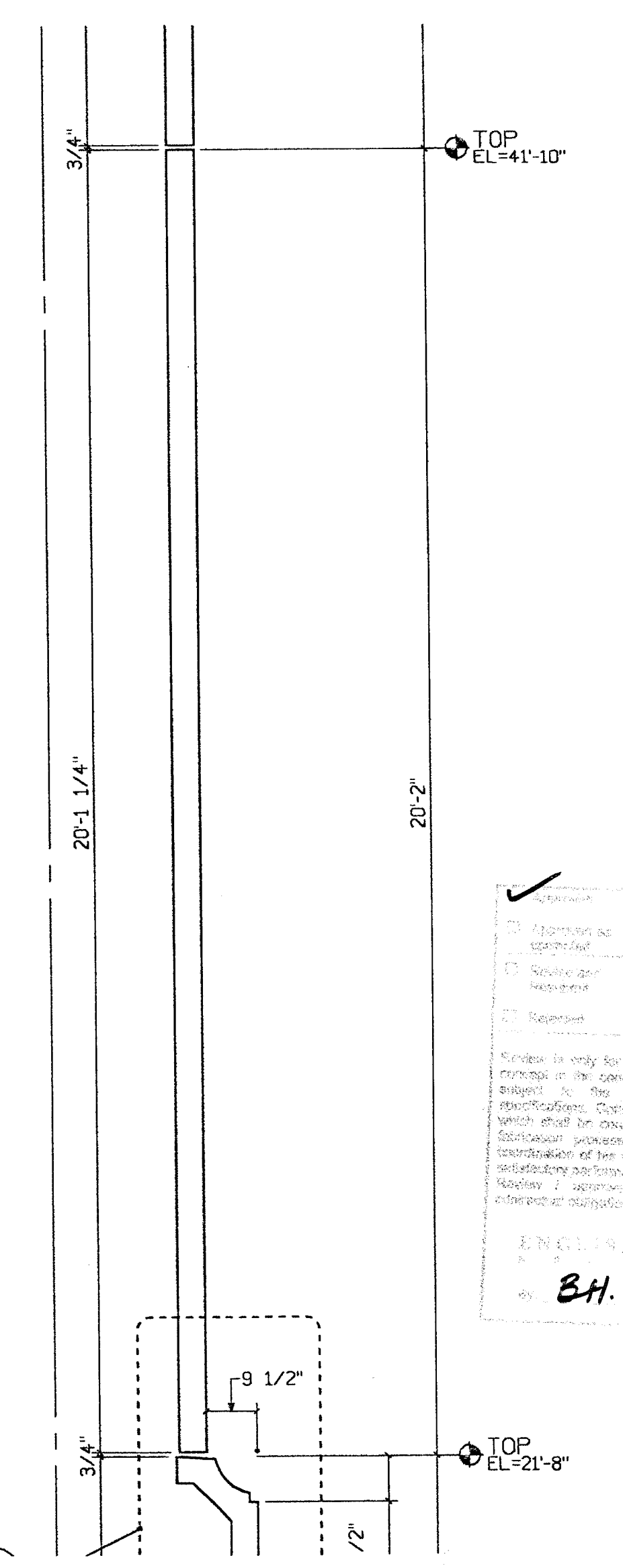
**1** Parking Struct. Section  
AD-6 1/4"=1'-0"



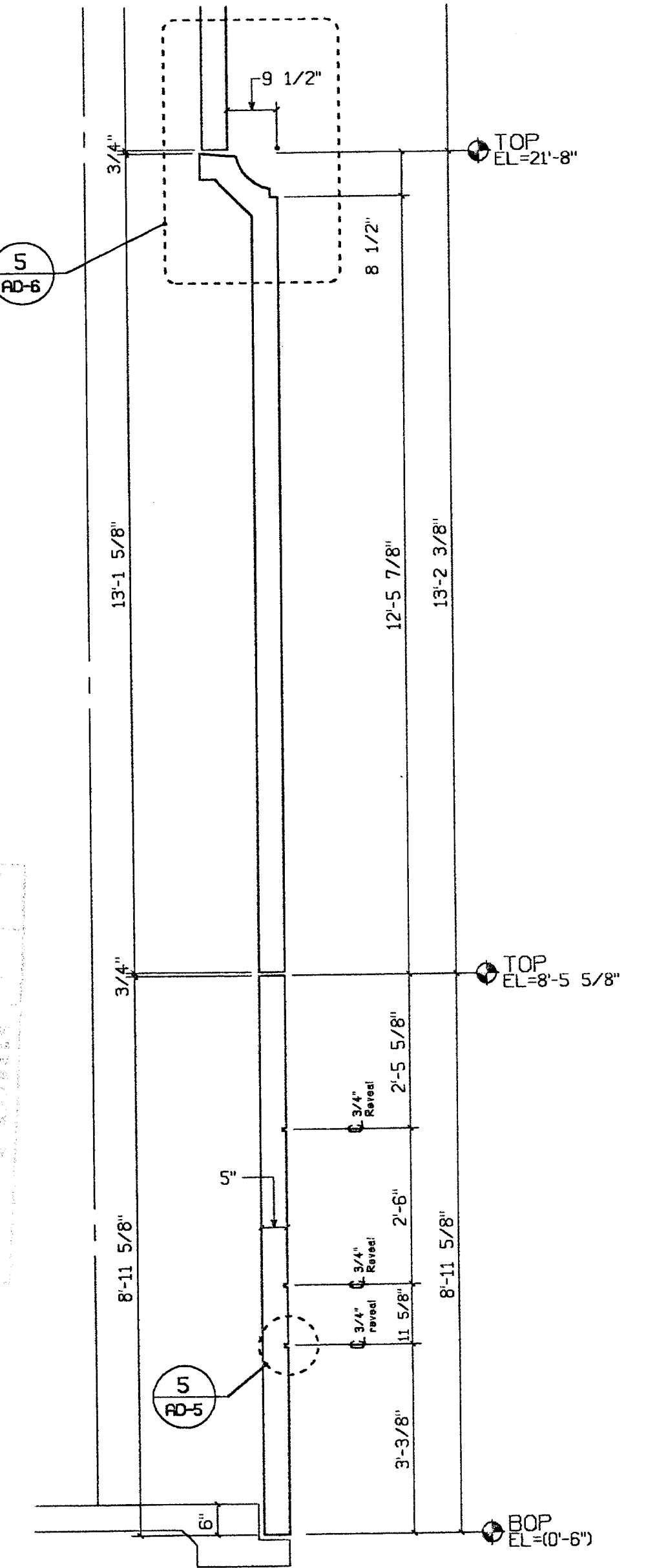
**4** Enlarged Section  
AD-6 1/2"=1'-0"



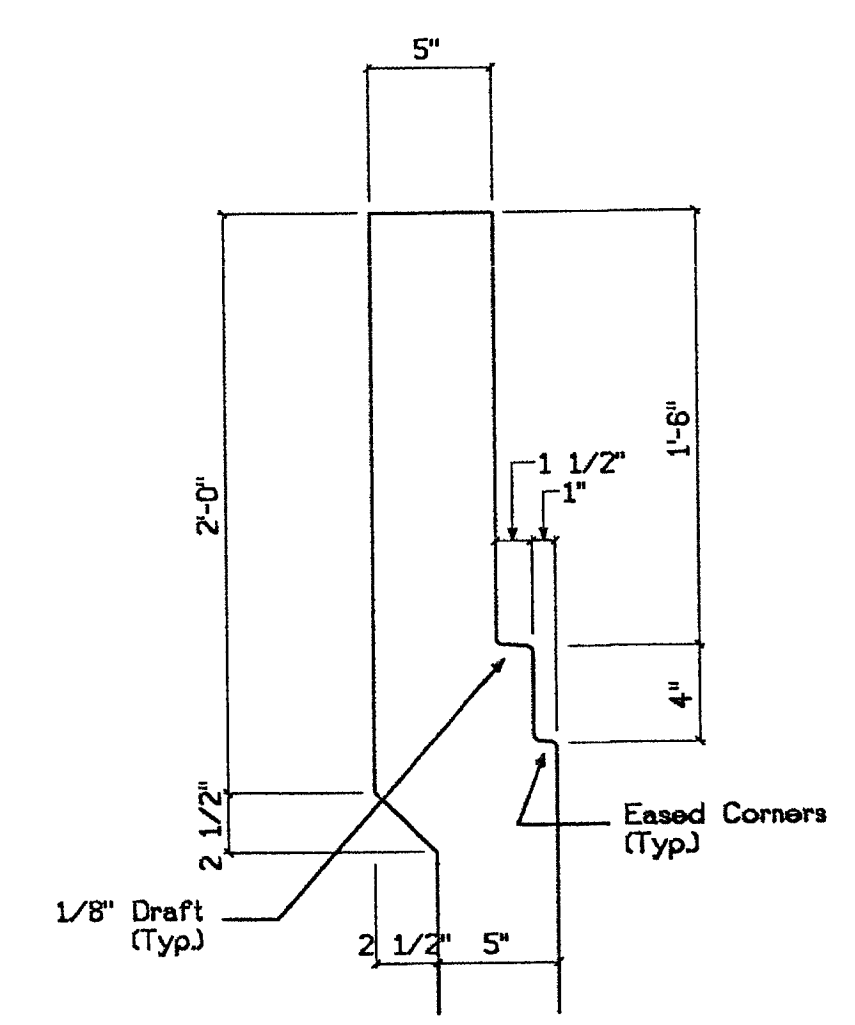
**3** Enlarged Section  
AD-6 1/2"=1'-0"



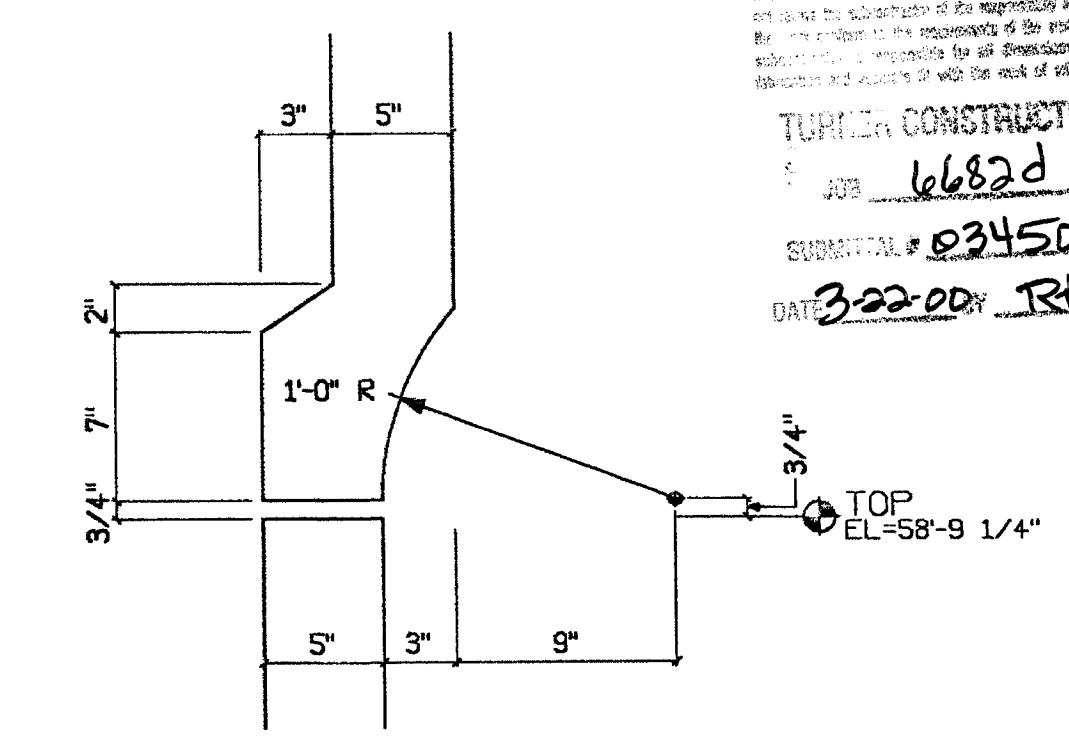
**2** Enlarged Section  
AD-6 1/2"=1'-0"



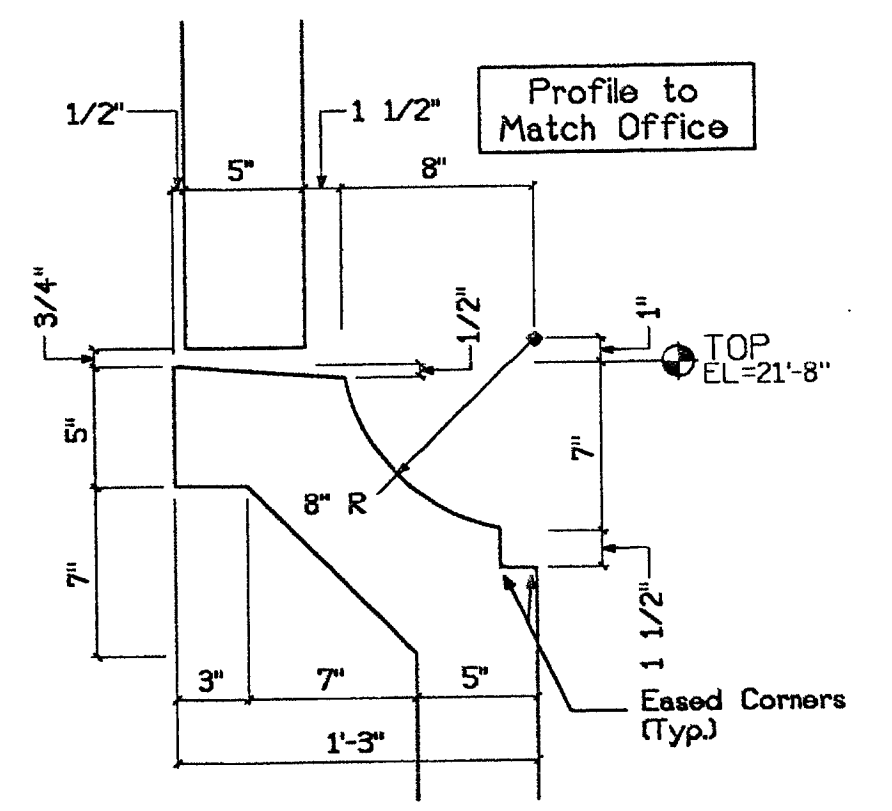
**1** Enlarged Section  
AD-6 1/2"=1'-0"



**7** Section Detail  
AD-6 1 1/2"=1'-0"



**6** Section Detail  
AD-6 1 1/2"=1'-0"



**5** Section Detail  
AD-6 1 1/2"=1'-0"

REVISIONS

1	Approved as submitted	3/28/00
2	Revised	

3/28/00

RECEIVED  
MAR 14 2000  
TURNER CONSTRUCTION CO.

TURNER CONSTRUCTION  
JOB 6682d  
SUBMITTAL # 03450-05  
DATE 3-22-00 RKS

REGISTERED PROFESSIONAL ENGINEER  
WILLIAM O. BEVIER  
No. 22771  
3/31/01  
STRUCTURAL  
STATE OF CALIFORNIA

SUBMITTED  
MAR 17 2000  
CLARK PACIFIC

© CLARK PACIFIC 1999  
ALL RIGHTS RESERVED

ALL DRAWINGS AND WRITTEN MATERIAL APPEARING HEREIN CONSTITUTE THE ORIGINAL, UNPUBLISHED WORK OF CLARK PACIFIC, PROTECTED BY COPYRIGHT, AND THE SAME MAY NOT BE REPRODUCED, USED, OR DISCLOSED WITHOUT THE WRITTEN CONSENT OF CLARK PACIFIC.

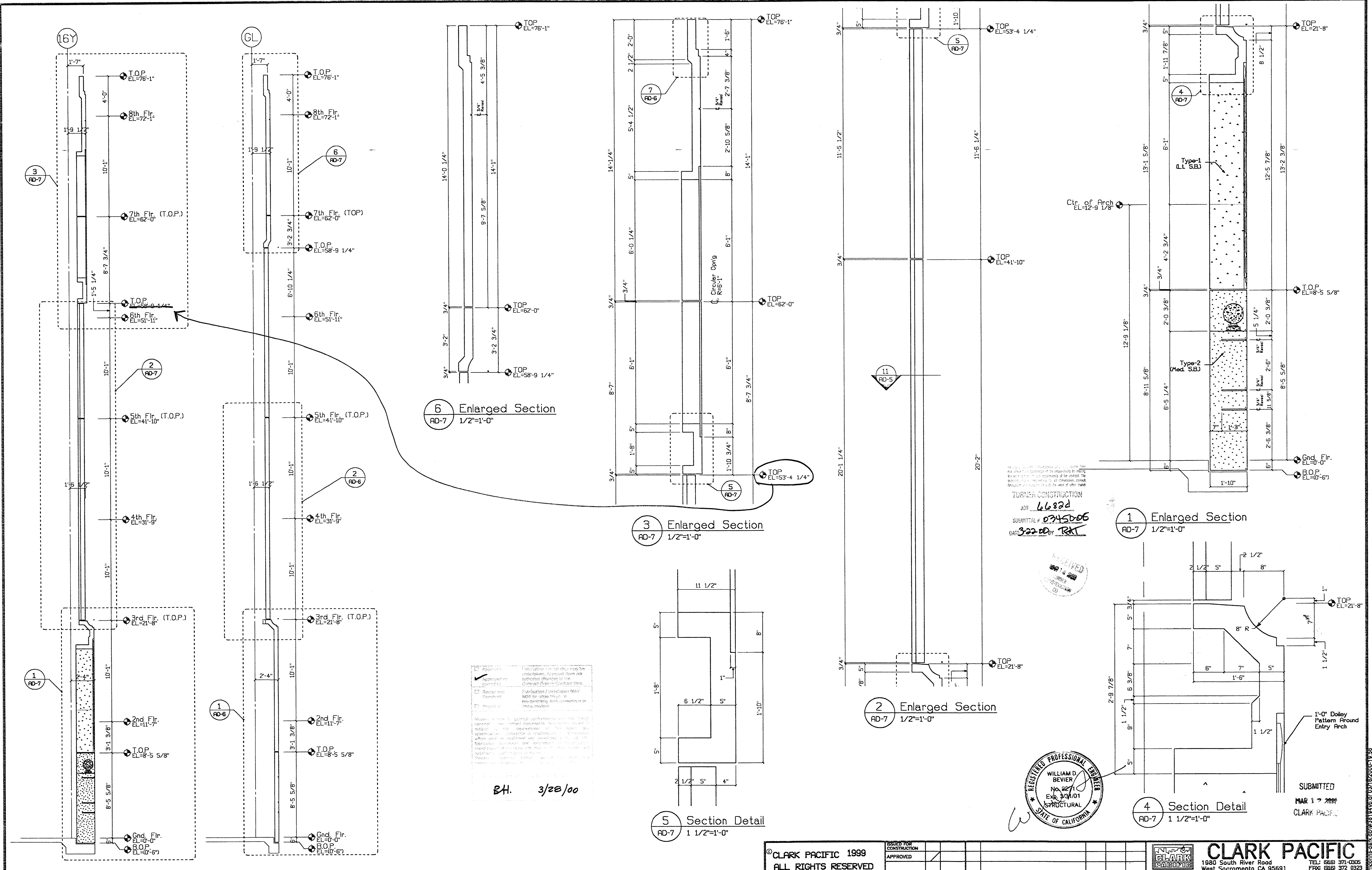
ISSUED FOR CONSTRUCTION	APPROVED								
SUBMITTED	JM	3/17/00							
ITEM	BY	DATE	REV.	DESCRIPTION	DATE	BY	CHK.	REVISIONS	

CLARK PACIFIC  
1980 South River Road  
West Sacramento CA 95691  
TEL: (916) 371-0305  
FAX: (916) 372-0323

SCALE: As-Noted  
DATE: 1/14/00  
GENERAL CONTRACTOR: Turner Constr.  
PROJECT: Stockton CA, Parking Garage  
JOB NO: 1282  
DRAWING NUMBER: AD-6

CLARK PACIFIC  
1980 South River Road  
West Sacramento CA 95691  
TEL: (916) 371-0305  
FAX: (916) 372-0323

GENERAL CONTRACTOR: Turner Constr.  
PROJECT: Stockton CA, Parking Garage  
JOB NO: 1282  
DRAWING NUMBER: AD-6



**A** Section at CL of Elevator  
AD-7 1/4"=1'-0"

**B** Section at Entries  
AD-7 1/4"=1'-0"

**6** Enlarged Section  
AD-7 1/2"=1'-0"

**3** Enlarged Section  
AD-7 1/2"=1'-0"

**5** Section Detail  
AD-7 1 1/2"=1'-0"

**2** Enlarged Section  
AD-7 1/2"=1'-0"

**1** Enlarged Section  
AD-7 1/2"=1'-0"


**4** Section Detail  
AD-7 1 1/2"=1'-0"

Approved  
 Approved for construction  
 Checked and Approved  
 Checked  
 Proposed

This section is for the use of the contractor and is not to be used for any other purpose. It is the responsibility of the contractor to verify the accuracy of the information provided and to ensure that all work is done in accordance with the approved plans and specifications.

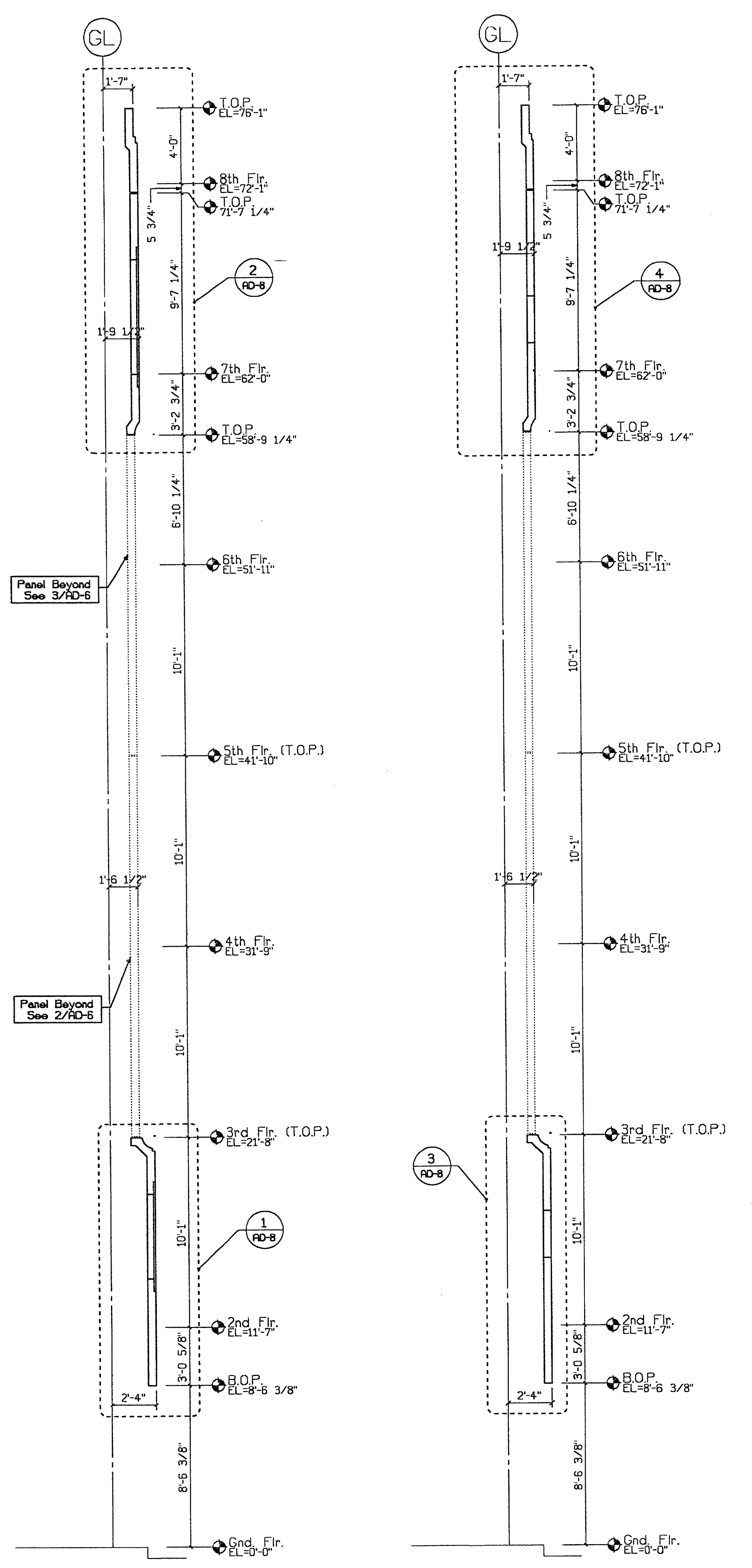
B.H. 3/28/00

TURNER CONSTRUCTION  
 JOB 6682d  
 SUBMITTAL # 0245006  
 DATE 3-22-00 BY TRK



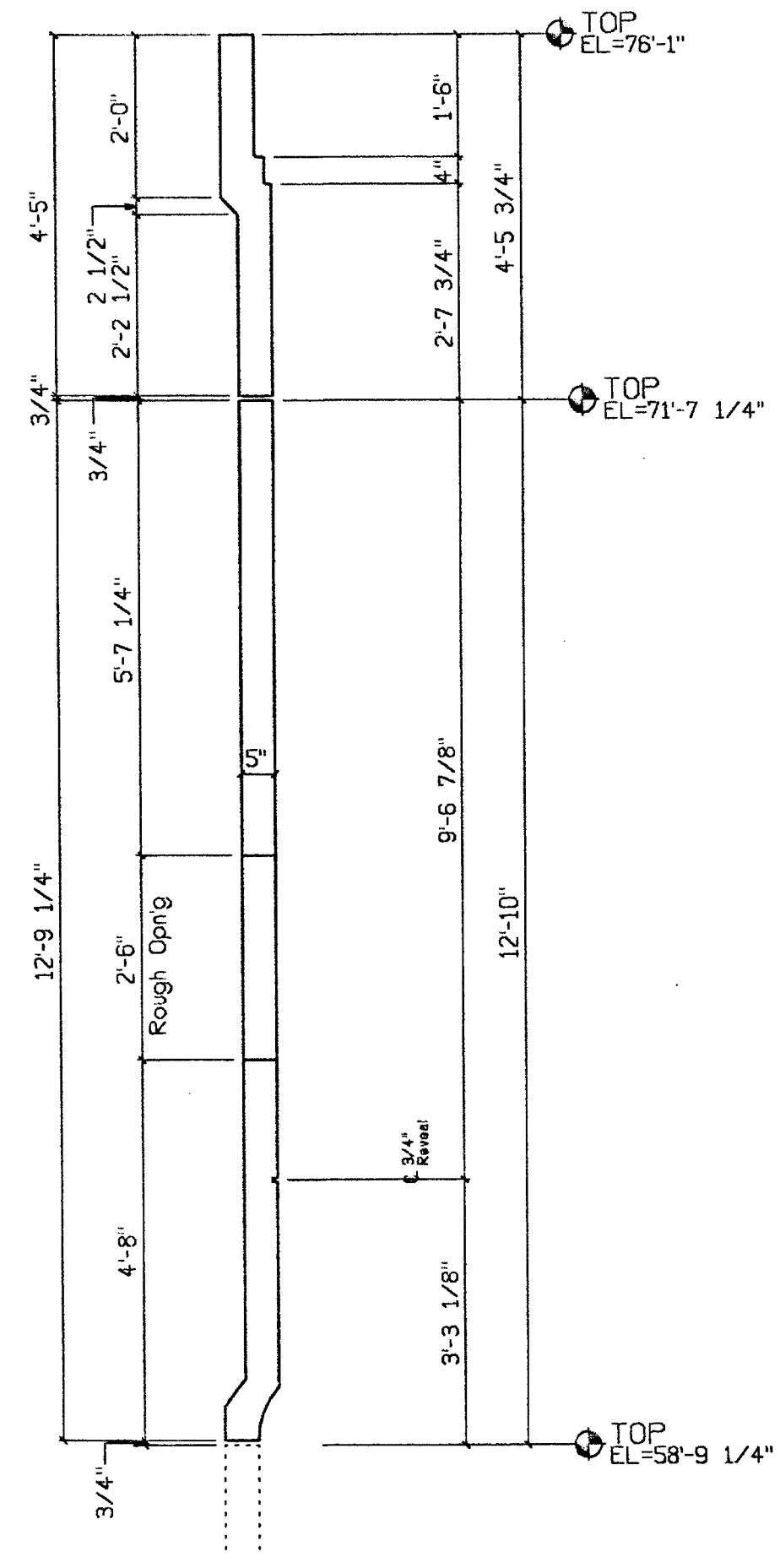
SUBMITTED  
 MAR 17 2000  
 CLARK PACIFIC

<b>CLARK PACIFIC 1999</b> ALL RIGHTS RESERVED		ISSUED FOR CONSTRUCTION APPROVED								<b>CLARK PACIFIC</b> 1980 South River Road West Sacramento CA 95691 TEL: (916) 371-0305 FAX: (916) 372-0323	
ALL DRAWINGS AND WRITTEN MATERIAL APPEARING HEREIN CONSTITUTE THE ORIGINAL, UNPUBLISHED WORK OF CLARK PACIFIC. PROTECTED BY COPYRIGHT, AND THE SAME MAY NOT BE DUPLICATED, USED, OR DISCLOSED WITHOUT THE WRITTEN CONSENT OF CLARK PACIFIC.		SUBMITTED JM 3/17/00		REV. DESCRIPTION DATE BY CHK.		SCALE: As-Noted DATE: 1/17/00		PROJECT: Stockton CA, Parking Garage		DRAWN BY: JM CHECKED BY: JOB NO. 1282	
								Arch. Details, Parking Struct.		DRAWING NUMBER AD-7	

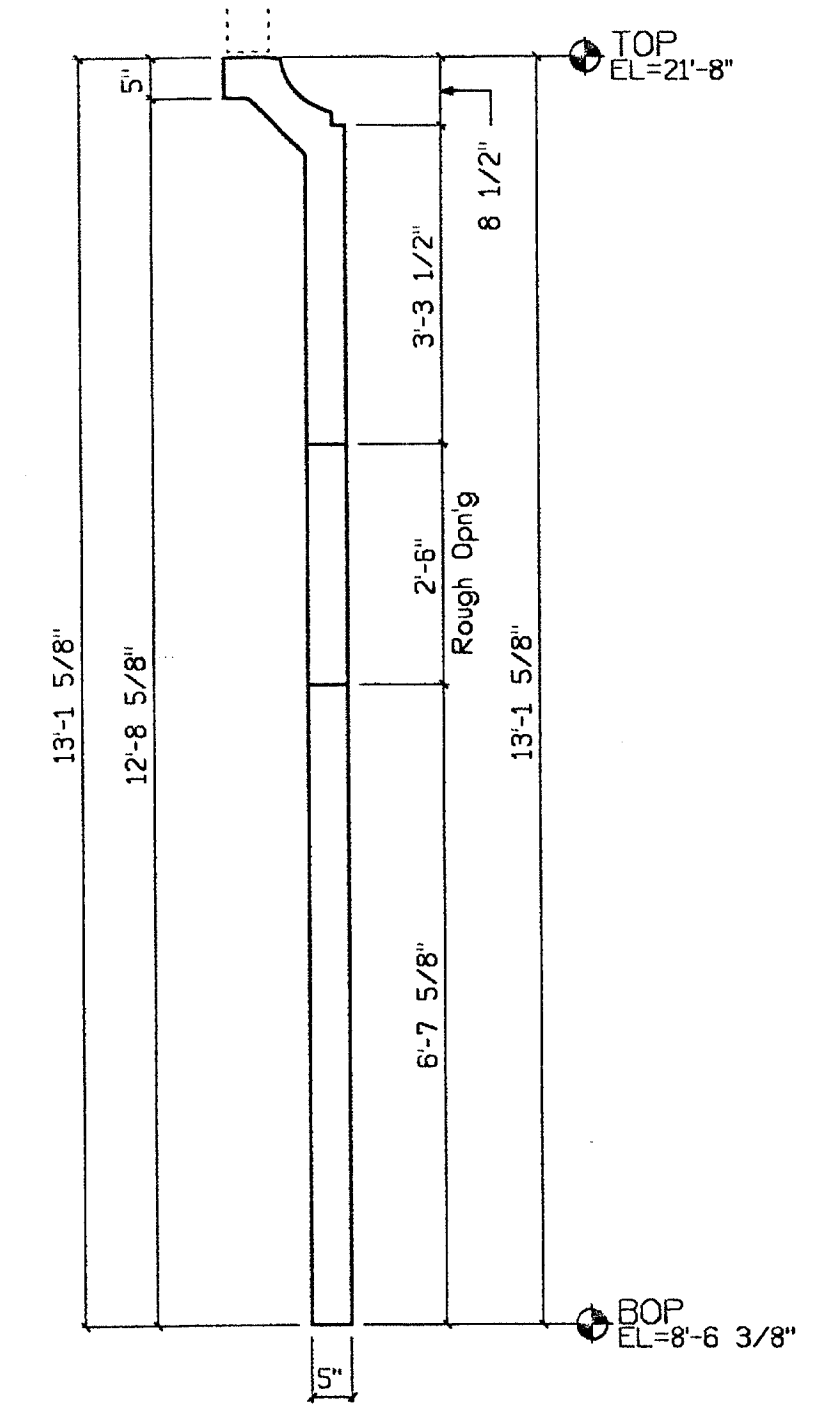


**A** Section at Arched Openings  
AD-8 1/4"=1'-0"

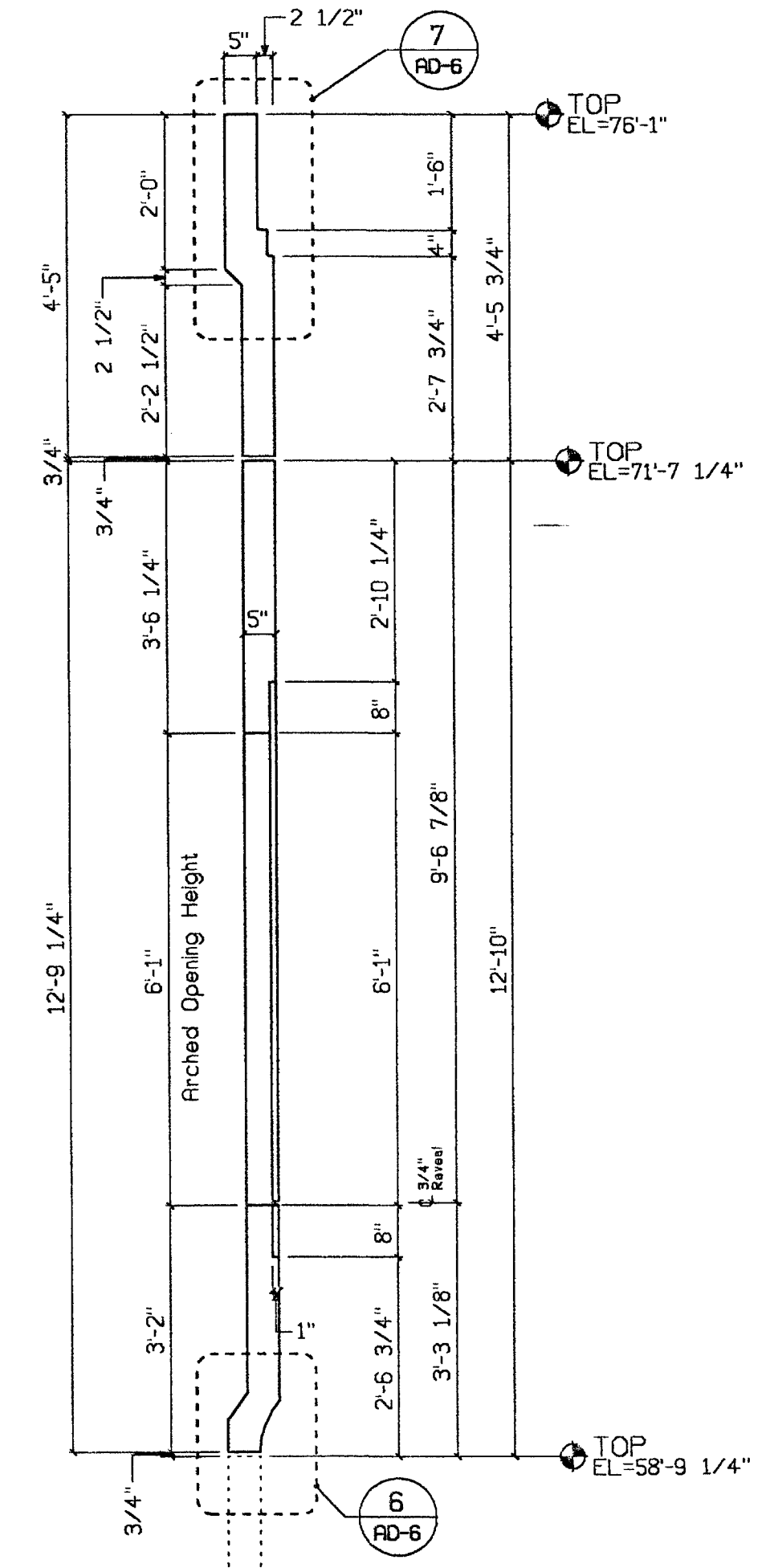
**B** Section at Sq. Openings  
AD-8 1/4"=1'-0"



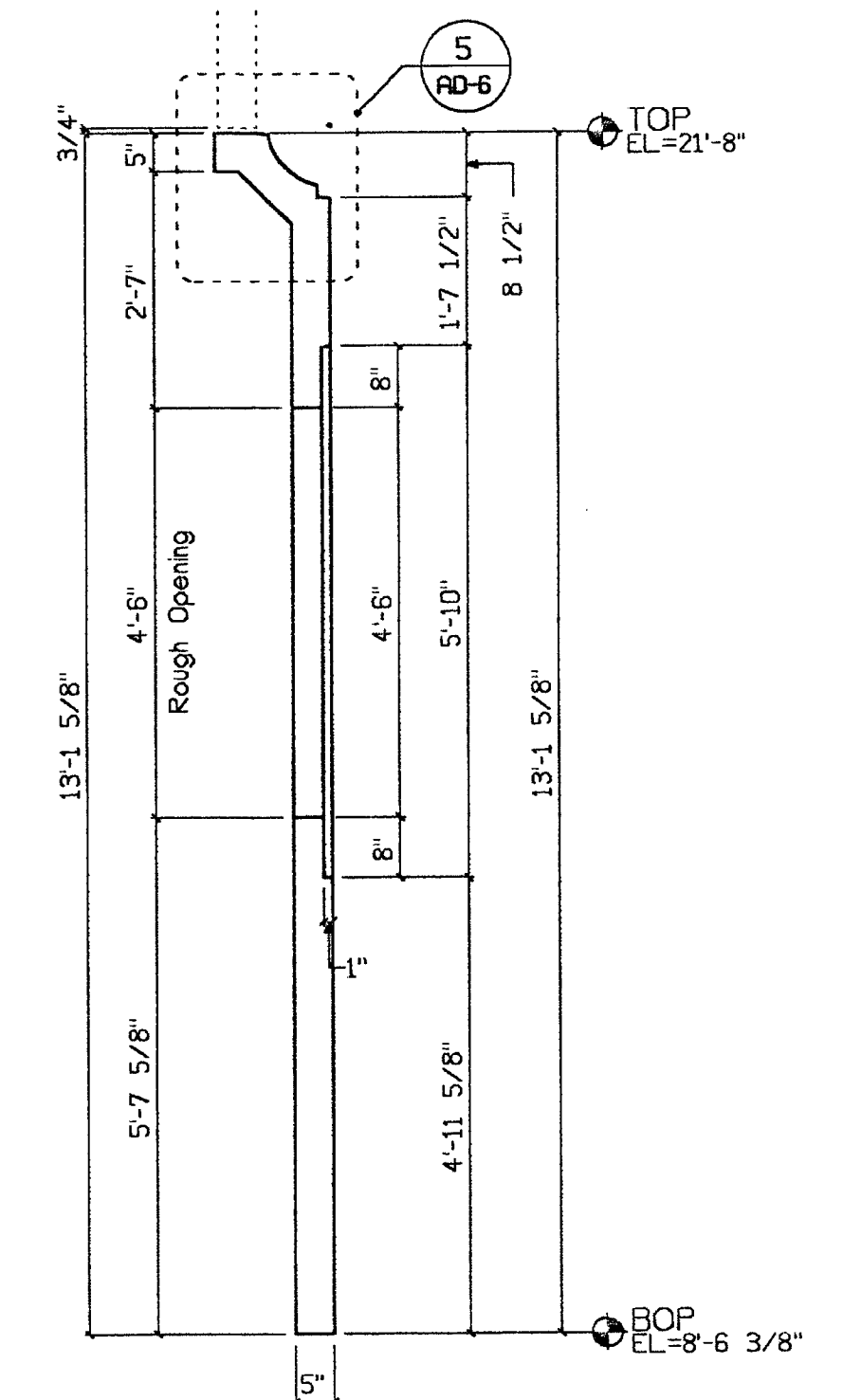
**4** Enlarged Section  
AD-8 1/2"=1'-0"



**3** Enlarged Section  
AD-8 1/2"=1'-0"




**2** Enlarged Section  
AD-8 1/2"=1'-0"



**1** Enlarged Section  
AD-8 1/2"=1'-0"

APPROVED FOR CONSTRUCTION  
 WILLIAM BEVER  
 No. 2221  
 Exp. 06/1/01  
 STRUCTURAL  
 STATE OF CALIFORNIA  
 3/28/00

TURNER CONSTRUCTION  
 439 6682d  
 SUBMITTAL # 02450-06  
 DATE 3/22/00 JAL



SUBMITTED  
 MAR 17 2000  
 CLARK PACIFIC

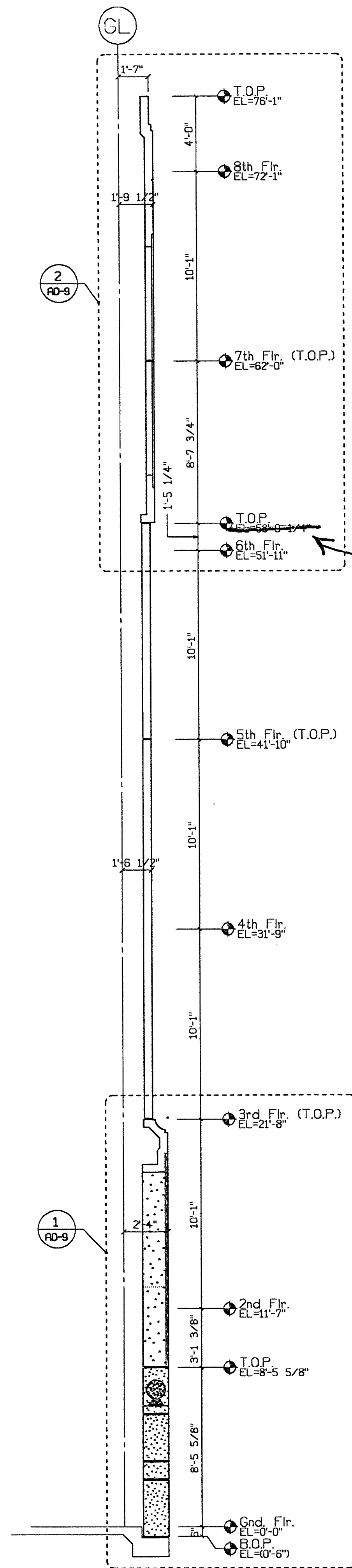
© CLARK PACIFIC 1999  
 ALL RIGHTS RESERVED

ALL DRAWINGS AND WRITTEN MATERIAL APPEARING  
 HEREIN CONSTITUTE THE ORIGINAL, UNPUBLISHED  
 WORK OF CLARK PACIFIC. PROTECTED BY COPY-  
 RIGHT, AND THE SAME MAY NOT BE DUPLICATED,  
 USED, OR DISCLOSED WITHOUT THE WRITTEN  
 CONSENT OF CLARK PACIFIC.

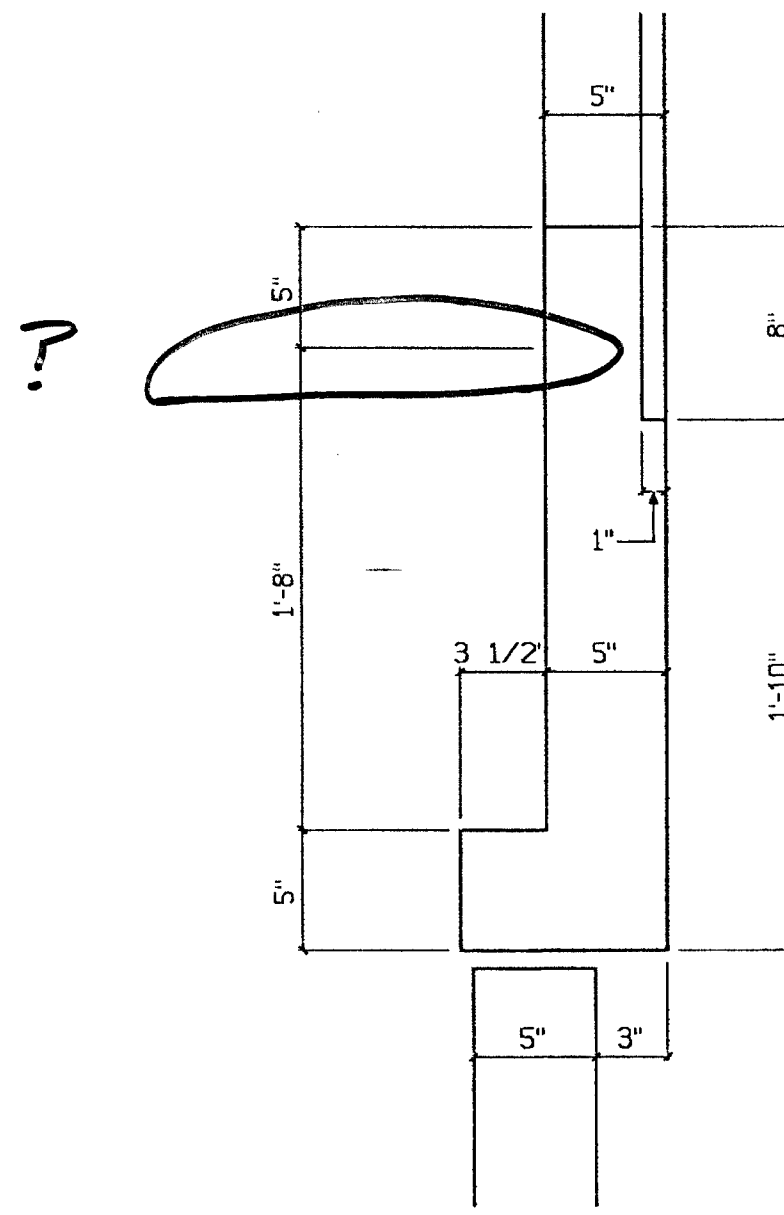
ITEM	BY	DATE	REV.	DESCRIPTION	DATE	BY	CHK.
REVISIONS							

**CLARK PACIFIC**  
 1980 South River Road  
 West Sacramento CA 95691  
 TEL: (916) 371-0305  
 FAX: (916) 372-0323

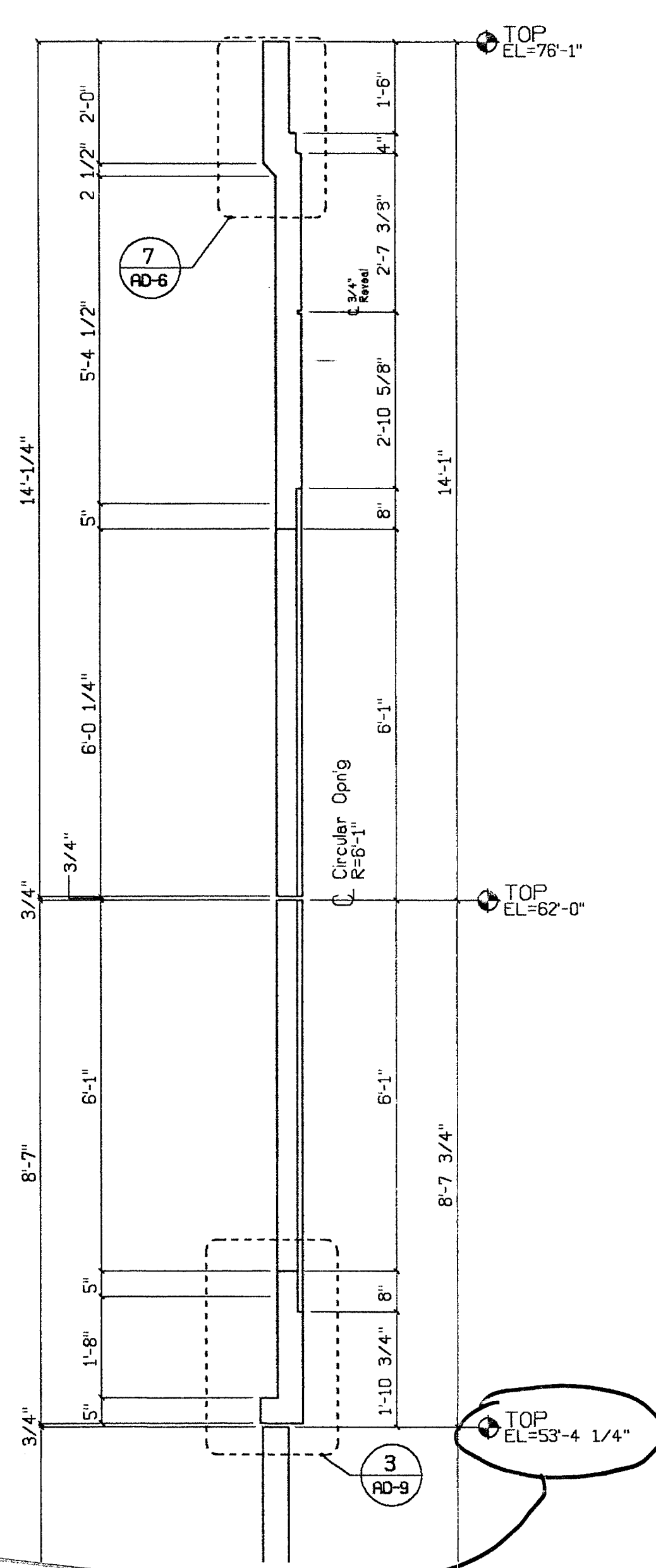
SCALE: As-Noted  
 DATE: 1/17/00  
 PROJECT: Stockton CA, Parking Garage  
 GENERAL CONTRACTOR: Turner Constr.  
 DRAWN BY: JM  
 CHECKED BY: JM  
 JOB NO: 1282  
 DRAWING NUMBER: AD-8



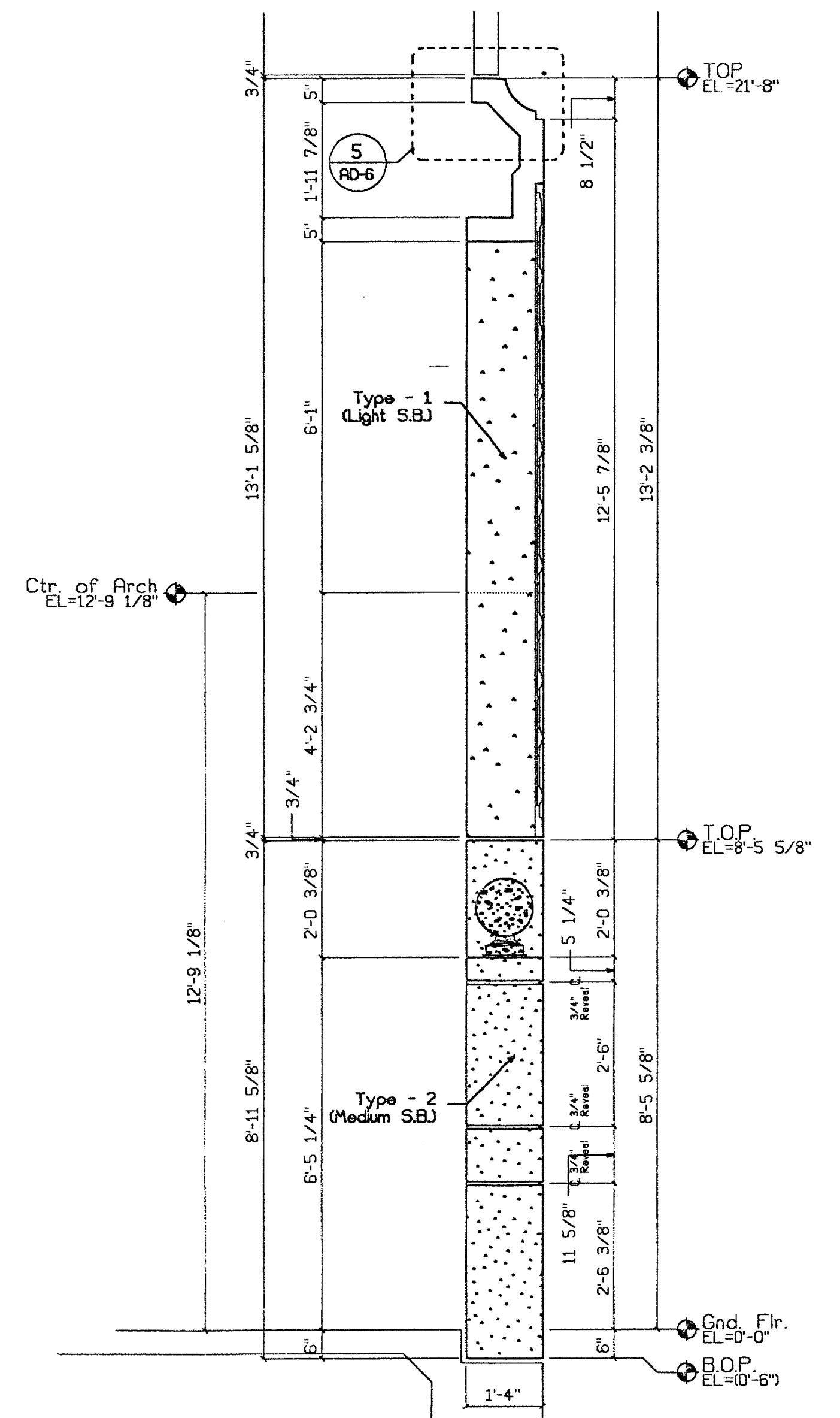
**A** Section at Entries  
AD-9 1/4"=1'-0"



**3** Section Detail  
AD-9 1 1/2"=1'-0"




**2** Enlarged Section  
AD-9 1/2"=1'-0"



**1** Enlarged Section  
AD-9 1/2"=1'-0"

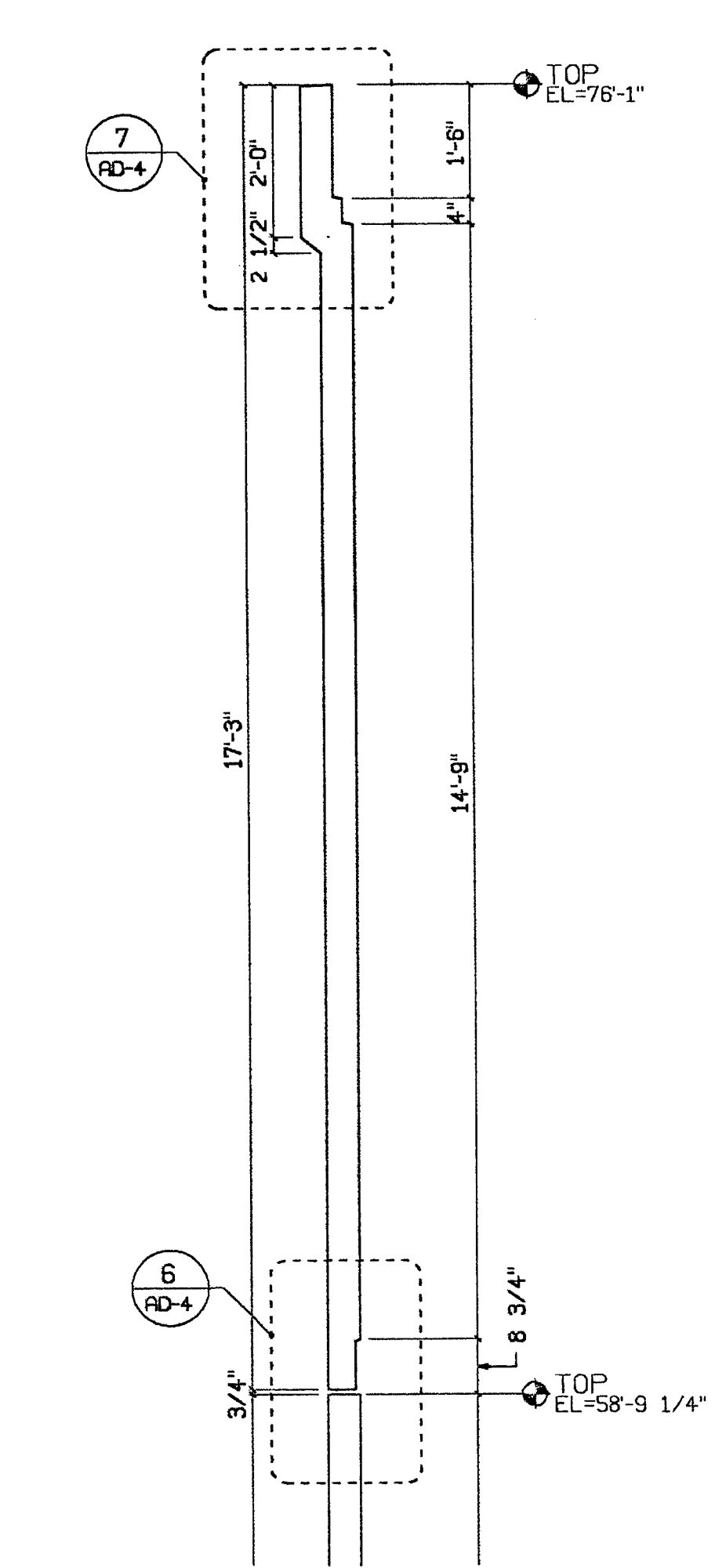
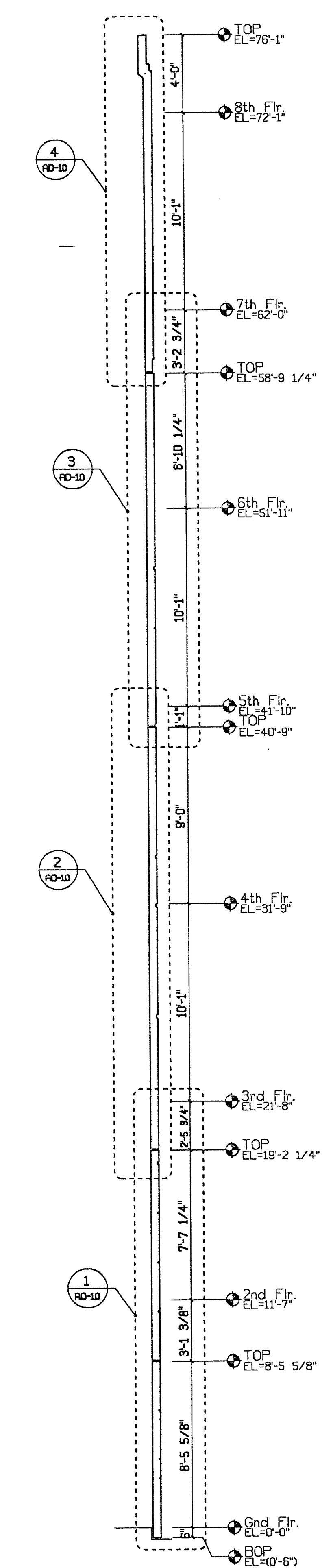
APPROVED FOR CONSTRUCTION  
BY: BH DATE: 3/22/00

TURNER CONSTRUCTION  
JOB 1682d  
SUBMITTAL # 03450-05  
DATE 3-22-00 RAT

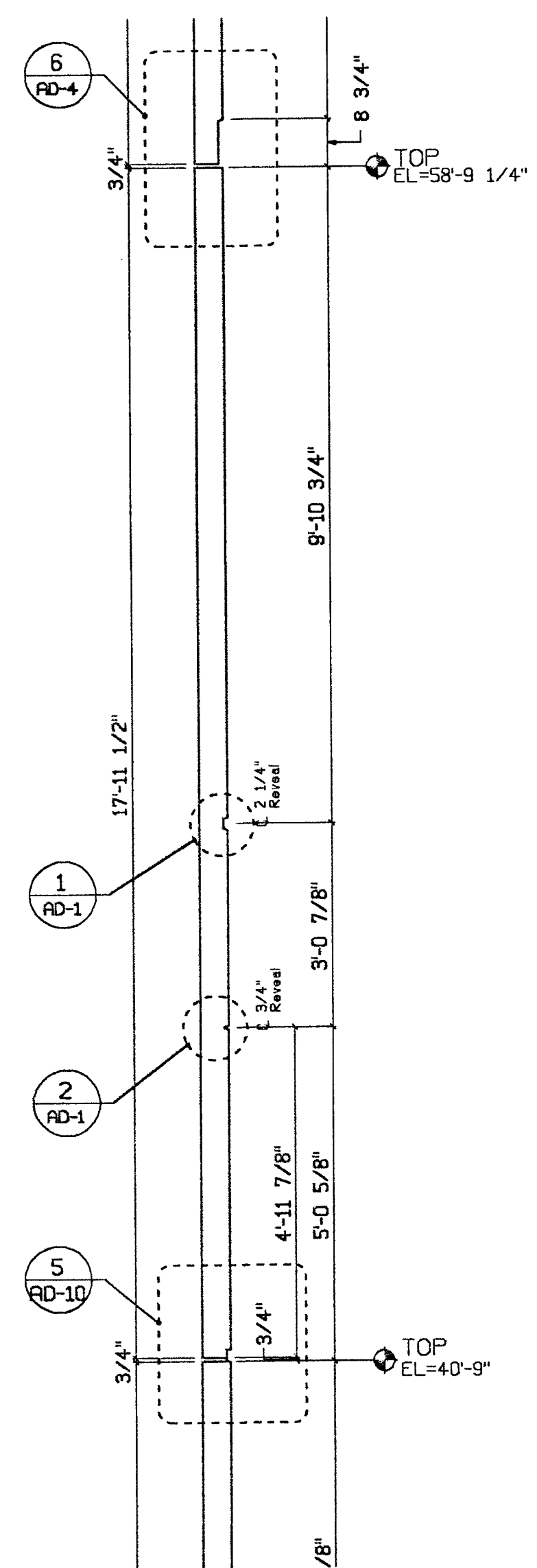


SUBMITTED  
MAR 17 2000  
CLARK PACIFIC

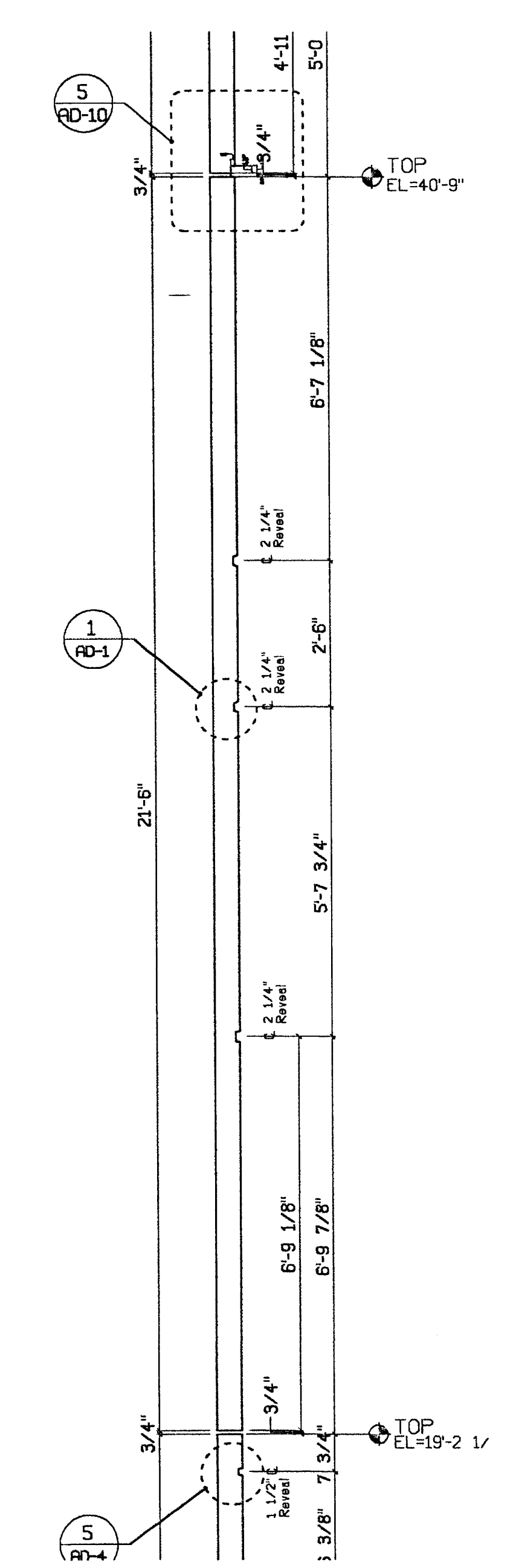
<b>CLARK PACIFIC 1999</b> <b>ALL RIGHTS RESERVED</b> <small>ALL DRAWINGS AND WRITTEN MATERIAL APPEARING HEREIN CONSTITUTE THE ORIGINAL, UNPUBLISHED WORK OF CLARK PACIFIC. PROTECTED BY COPYRIGHT, AND THE SAME MAY NOT BE DUPLICATED, USED, OR DISCLOSED WITHOUT THE WRITTEN CONSENT OF CLARK PACIFIC.</small>		ISSUED FOR CONSTRUCTION APPROVED SUBMITTED JM 3/17/00 ITEM BY DATE REV. DESCRIPTION DATE BY CHK.	<b>CLARK PACIFIC</b> 1980 South River Road West Sacramento CA 95691 TEL: (916) 371-0305 FAX: (916) 372-0323 SCALE: As-Noted DATE: 1/17/00 PROJECT: Stockton CA, Parking Garage Arch. Details, Parking Struct.	GENERAL CONTRACTOR Turner Constr. DRAWN BY: JM CHECKED BY: JOB NO. 1262 DRAWING NUMBER AD-9
---	--	---	---	--



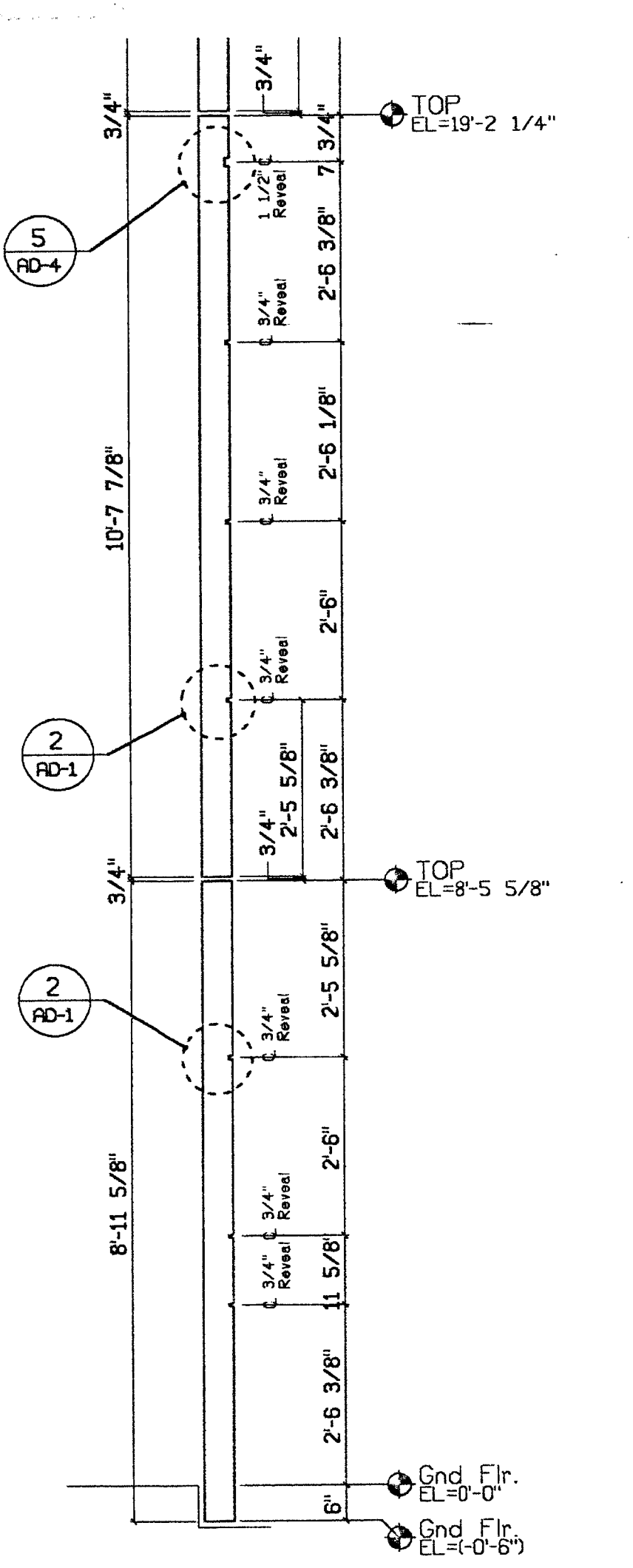
4 Panel Section Details  
AD-10 1/2"=1'-0"



3 Panel Section Details  
AD-10 1/2"=1'-0"

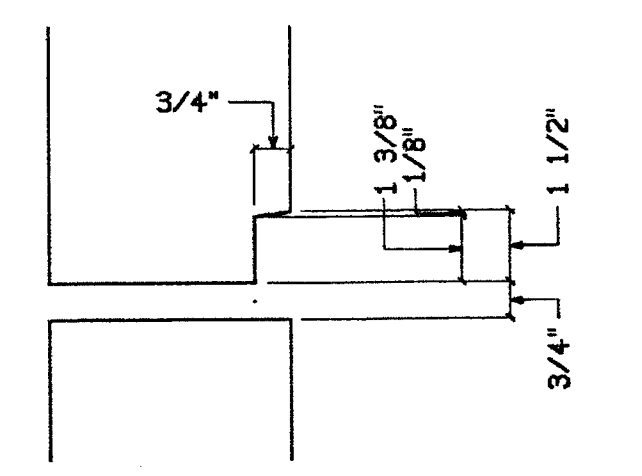


2 Panel Section Details  
AD-10 1/2"=1'-0"



1 Panel Section Details  
AD-10 1/2"=1'-0"



**MOST DETAIL REFERENCES  
APPEAR TO BE WRONG**



5 2 1/4" Jt. Detail  
AD-10 3"=1'-0"

✓  
BH 3/28/00

TURNER CONSTRUCTION  
JOB 46822  
SUBMITTAL # 0245D-06  
DATE 3-22-00 RJK



SUBMITTED  
MAR 17 2000  
CLARK PACIFIC

A Bldg. Sect., Flat Wall  
AD-10 1/4"=1'-0"

© CLARK PACIFIC 1999  
ALL RIGHTS RESERVED

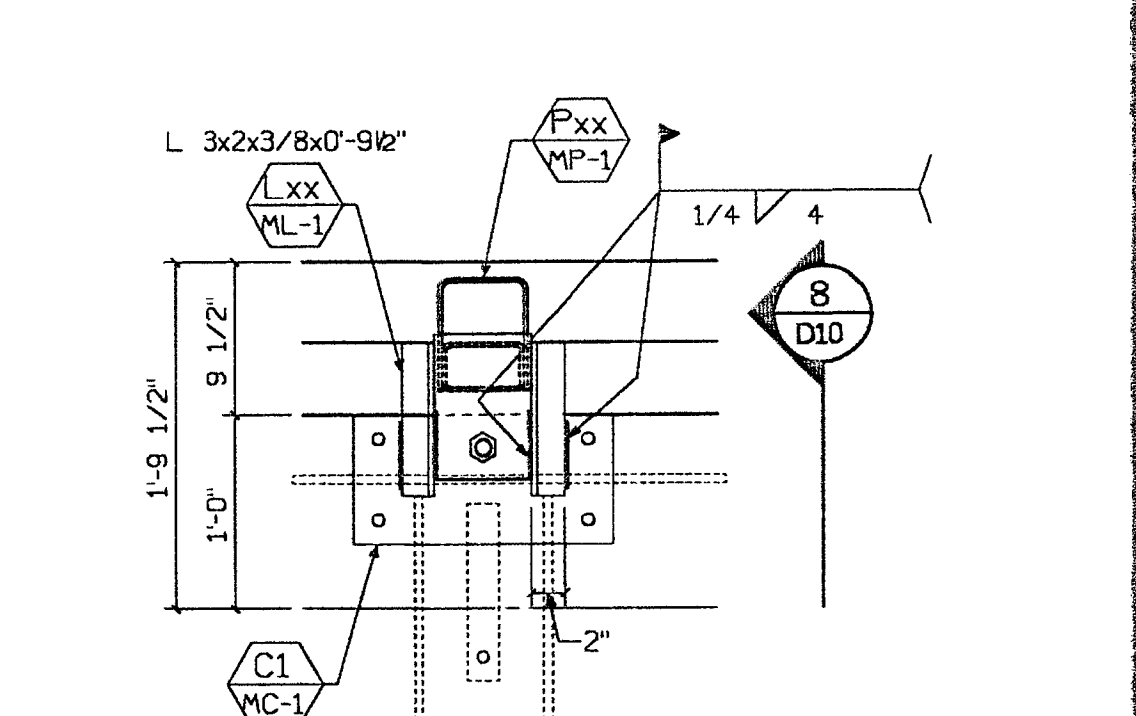
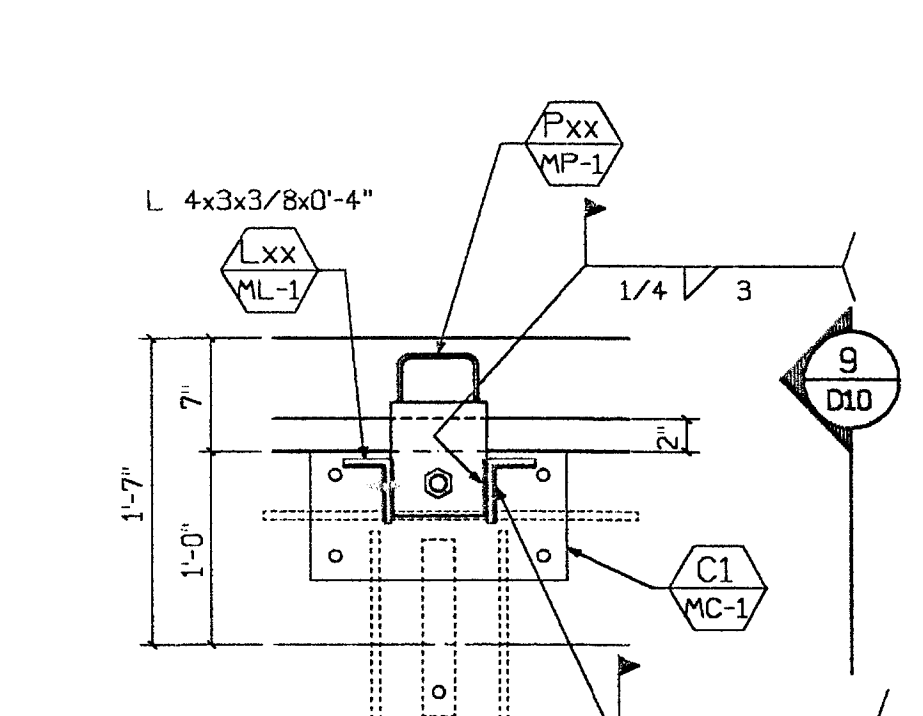
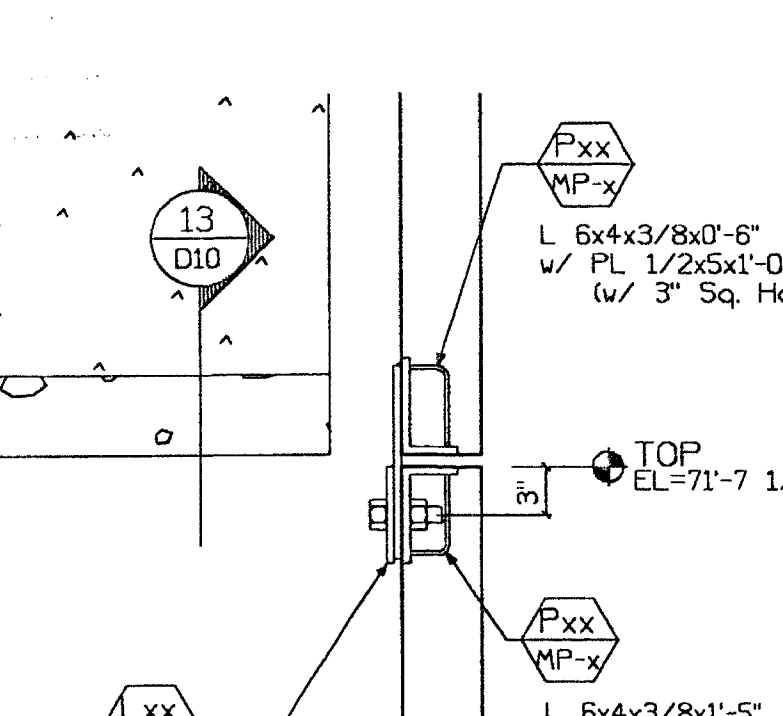
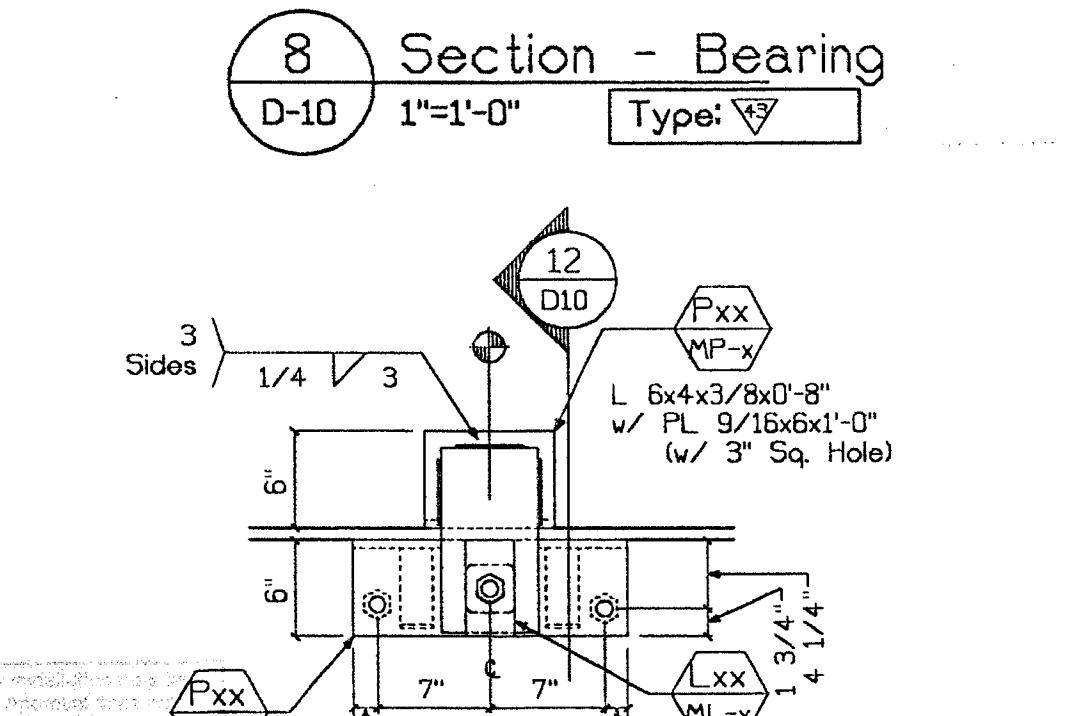
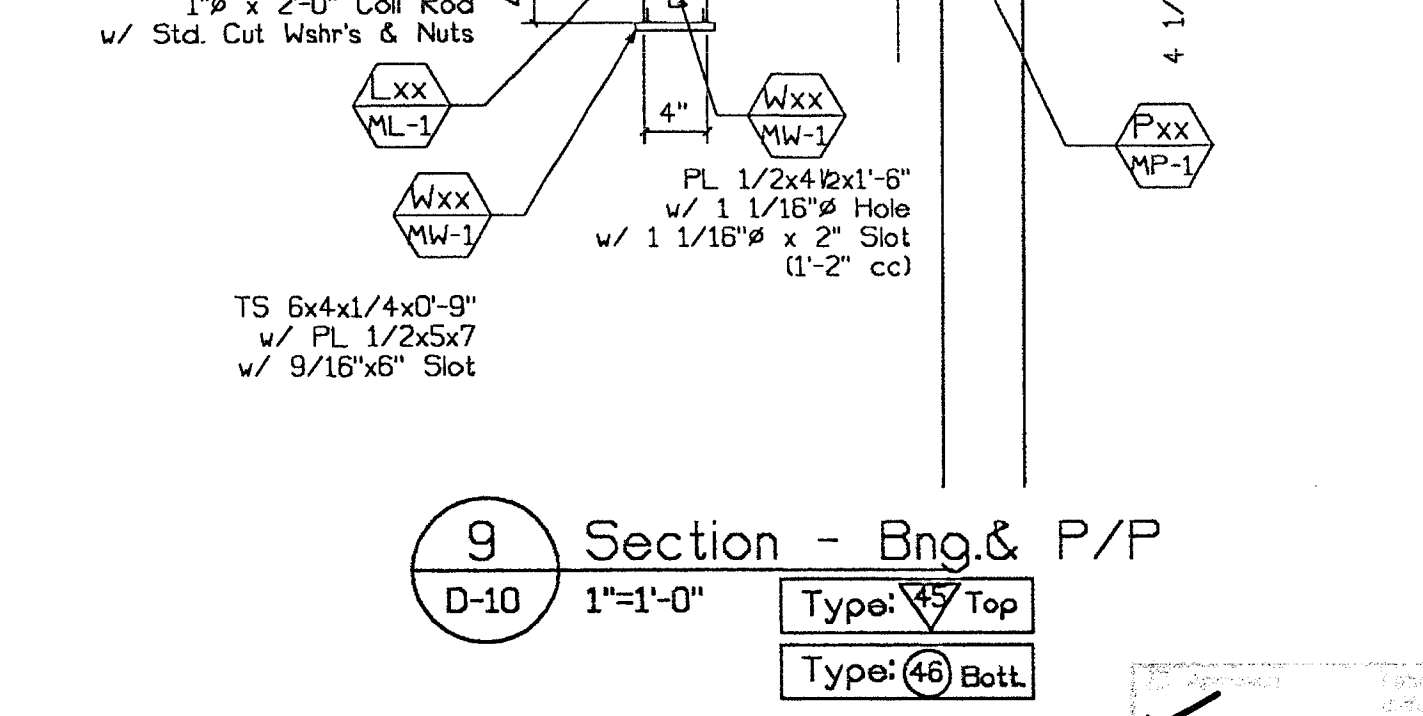
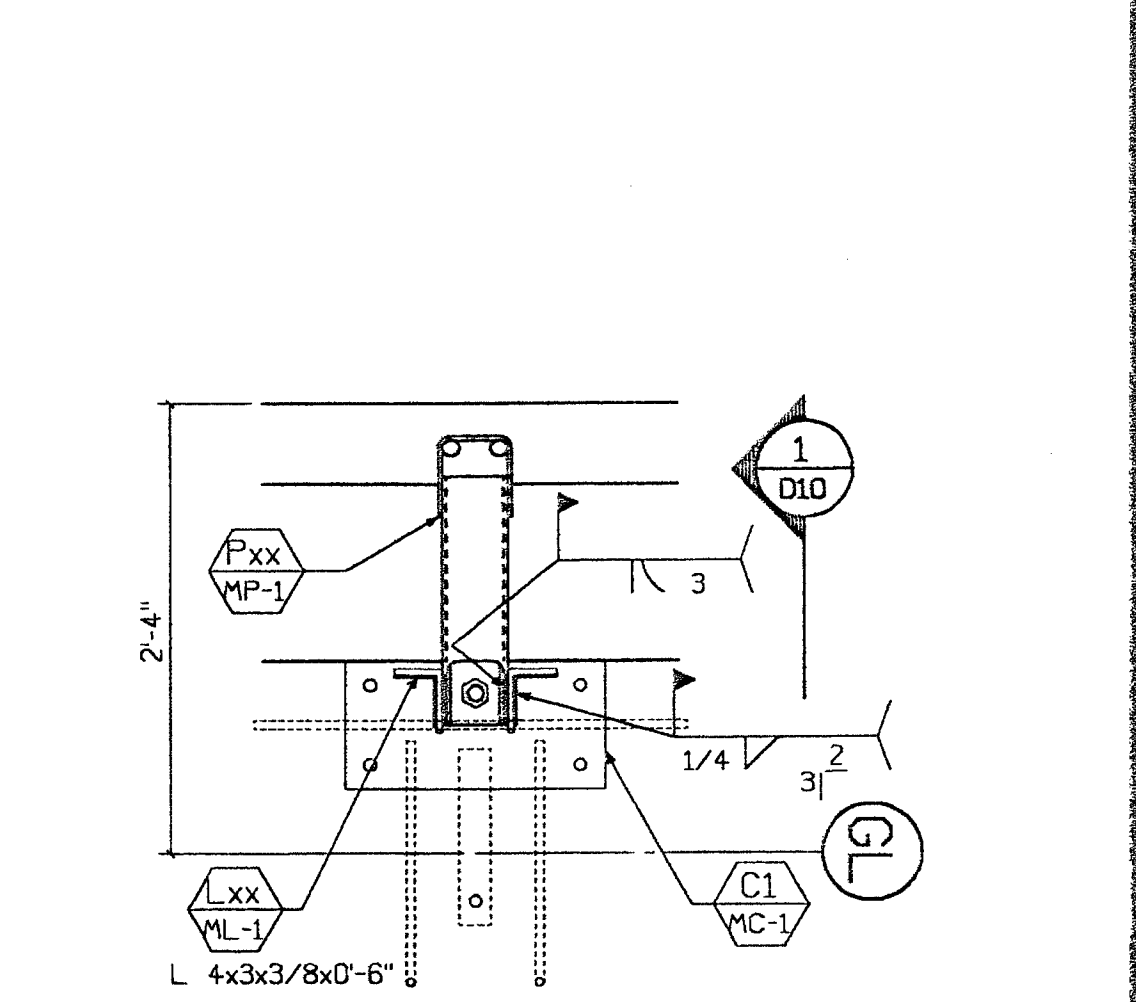
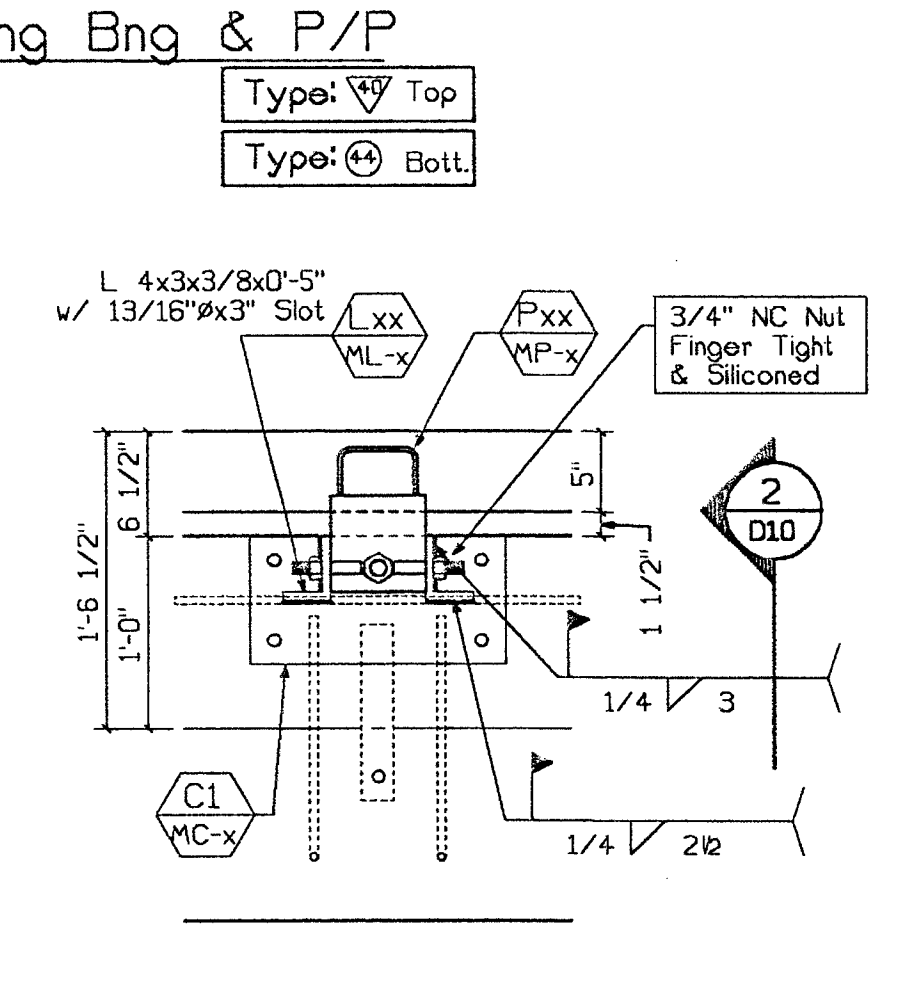
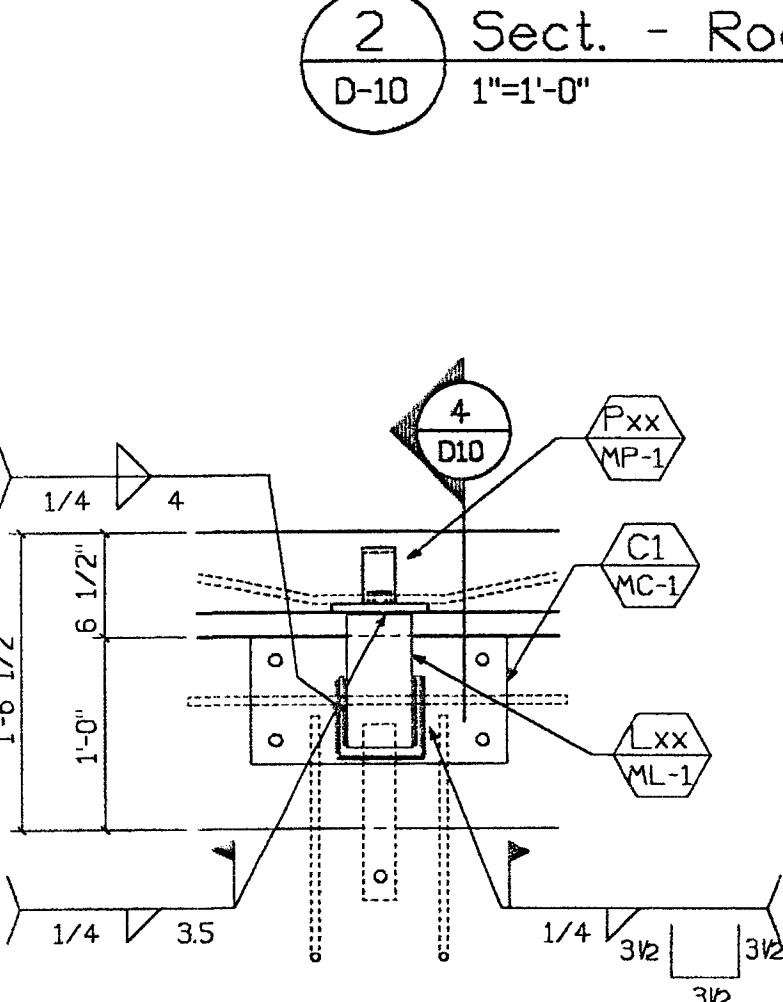
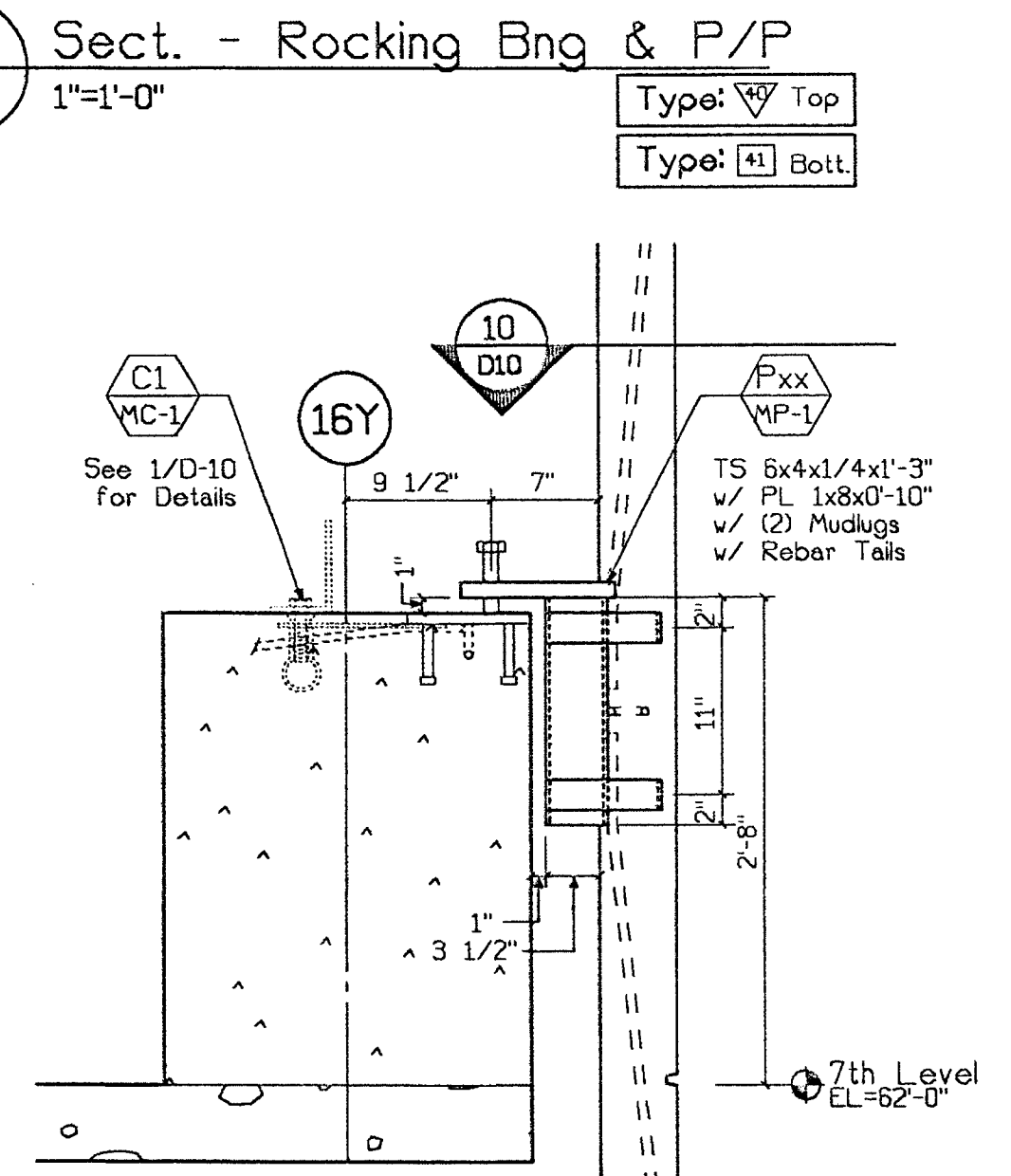
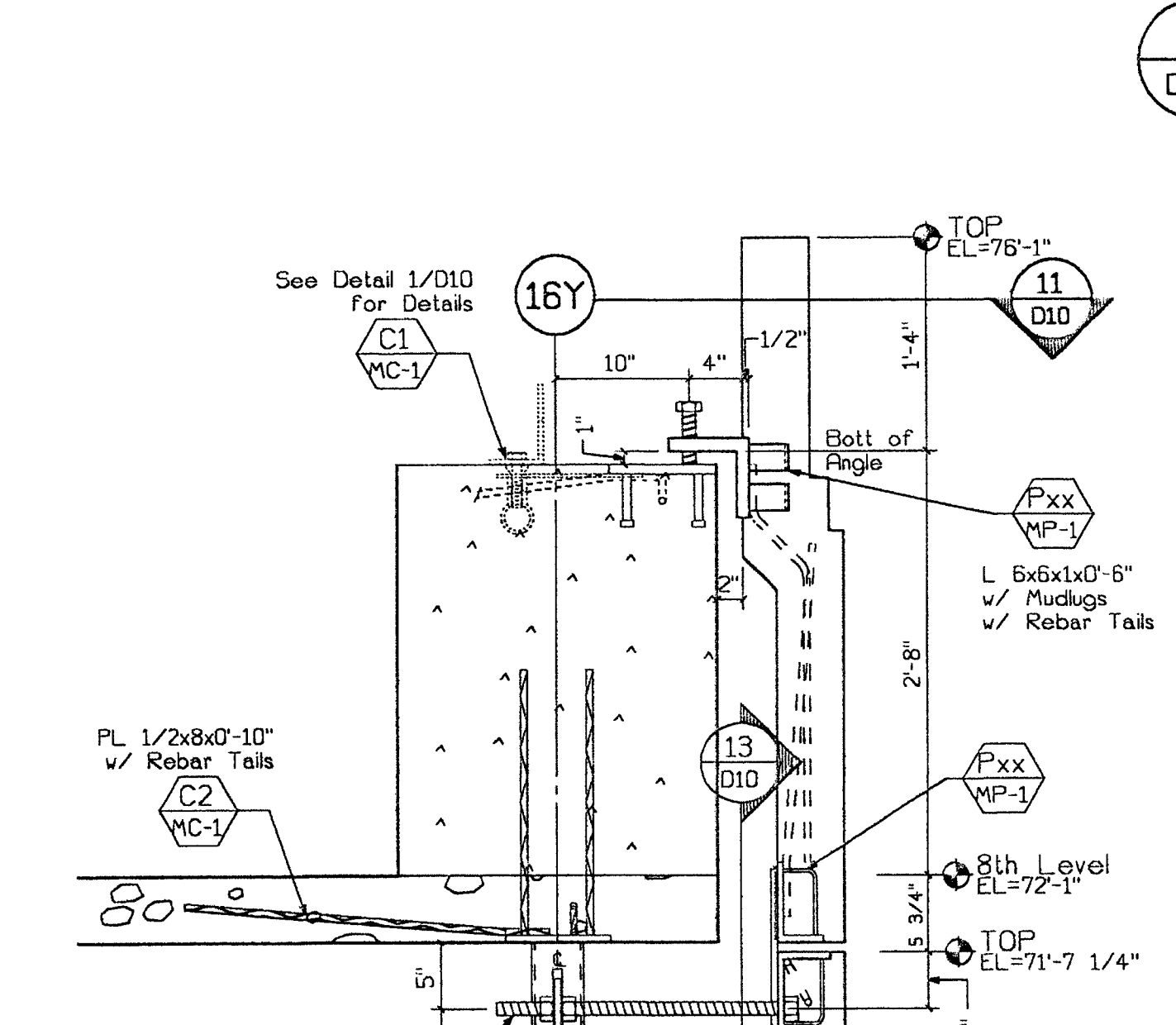
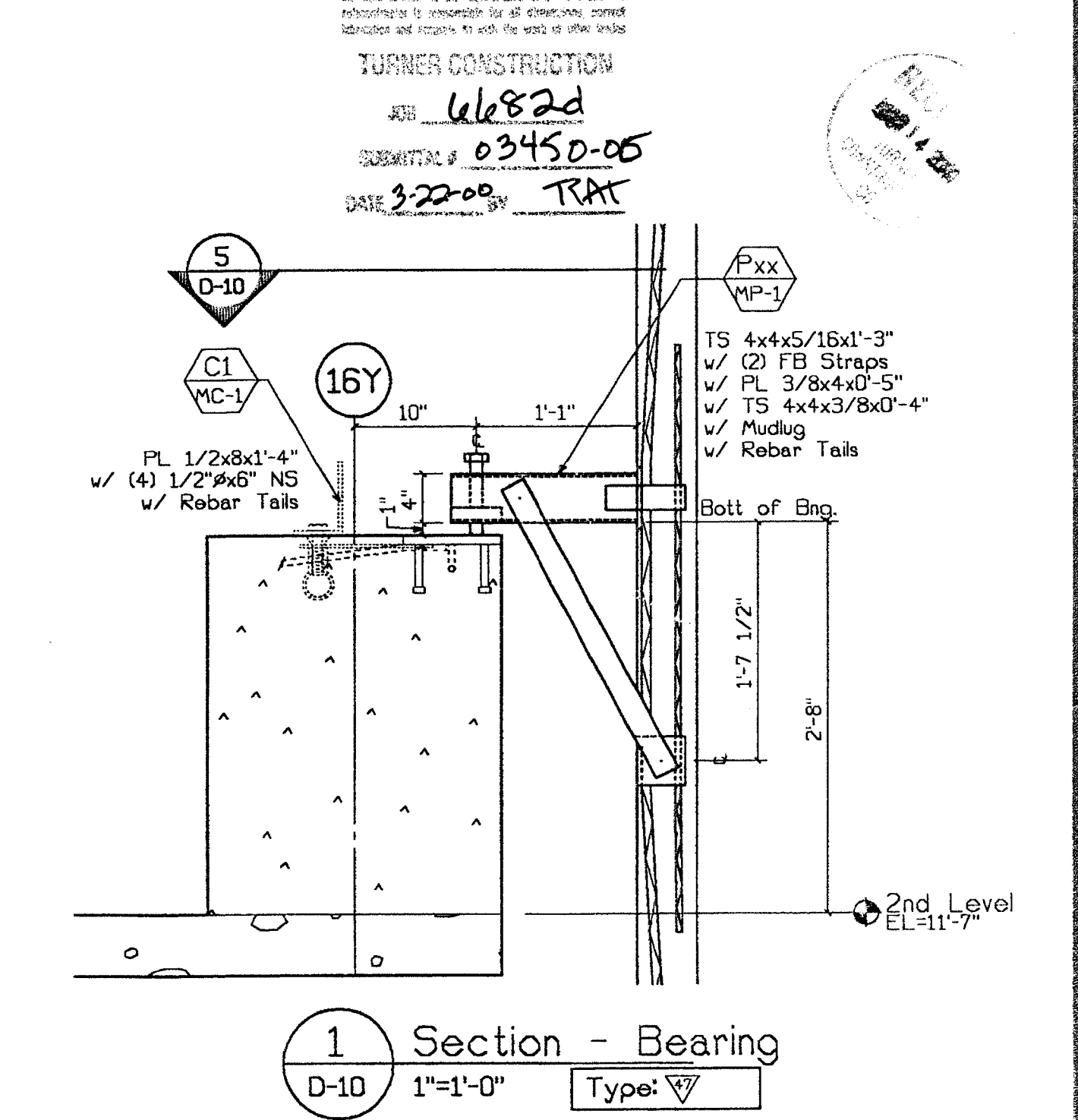
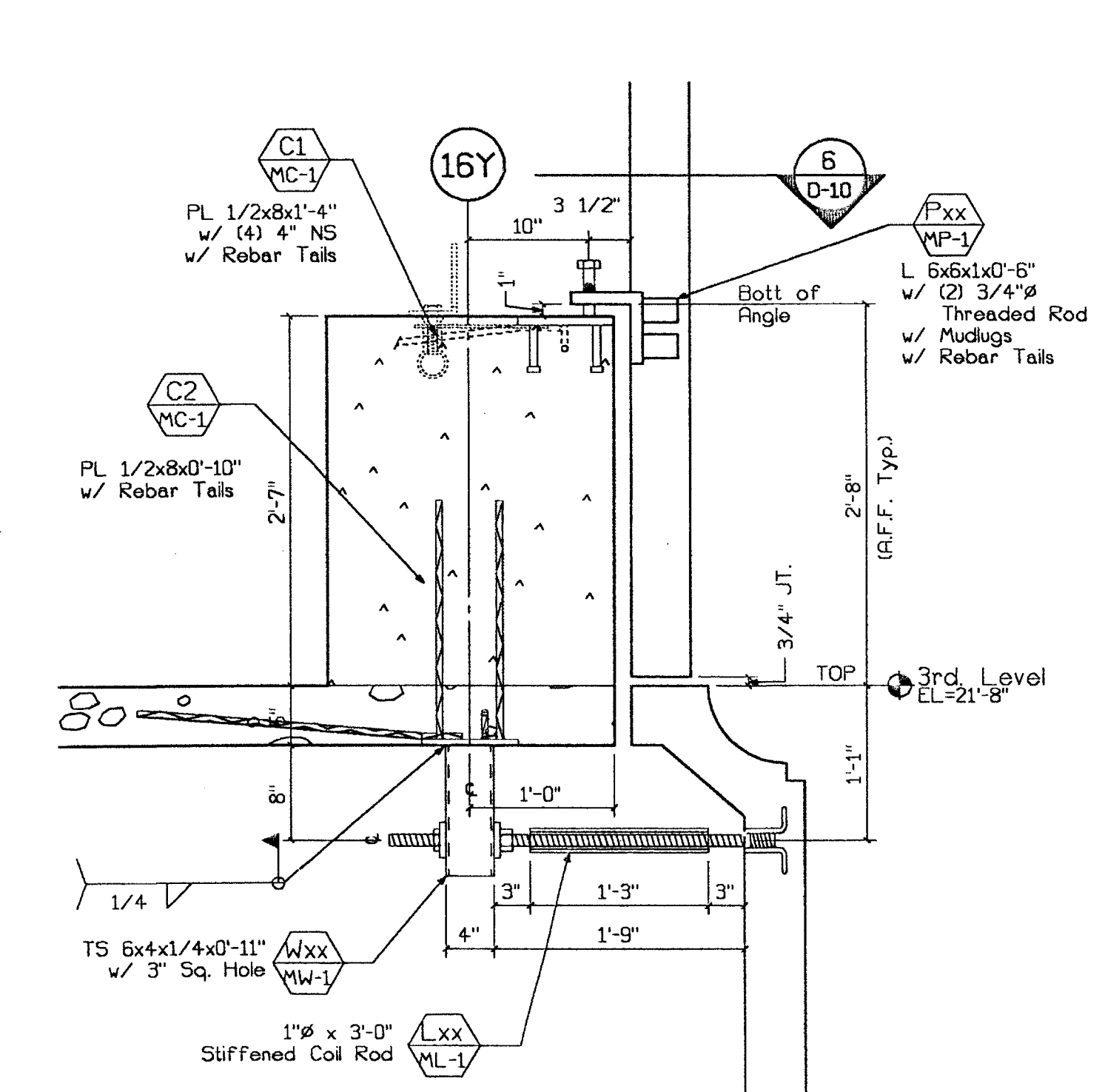
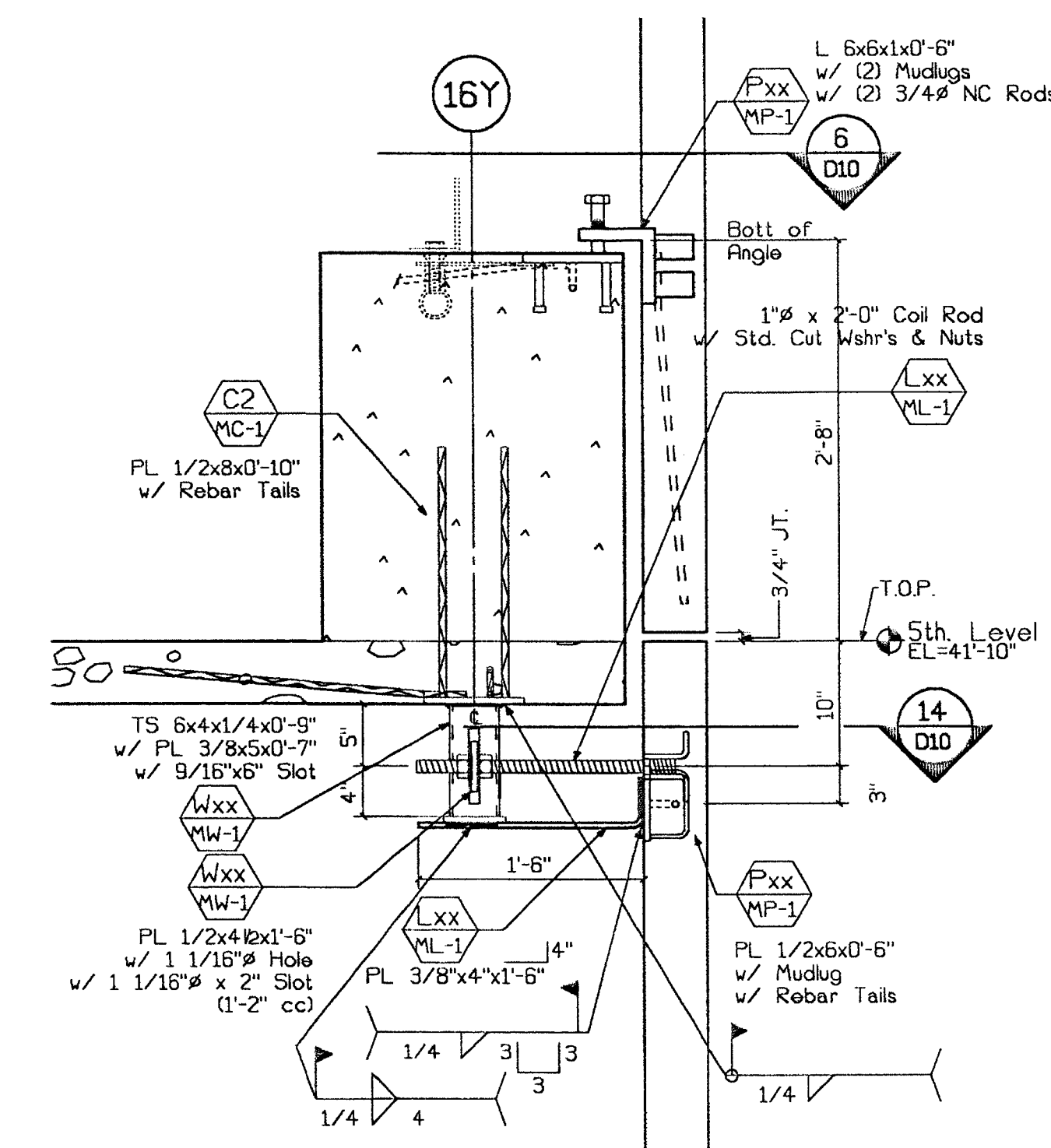
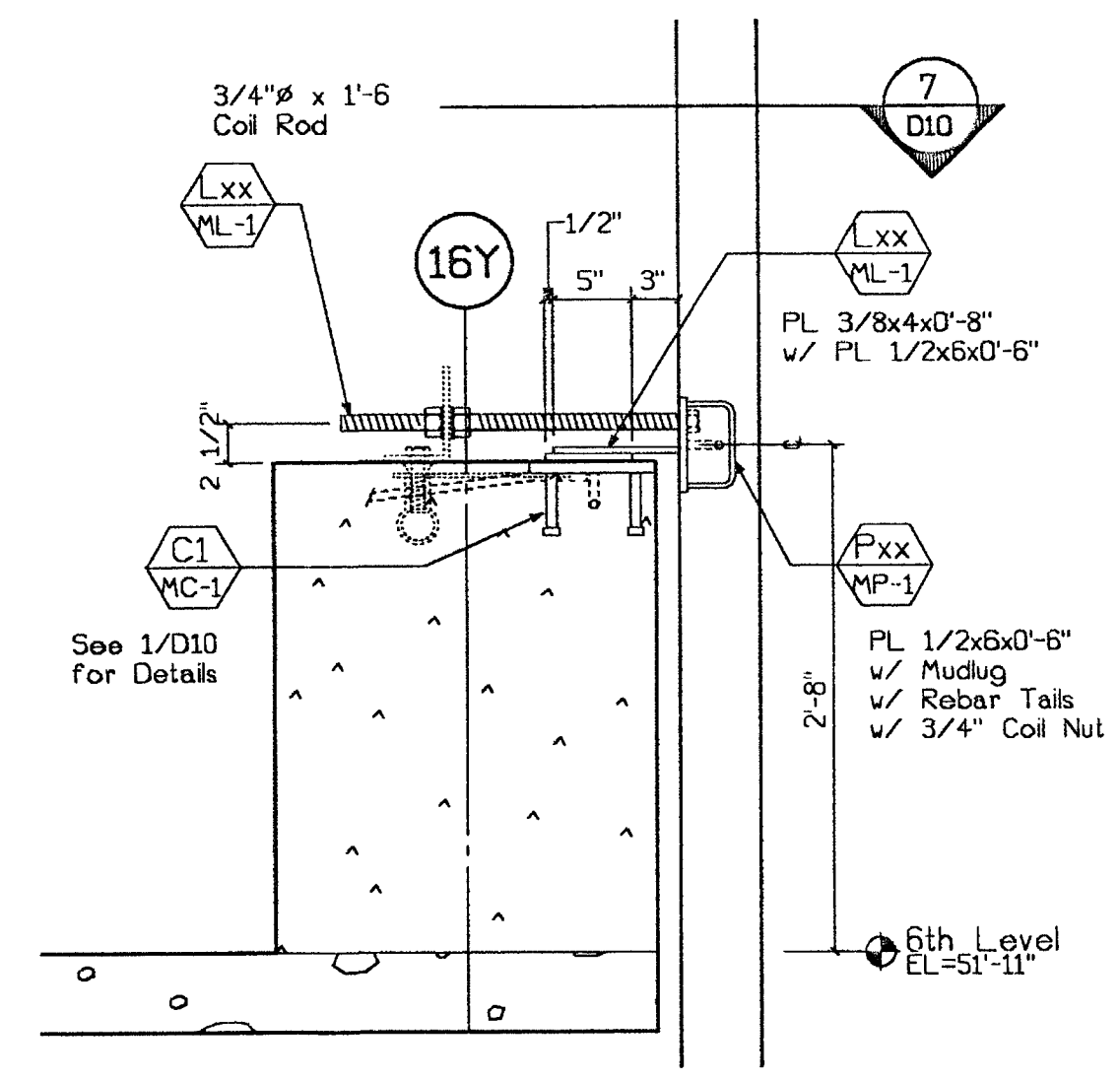
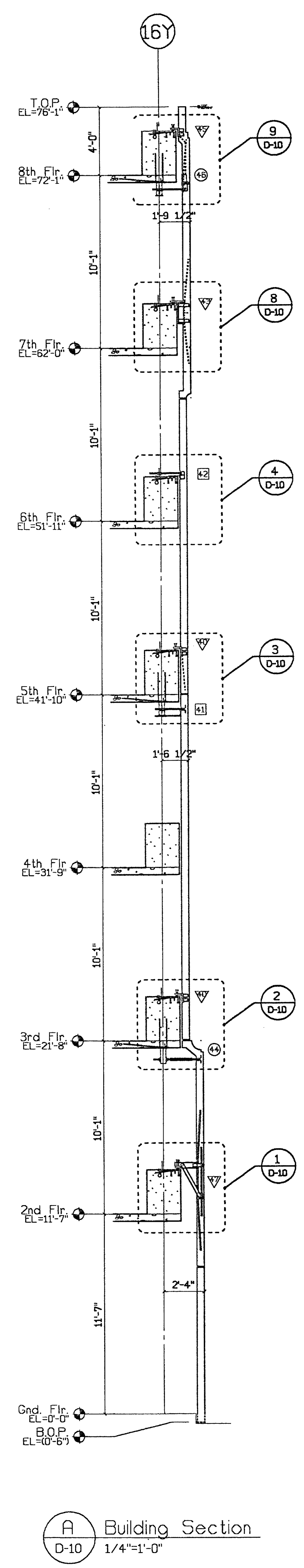
ALL DRAWINGS AND WRITTEN MATERIAL APPEARING HEREIN CONSTITUTE THE ORIGINAL UNPUBLISHED WORK OF CLARK PACIFIC, PROTECTED BY COPYRIGHT, AND THE SAME MAY NOT BE REPRODUCED, USED, OR DISCLOSED WITHOUT THE WRITTEN CONSENT OF CLARK PACIFIC.

ISSUED FOR CONSTRUCTION	APPROVED								
SUBMITTED	JM	3/17/00							
ITEM	BY	DATE	REV.	DESCRIPTION	DATE	BY	CHK.	REVISIONS	

CLARK PACIFIC  
1980 South River Road  
West Sacramento CA 95691  
TEL: (916) 371-0905  
FAX: (916) 372-0323

SCALE: As-Noted  
DATE: 3/14/00  
PROJECT: Stockton CA, Parking Garage  
Arch. Details, Parking Struct.


GENERAL CONTRACTOR  
Turner Constr.  
DRAWN BY: JM  
CHECKED BY:  
JOB NO. 1282  
DRAWING NUMBER AD-10



A Building Section  
 D-10 1/4"=1'-0"

14 Plan - P/P & Lateral  
 D-10 1"=1'-0"

BH 3/28/00



CLARK PACIFIC 1999  
 ALL RIGHTS RESERVED

ALL DRAWINGS AND WRITTEN MATERIAL APPEARING HEREIN CONSTITUTE THE ORIGINAL, UNPUBLISHED WORK OF CLARK PACIFIC. PROTECTED BY COPYRIGHT, AND THE SAME MAY NOT BE DUPLICATED, USED, OR DISCLOSED WITHOUT THE WRITTEN CONSENT OF CLARK PACIFIC.

ISSUED FOR CONSTRUCTION	APPROVED	SUBMITTED	DATE	REV.	DESCRIPTION	DATE	BY	CHK.
		JM	3/17/00					
REVISIONS								

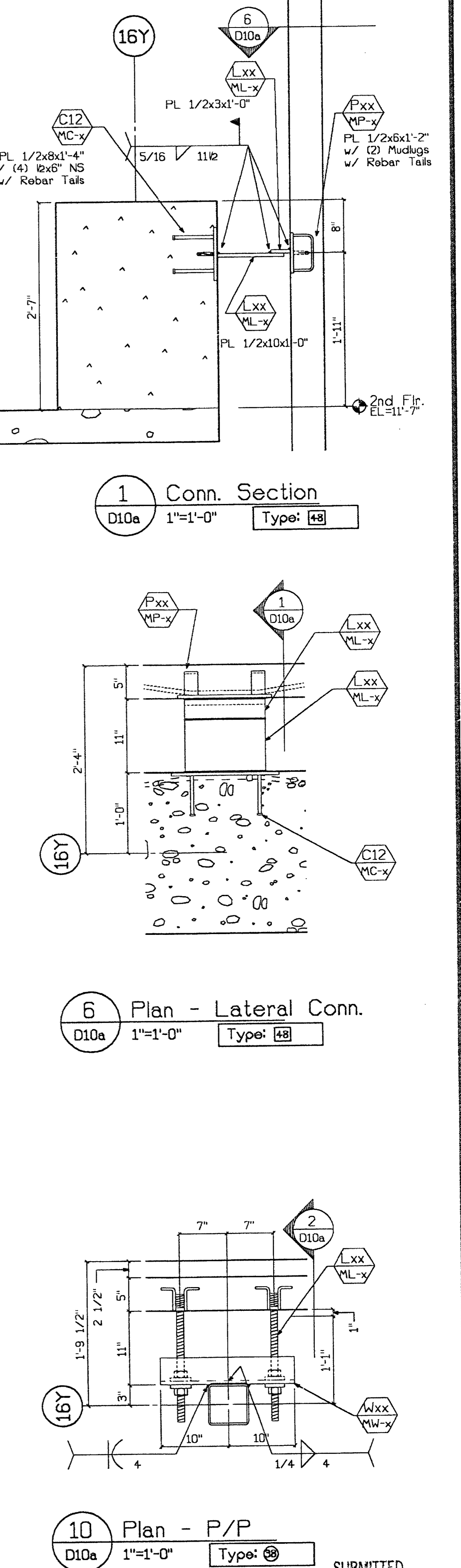
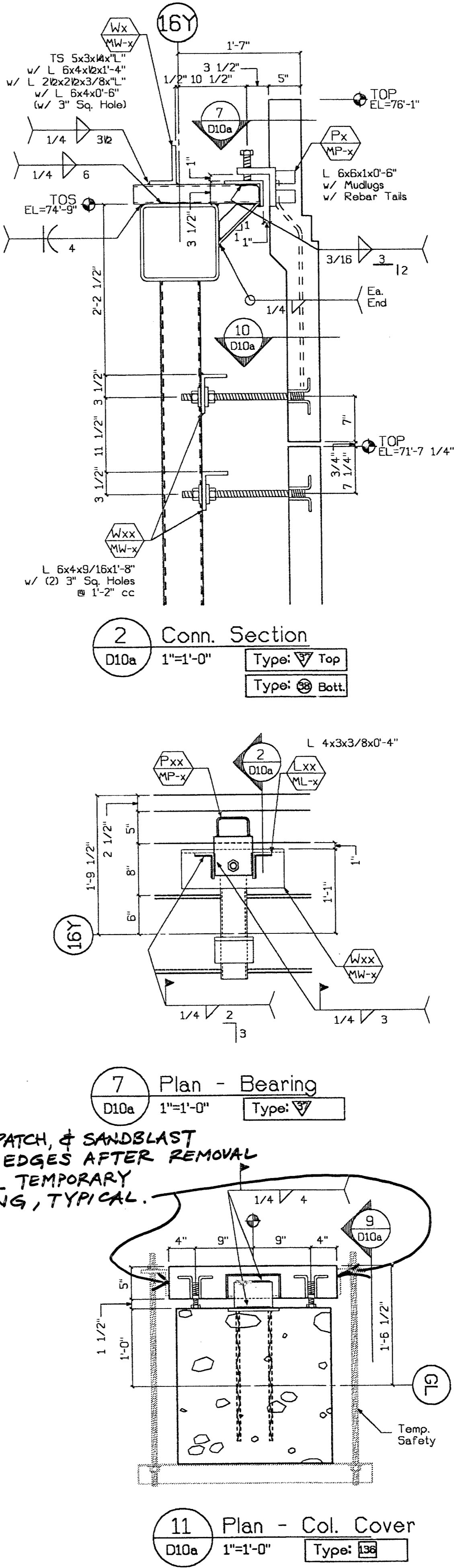
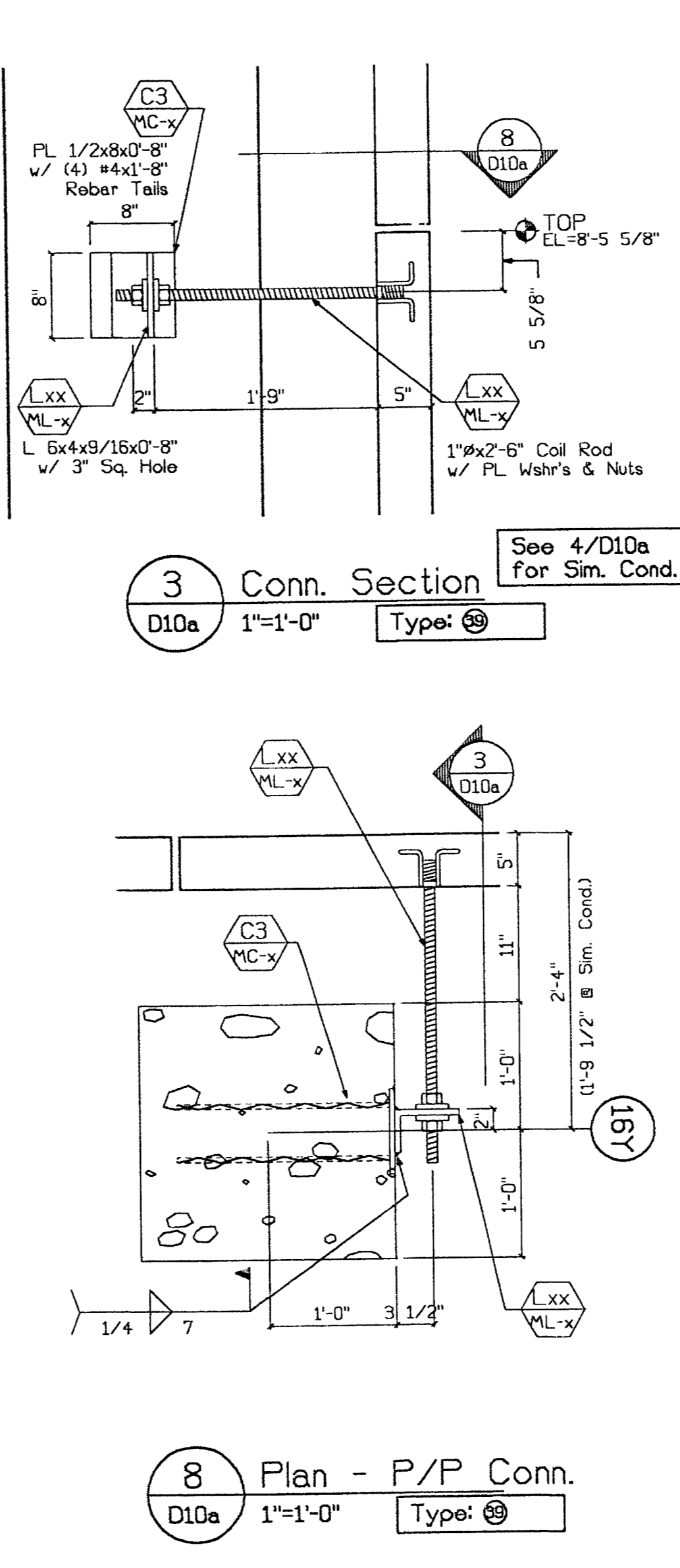
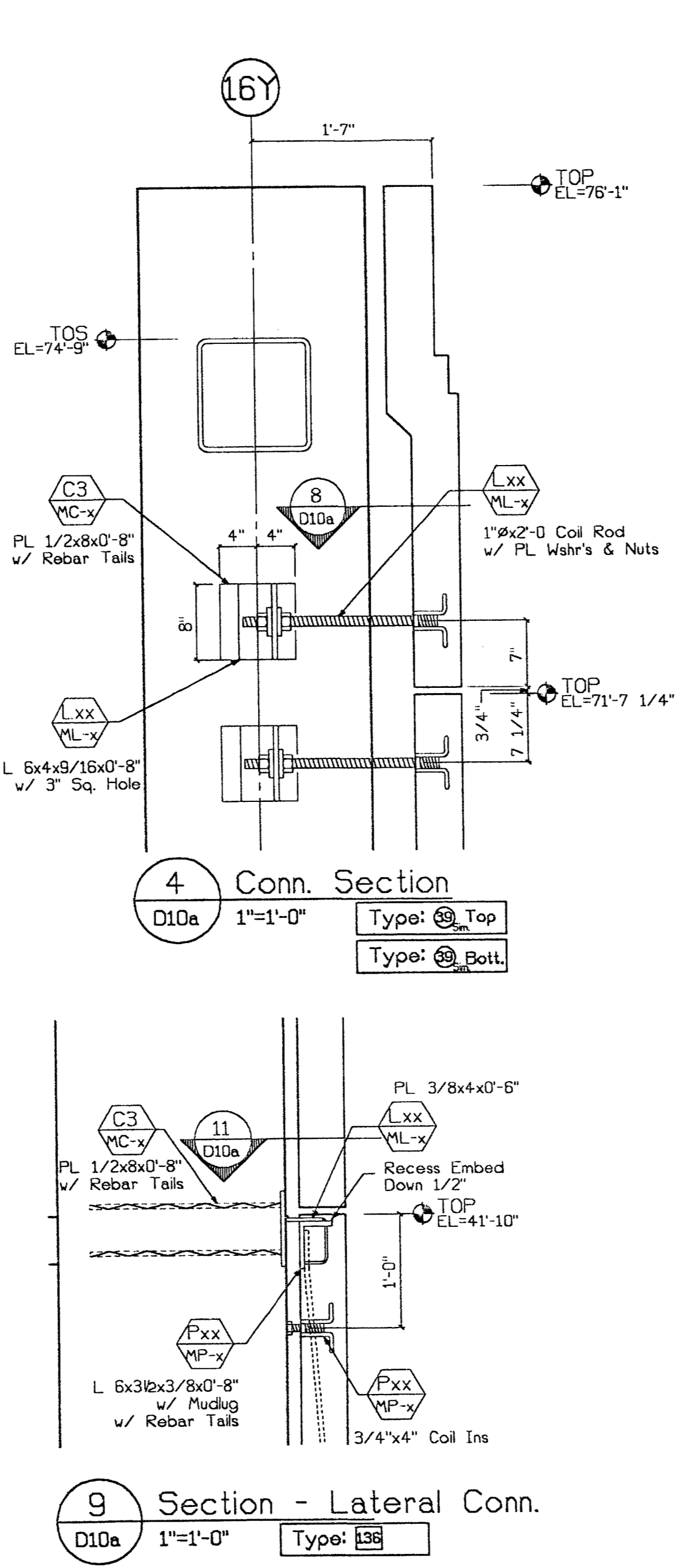
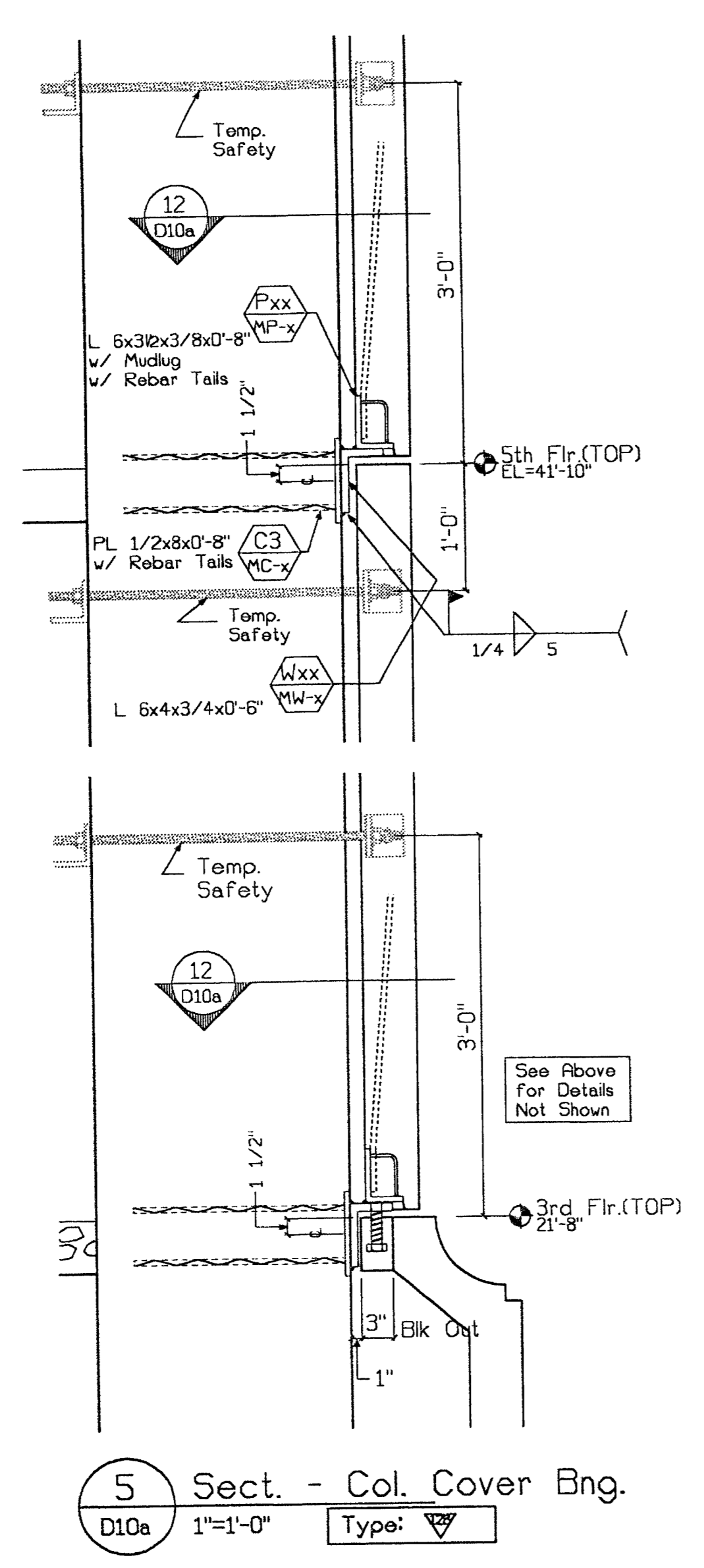
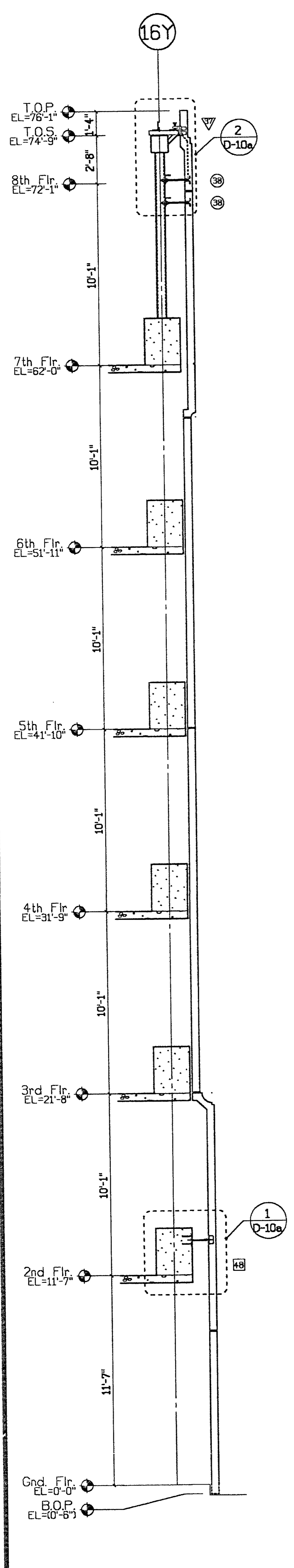
**CLARK PACIFIC**  
 1980 South River Road  
 West Sacramento CA 95691  
 TEL: (916) 371-0305  
 FAX: (916) 372-0323

SCALE: 1"=1'-0"  
 DATE: 9/9/99  
 PROJECT: Stockton CA, Parking Garage  
 Connection Details (Parking)

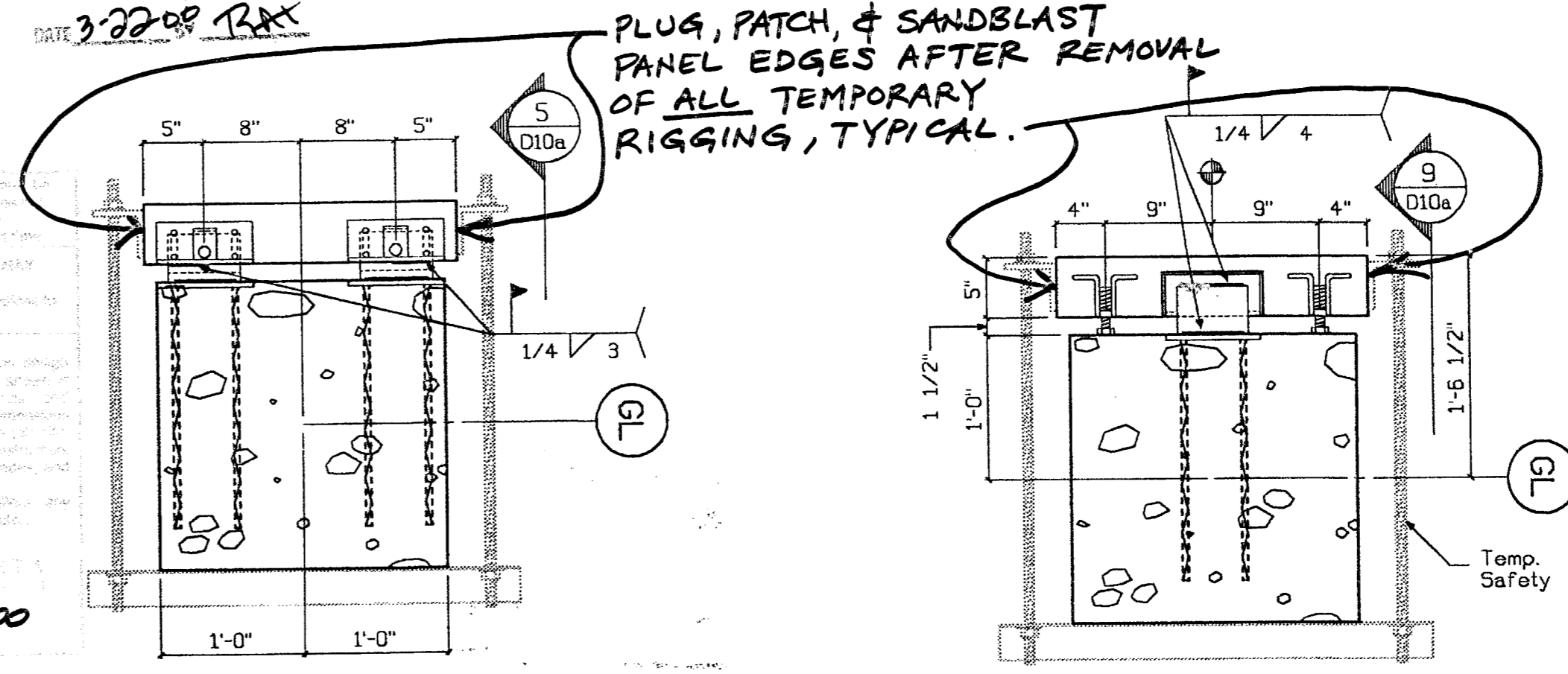
GENERAL CONTRACTOR  
 Turner Constr.  
 DRAWN BY: JM  
 CHECKED BY:  
 JOB NO. 1262  
 DRAWING NUMBER D-10

SUBMITTED  
 MAR 17 2000  
 CLARK PACIFIC






TURNER CONSTRUCTION  
JOB 4682d  
SUBMITTAL # 03450-05  
DATE: 3/22/00 RAX



APPROVED: [Signature]  
DATE: 3/29/00  
BH



© CLARK PACIFIC 1999  
ALL RIGHTS RESERVED  
ALL DRAWINGS AND WRITTEN MATERIAL APPROPRIATE HEREBY CONSTITUTE THE ORIGINAL, UNPUBLISHED WORK OF CLARK PACIFIC, PROTECTED BY COPYRIGHT, AND THE SAME MAY NOT BE DUPLICATED, USED, OR DISCLOSED WITHOUT THE WRITTEN CONSENT OF CLARK PACIFIC.

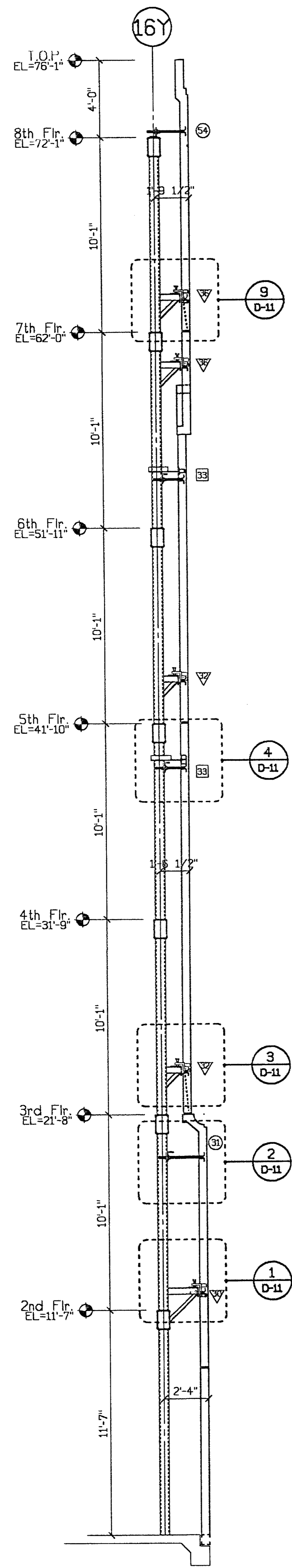
ISSUED FOR CONSTRUCTION	APPROVED	DATE	BY	CHK.			
		3/17/00	JM				
REVISIONS							
ITEM	BY	DATE	REV.	DESCRIPTION	DATE	BY	CHK.

**CLARK PACIFIC**  
1980 South River Road  
West Sacramento, CA 95691  
TEL: (916) 371-0305  
FAX: (916) 372-0323

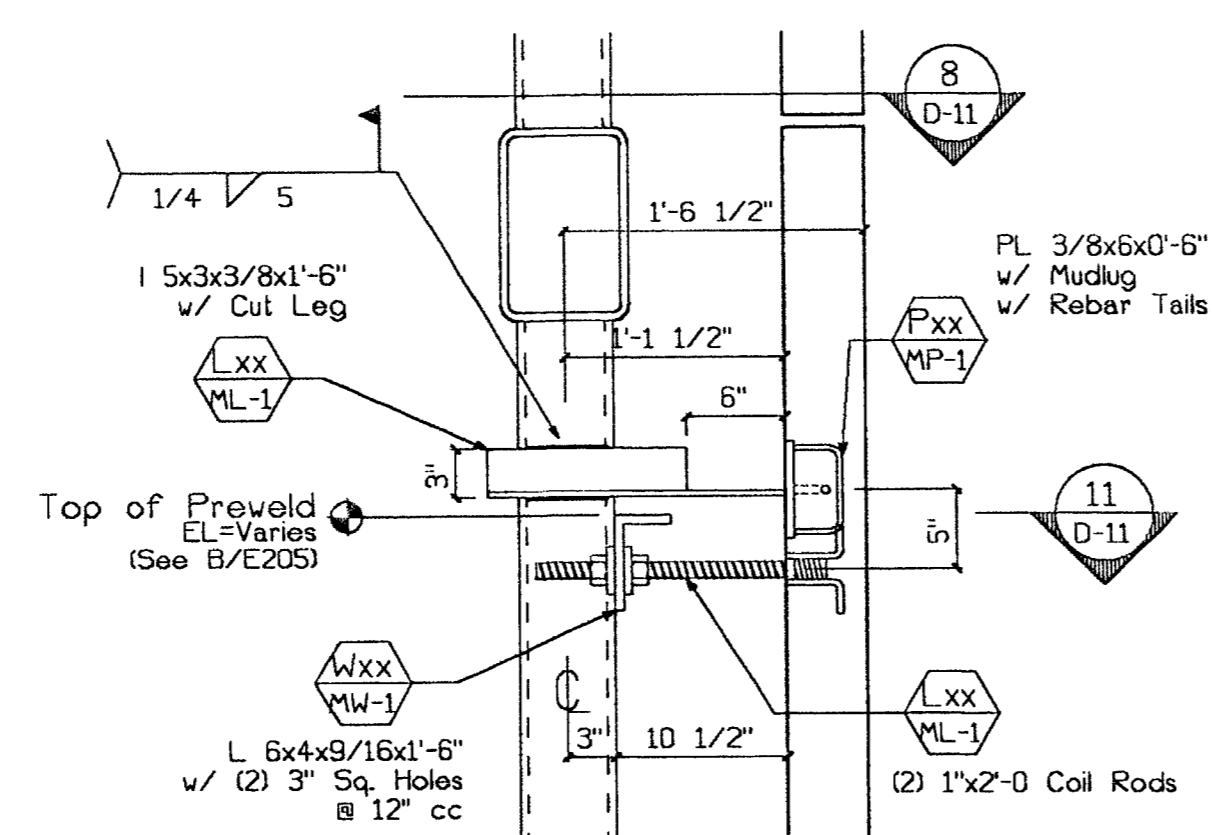
SCALE: 1"=1'-0"  
DATE: 1/7/00  
PROJECT: Stockton CA, Parking Garage  
GENERAL CONTRACTOR: Turner Constr.  
DRAWN BY: JM  
CHECKED BY: [Signature]  
JOB NO. 1282  
DRAWING NUMBER D-10a

B Parking - Sect.  
D10a 1/4"=1'-0"

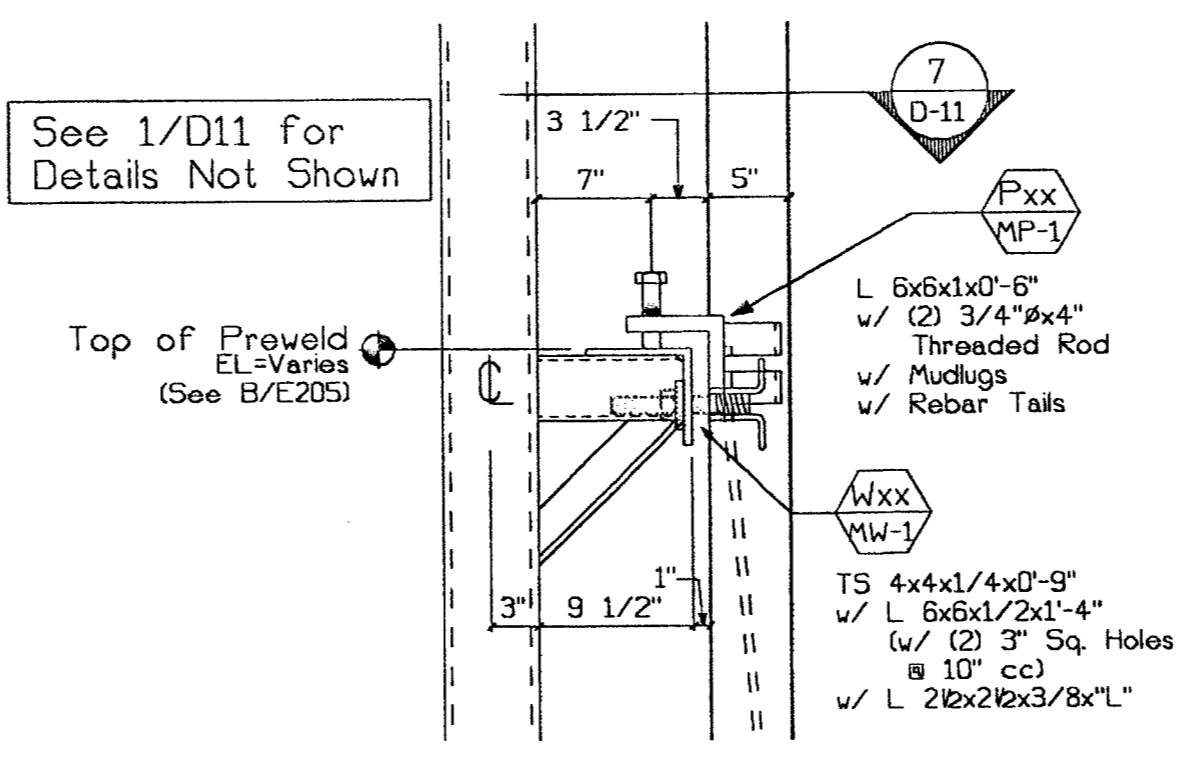
SUBMITTED  
MAR 17 2000  
CLARK PACIFIC



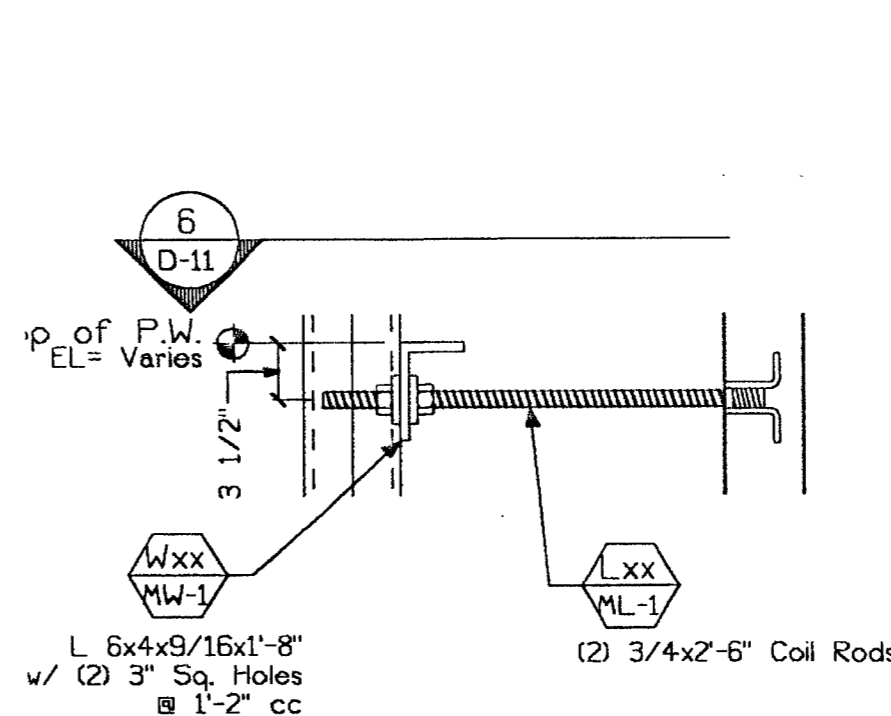
A Parking - Sect.  
D11 1/4"=1'-0"



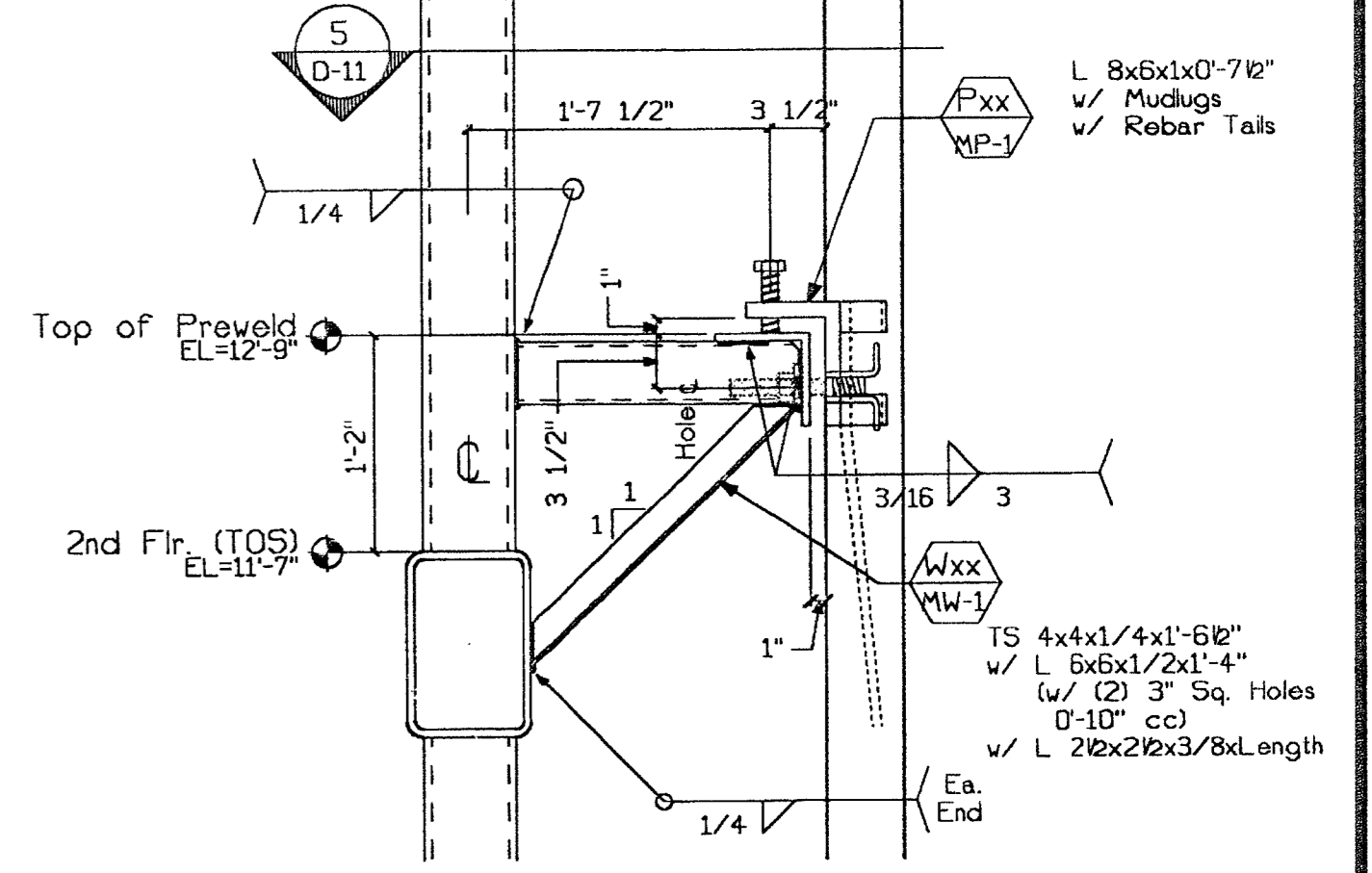
4 Section - Lateral  
D-11 1"=1'-0" Type: ▽



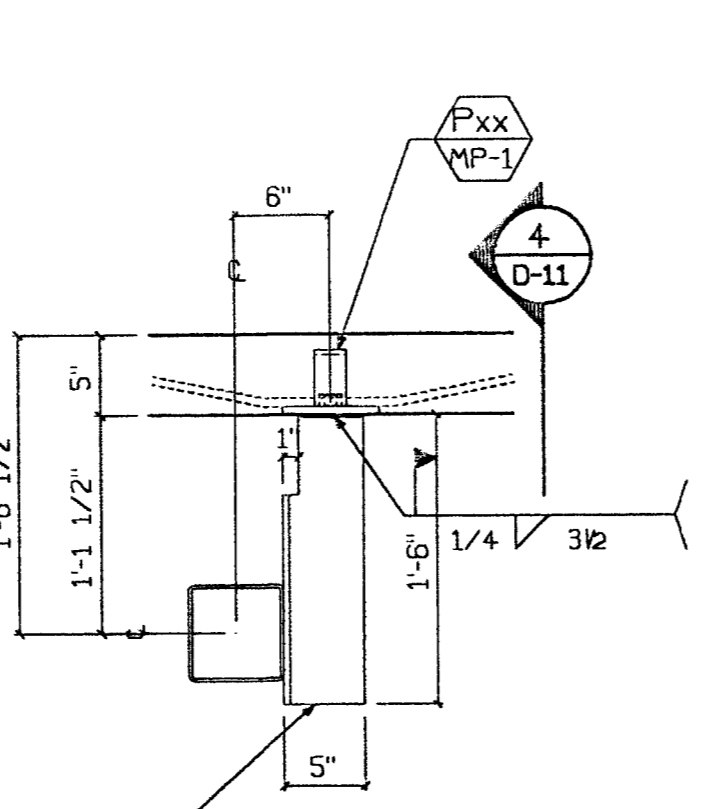
3 Section - Bearing  
D-11 1"=1'-0" Type: ▽



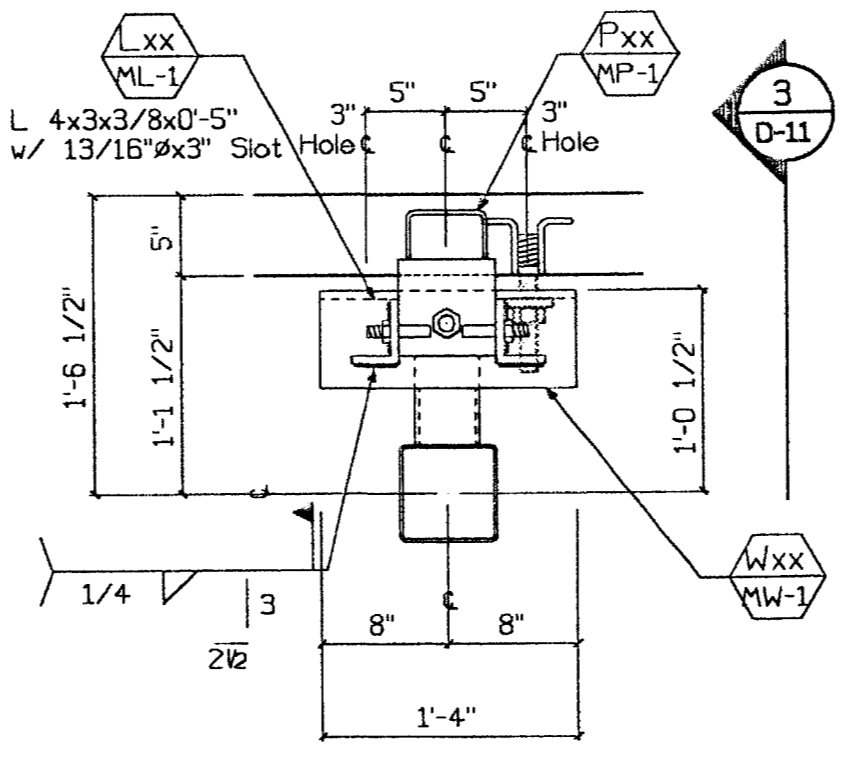
2 Section - Push/Pull  
D-11 1"=1'-0" Type: ⊕



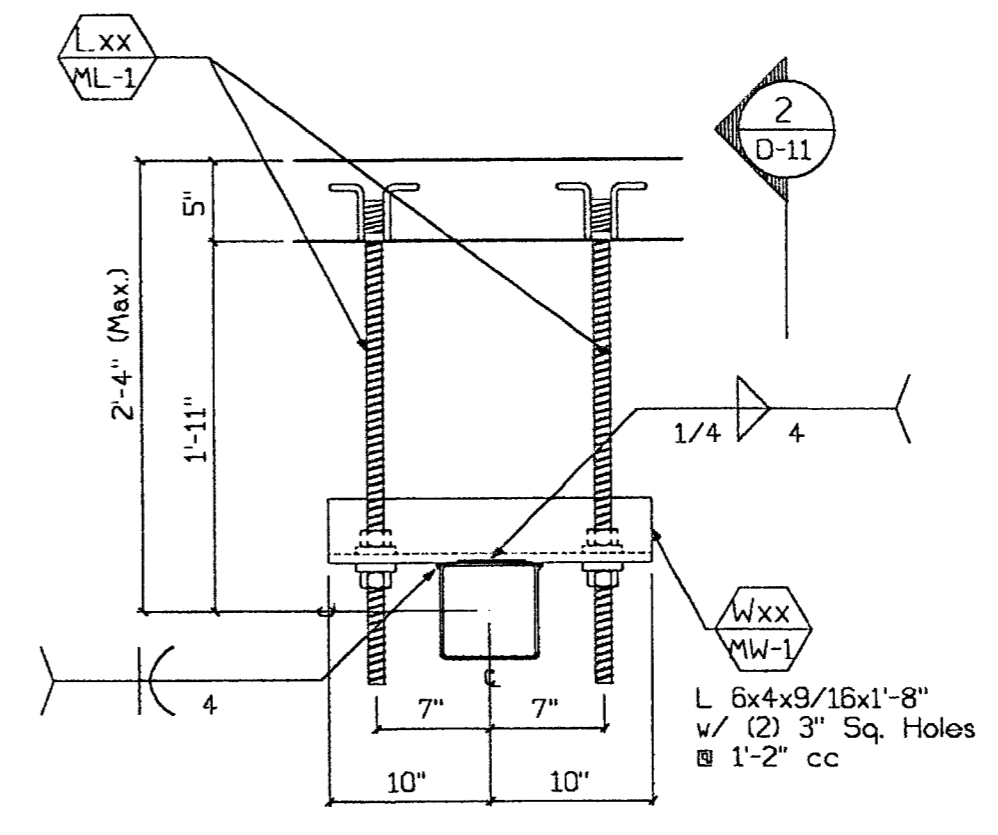
1 Section - Bearing  
D-11 1"=1'-0" Type: ▽



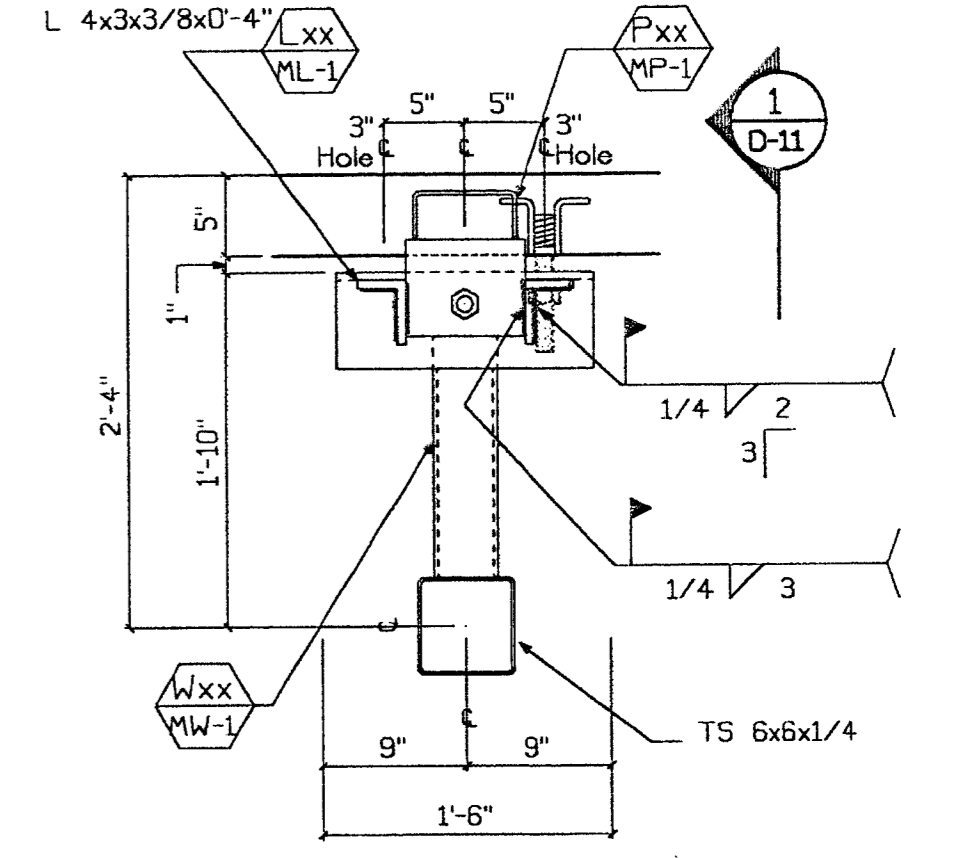
8 Plan - Lateral  
D-11 1"=1'-0" Type: ▽



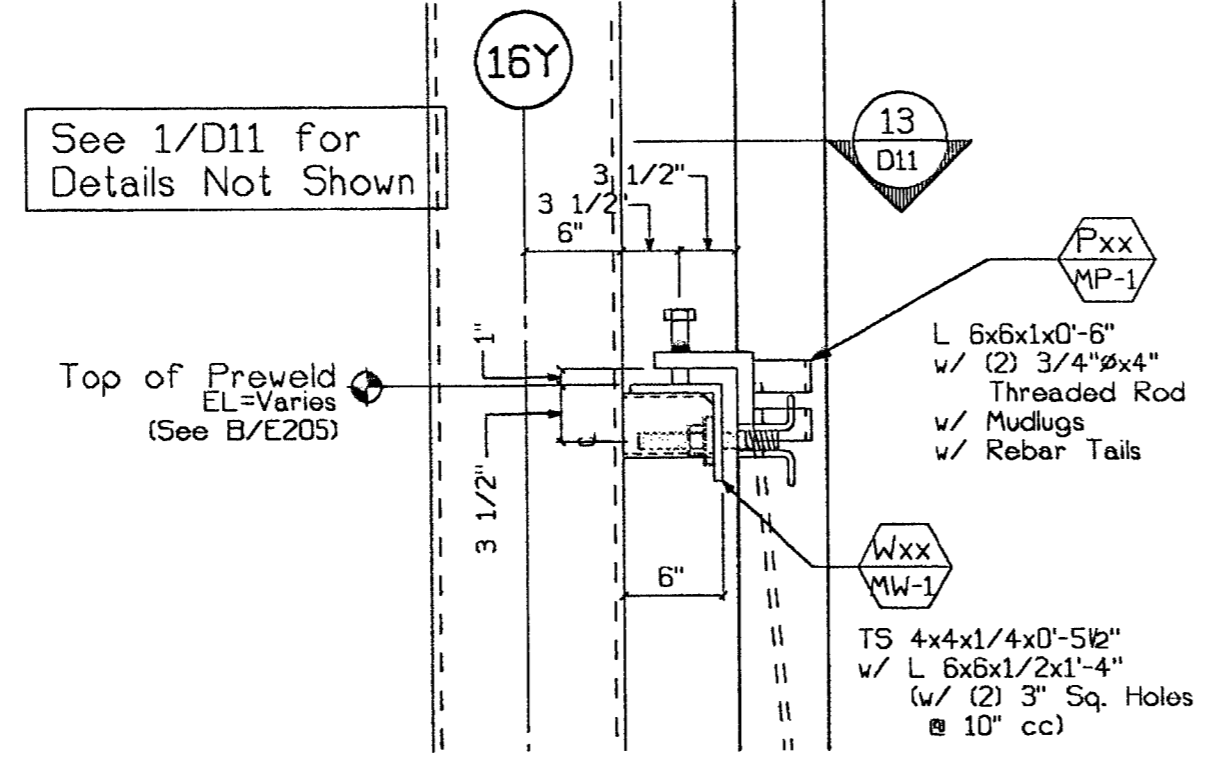
7 Plan - Bearing  
D-11 1"=1'-0" Type: ▽



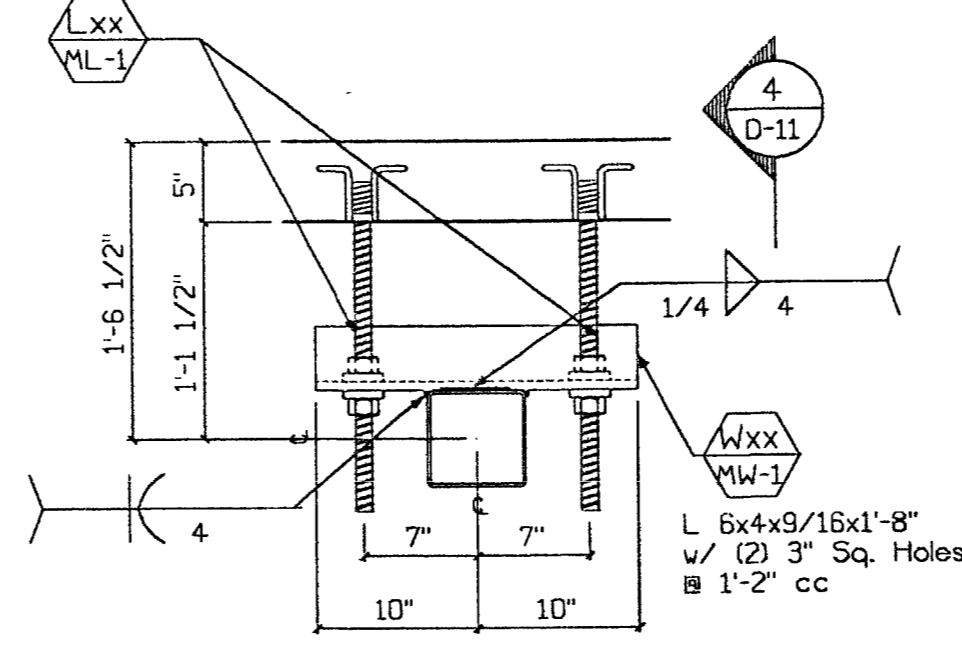
6 Plan - Push/Pull  
D-11 1"=1'-0" Type: ⊕



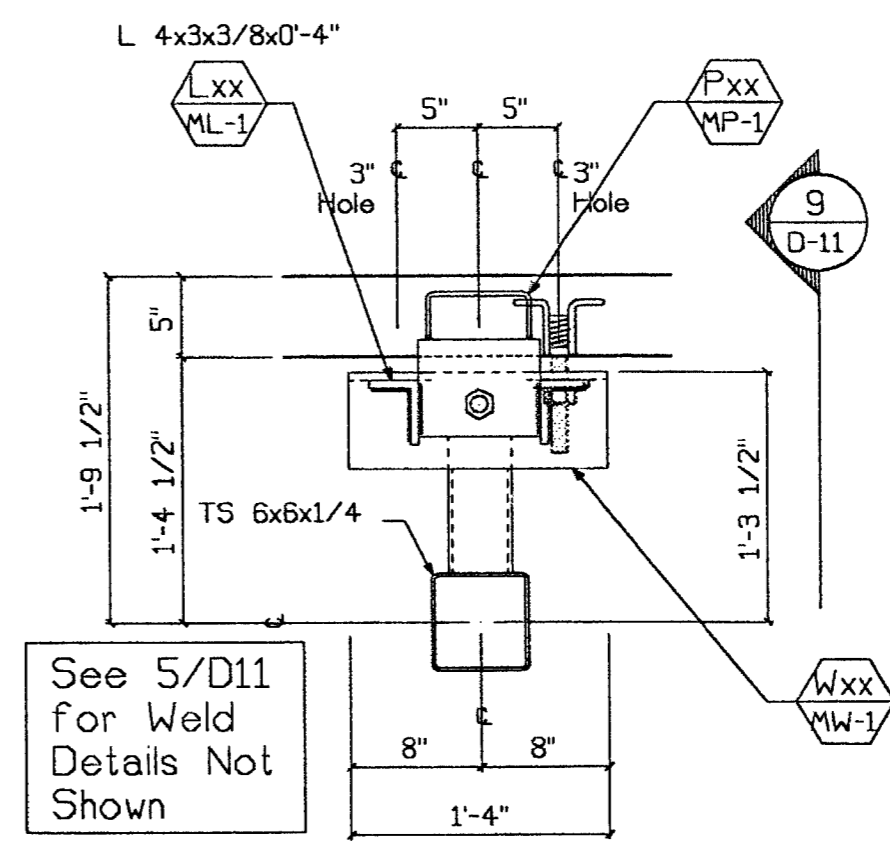
5 Plan - Bearing  
D-11 1"=1'-0" Type: ▽



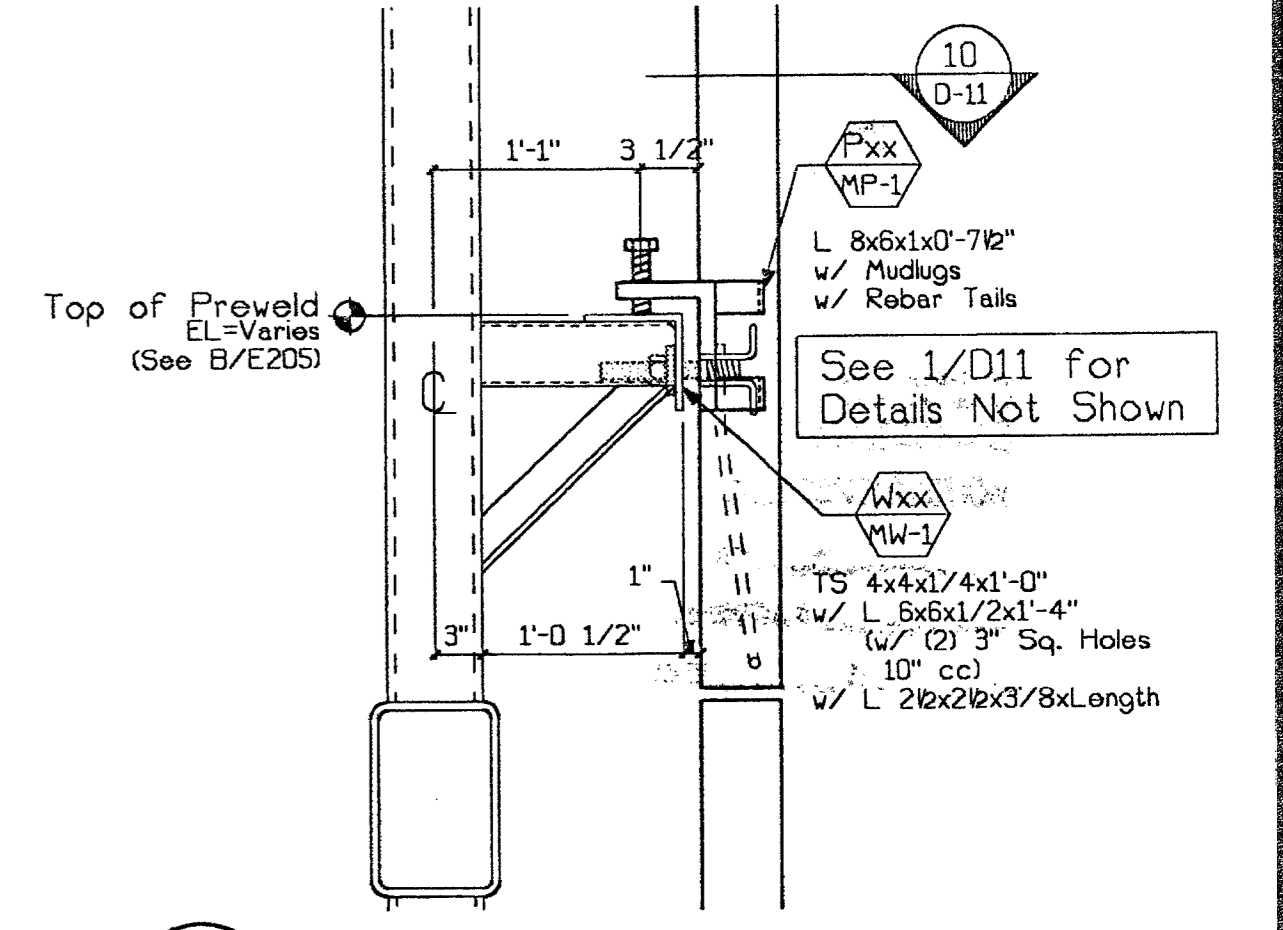
12 Section - Bearing  
D-11 1"=1'-0" Type: ▽



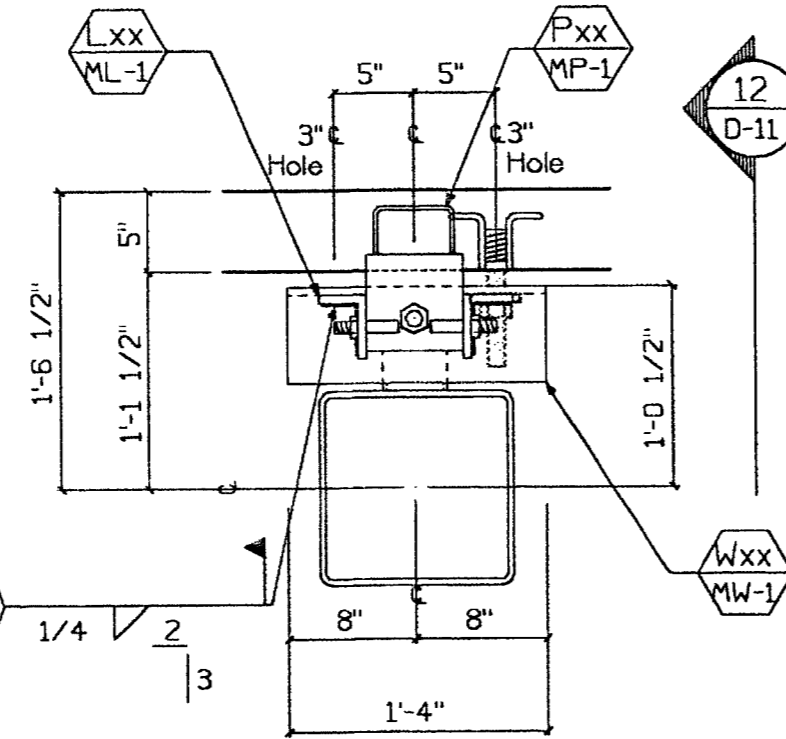
11 Plan - Push/Pull  
D-11 1"=1'-0" Type: ⊕



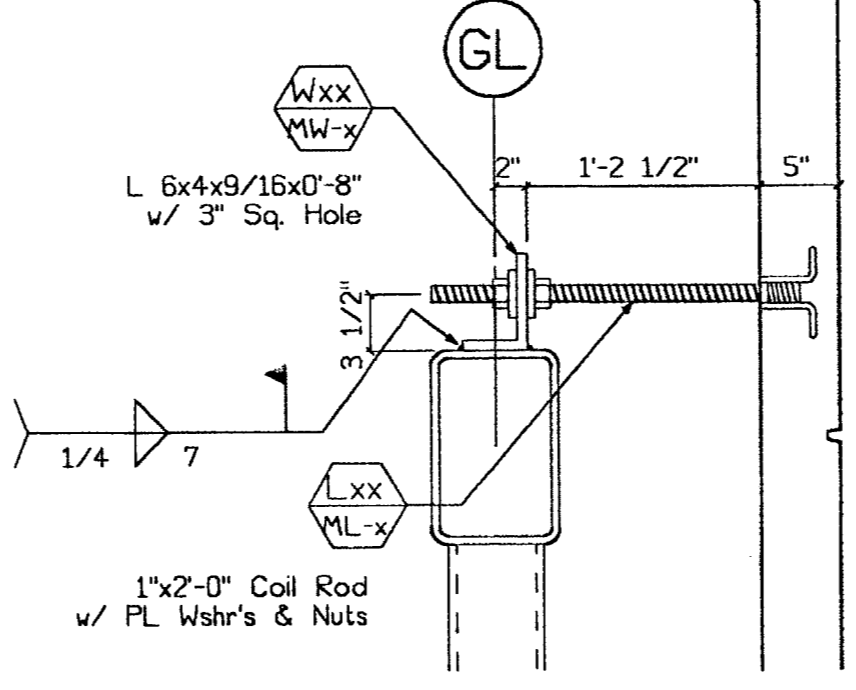
10 Plan - Bearing  
D-11 1"=1'-0" Type: ▽



9 Section - Bearing  
D-11 1"=1'-0" Type: ▽




13 Plan - Rocking Eng.  
D-11 1"=1'-0" Type: ▽



14 Section - Push/Pull  
D-11 1"=1'-0" Type: ⊕

BAI 3/28/00

TURNER CONSTRUCTION  
DATE 3-22-00



SUBMITTED  
MAR 17 2000  
CLARK PACIFIC

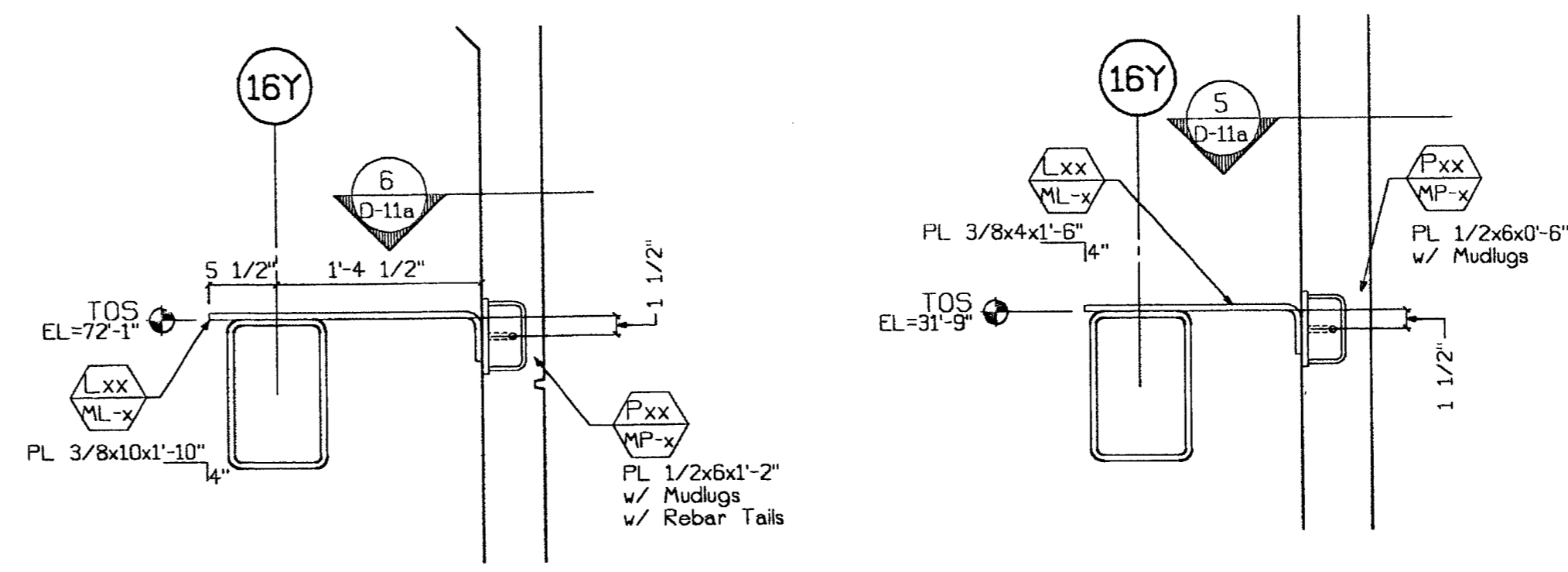
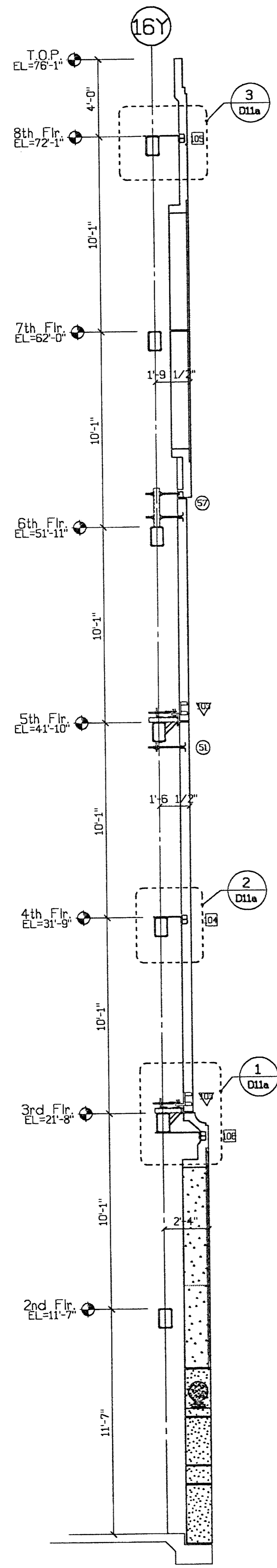
© CLARK PACIFIC 1999  
ALL RIGHTS RESERVED

ALL DRAWINGS AND WRITTEN MATERIAL APPROPRIATE HEREBY CONSTITUTE THE ORIGINAL UNPUBLISHED WORK OF CLARK PACIFIC, PROTECTED BY COPYRIGHT, AND THE SAME MAY NOT BE REPRODUCED, COPIED, USED, OR DISCLOSED WITHOUT THE WRITTEN CONSENT OF CLARK PACIFIC.

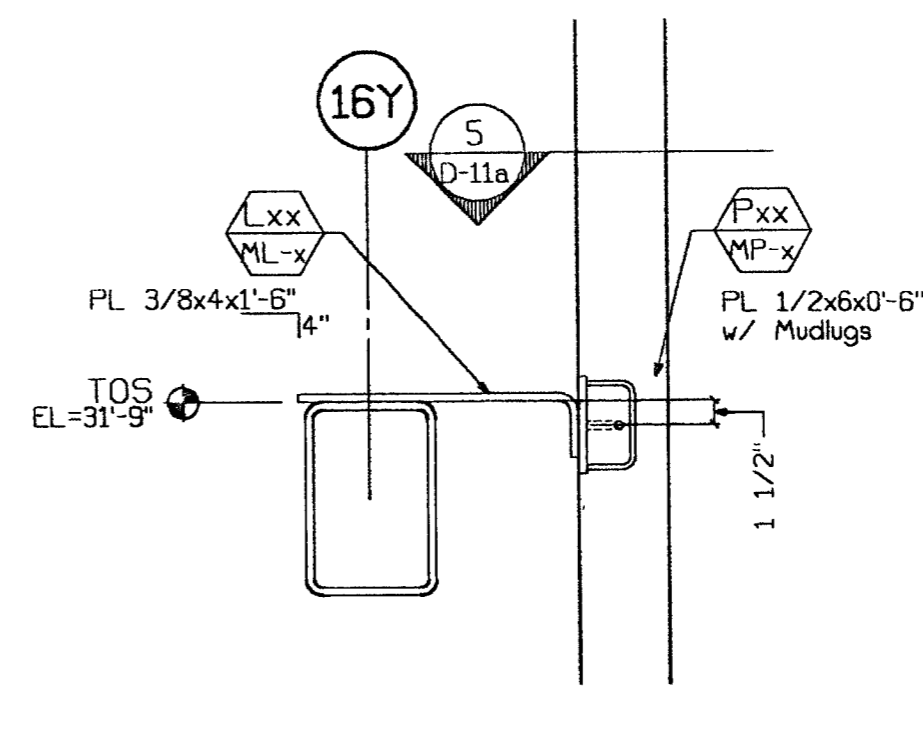
ITEM	BY	DATE	REV.	DESCRIPTION	DATE	BY	CHK.
REVISIONS							

**CLARK PACIFIC**  
1980 South River Road  
West Sacramento CA 95691  
TEL: (916) 371-0305  
FAX: (916) 372-0323

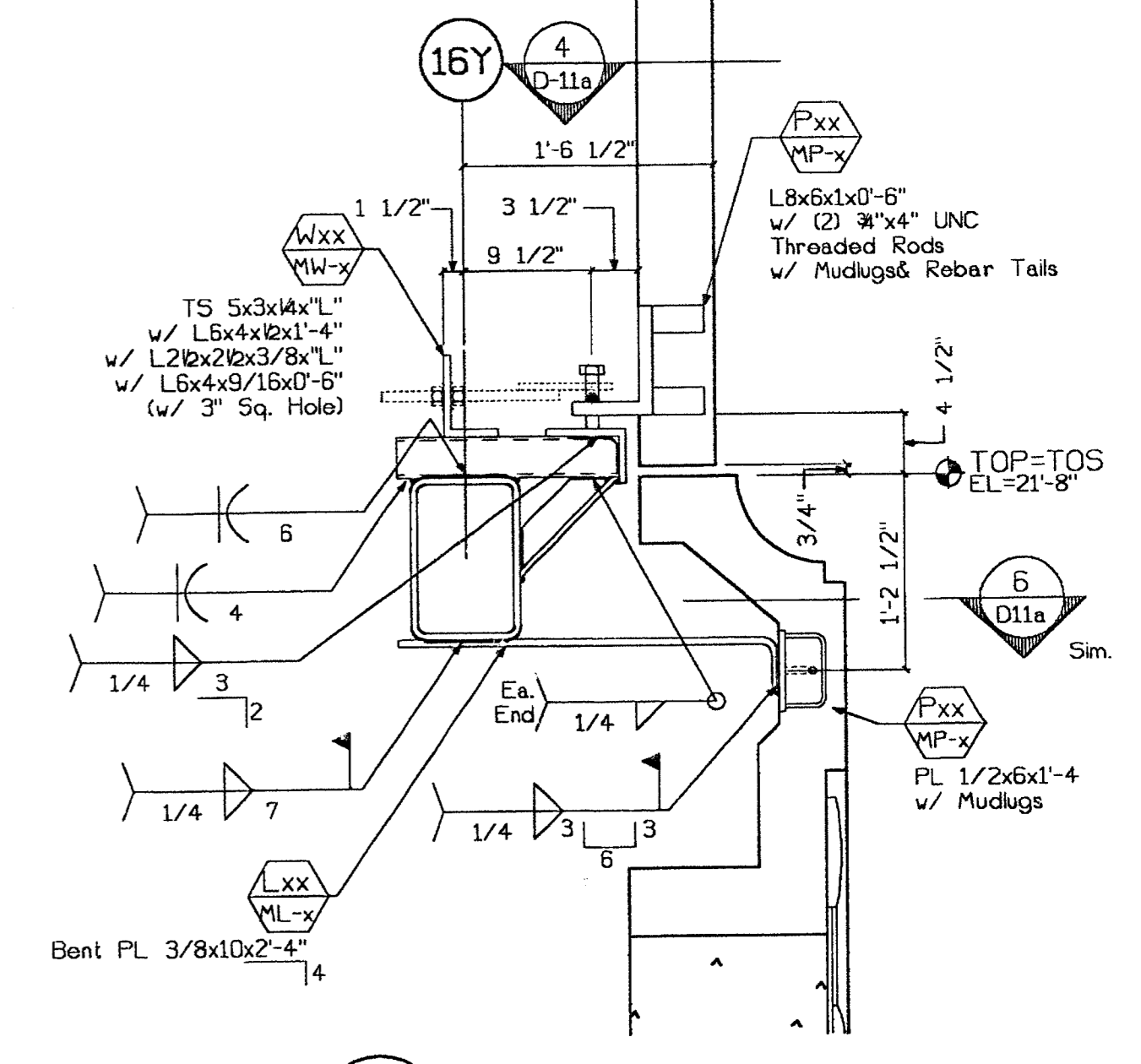
SCALE: As Noted  
DATE: 3/17/00  
PROJECT: Stockton CA, Parking Garage  
GENERAL CONTRACTOR: Turner Constr.  
DRAWN BY: JM  
CHECKED BY: JM  
JOB NO. 1282  
DRAWING NUMBER D-11



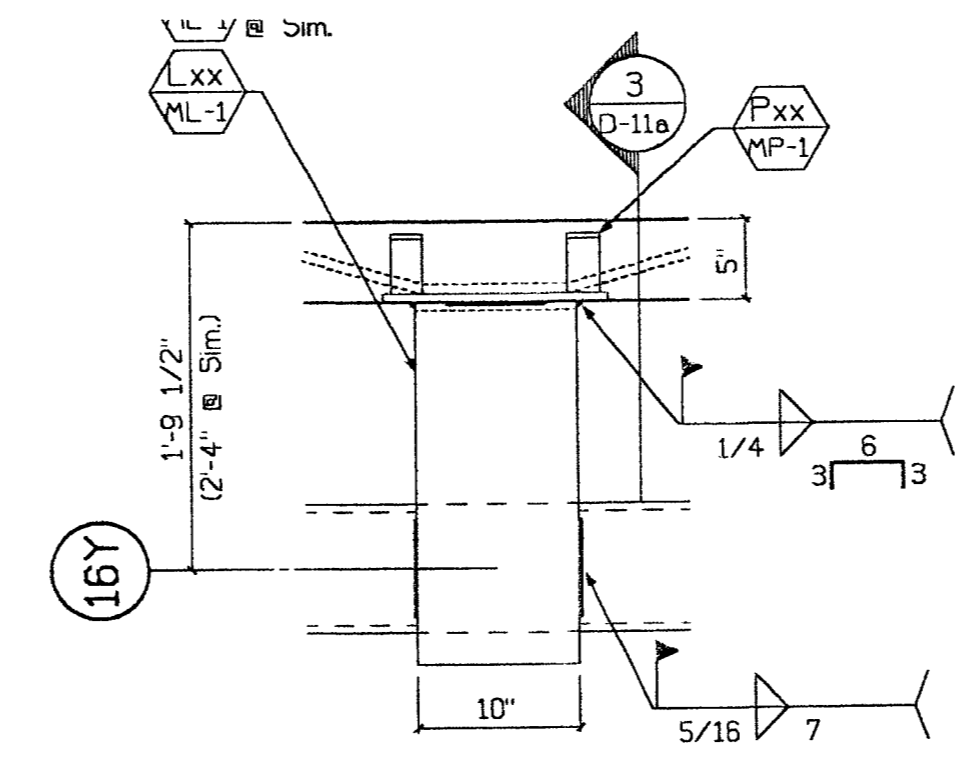
3 Conn. Section  
D11a 1"=1'-0" Type: [Symbol]



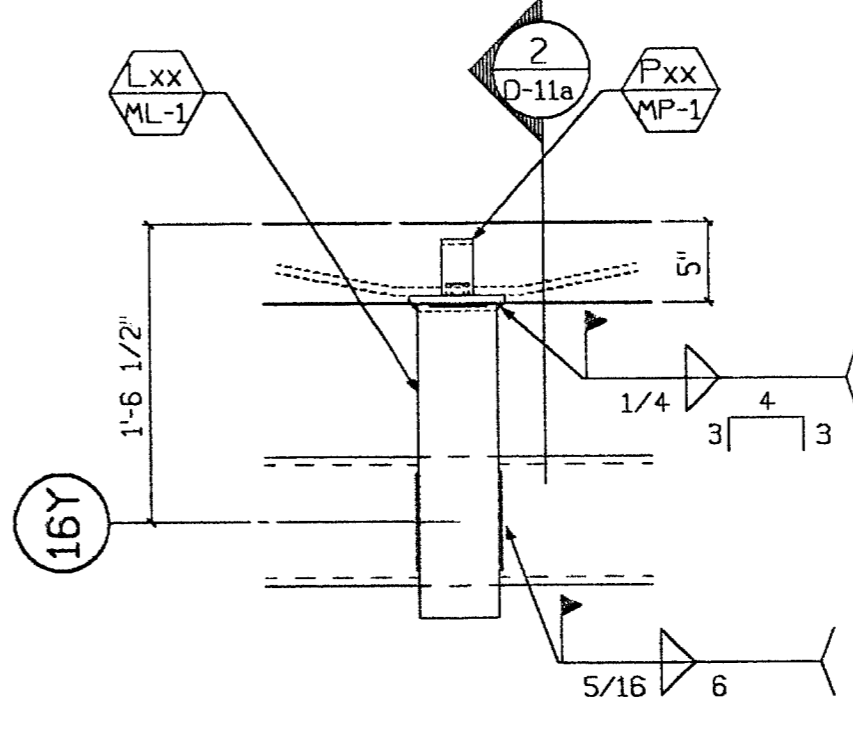
2 Conn. Section  
D11a 1"=1'-0" Type: [Symbol]



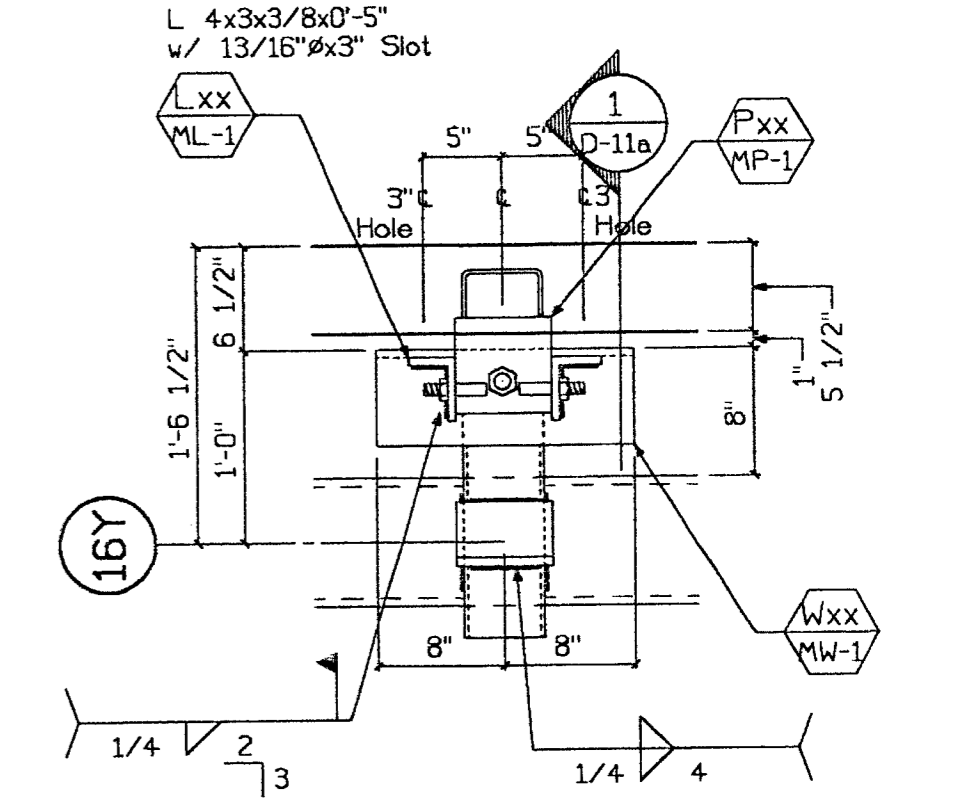
1 Conn. Section  
D11a 1"=1'-0" Type: [Symbol] Top  
Type: [Symbol] Bott.



6 Plan - Lateral Conn.  
D11a 1"=1'-0" Type: [Symbol]




5 Plan - Lateral Conn.  
D11a 1"=1'-0" Type: [Symbol]



4 Plan - Rocking Bng.  
D11a 1"=1'-0" Type: [Symbol] Top

3/28/00

TURNER CONSTRUCTION  
JOS 16682d  
02450-05  
300-00 RTH



SUBMITTED  
MAR 17 2000  
CLARK PACIFIC

C Parking - Sect.  
D11a 1/4"=1'-0"

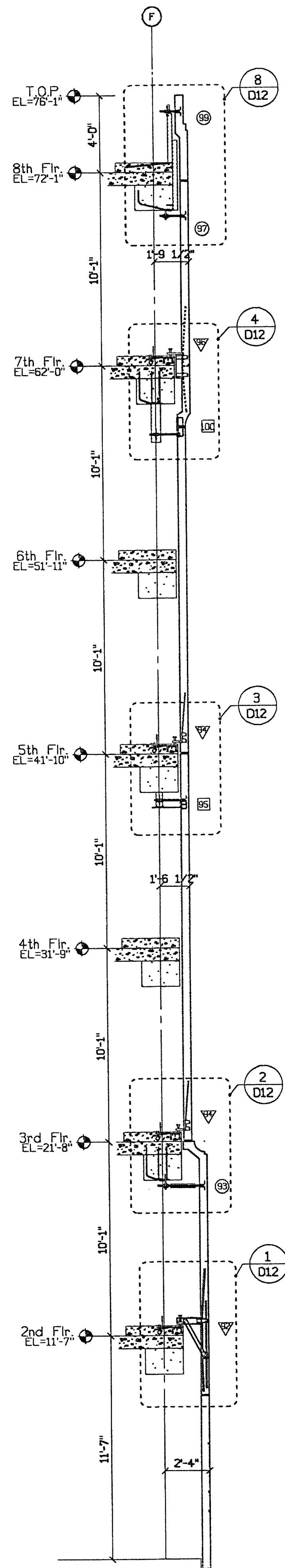
© CLARK PACIFIC 1999  
ALL RIGHTS RESERVED

ALL DRAWINGS AND WRITTEN MATERIAL APPEARING HEREIN CONSTITUTE THE ORIGINAL UNPUBLISHED WORK OF CLARK PACIFIC, PROTECTED BY COPYRIGHT AND THE SAME MAY NOT BE REPRODUCED, USED, OR DISCLOSED WITHOUT THE WRITTEN CONSENT OF CLARK PACIFIC.

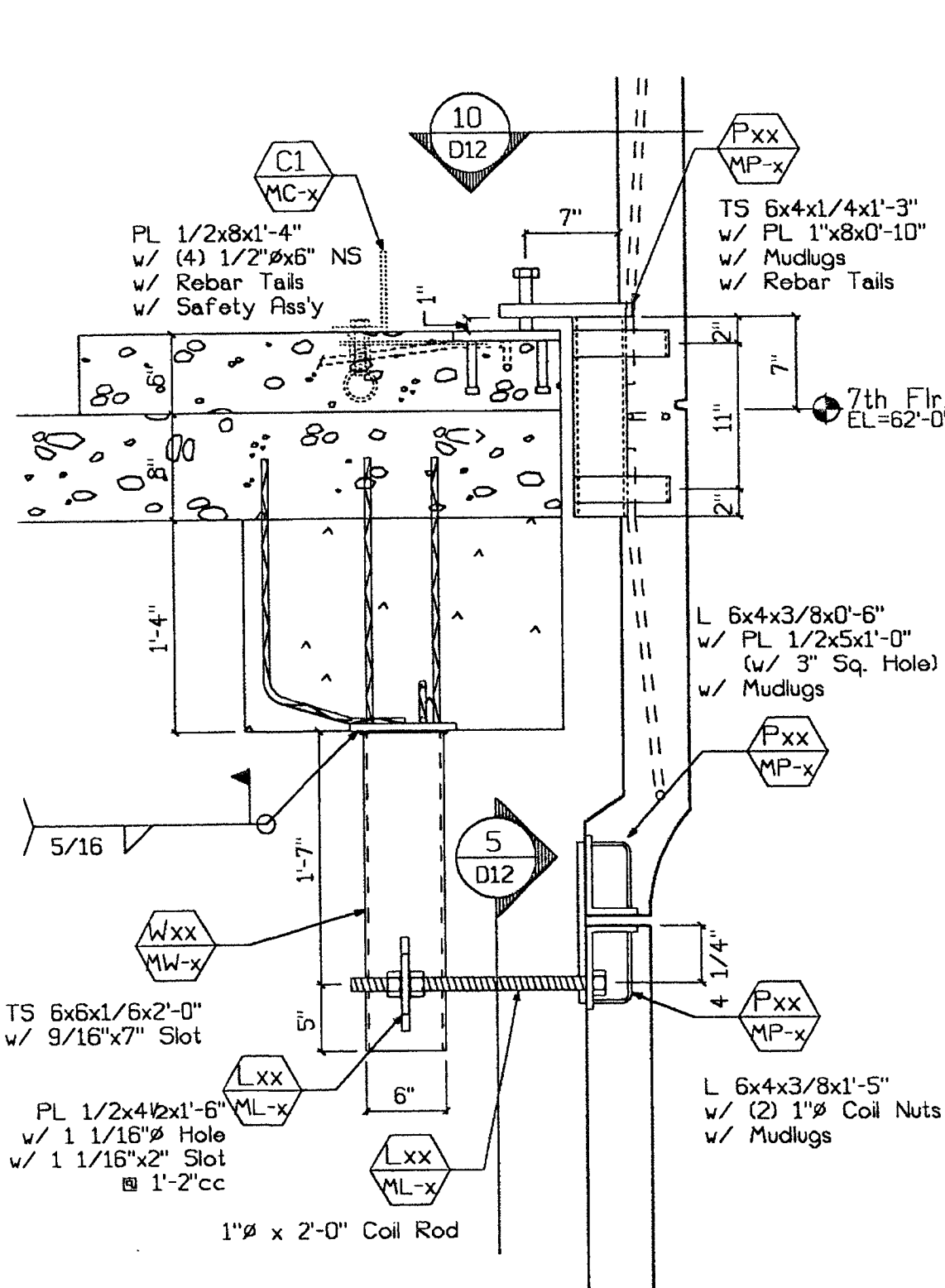
ISSUED FOR CONSTRUCTION	APPROVED								
SUBMITTED	JM	3/17/00							
ITEM	BY	DATE	REV.	DESCRIPTION	DATE	BY	CHK.	REVISIONS	

CLARK PACIFIC  
1980 South River Road  
West Sacramento CA 95691  
TEL: (916) 371-0305  
FAX: (916) 372-0323

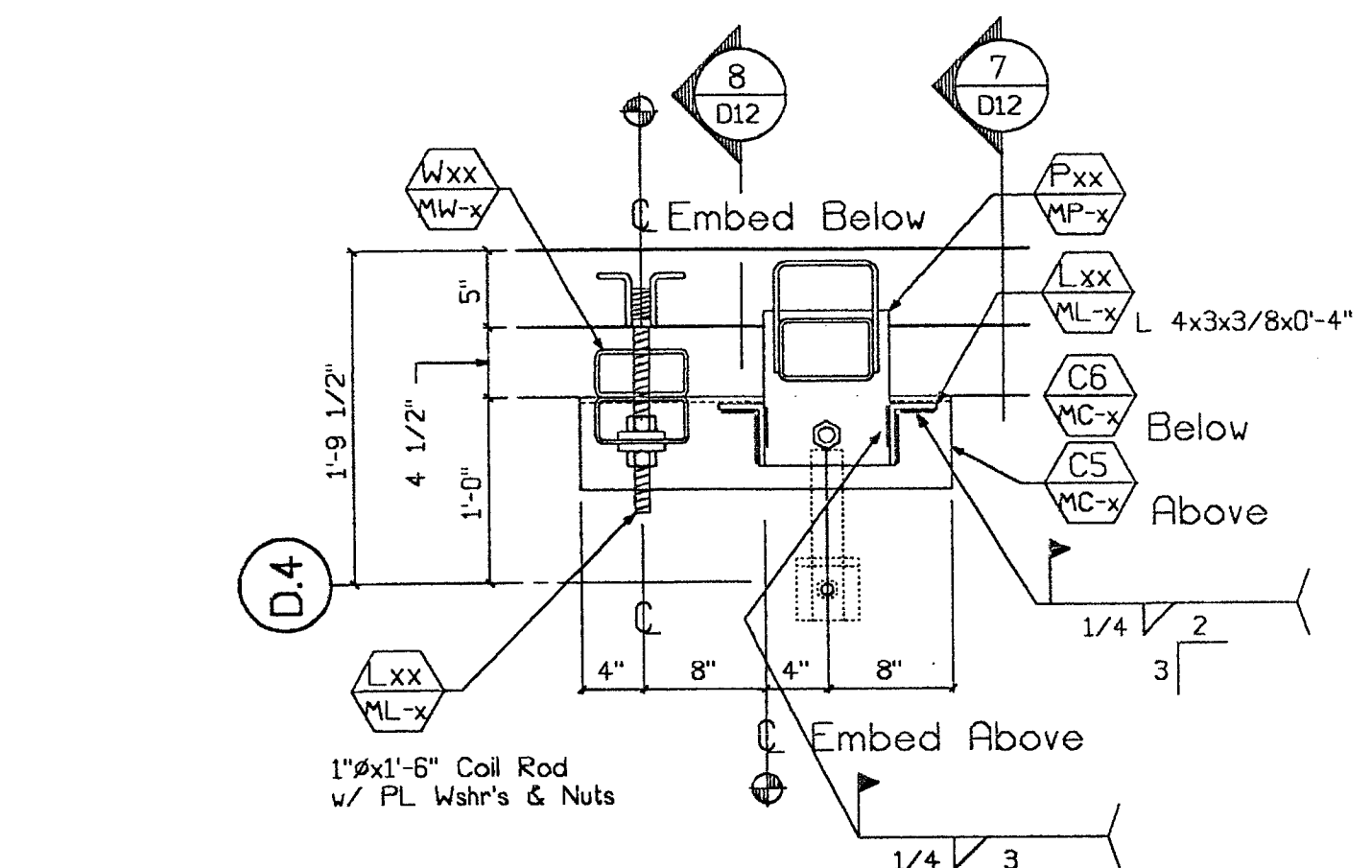
SCALE: As Noted  
DATE: 1/4/99  
PROJECT: Stockton CA, Parking Garage  
GENERAL CONTRACTOR: Turner Constr.  
DRAWN BY: JM  
CHECKED BY:  
JOB NO. 1282  
DRAWING NUMBER D-11a



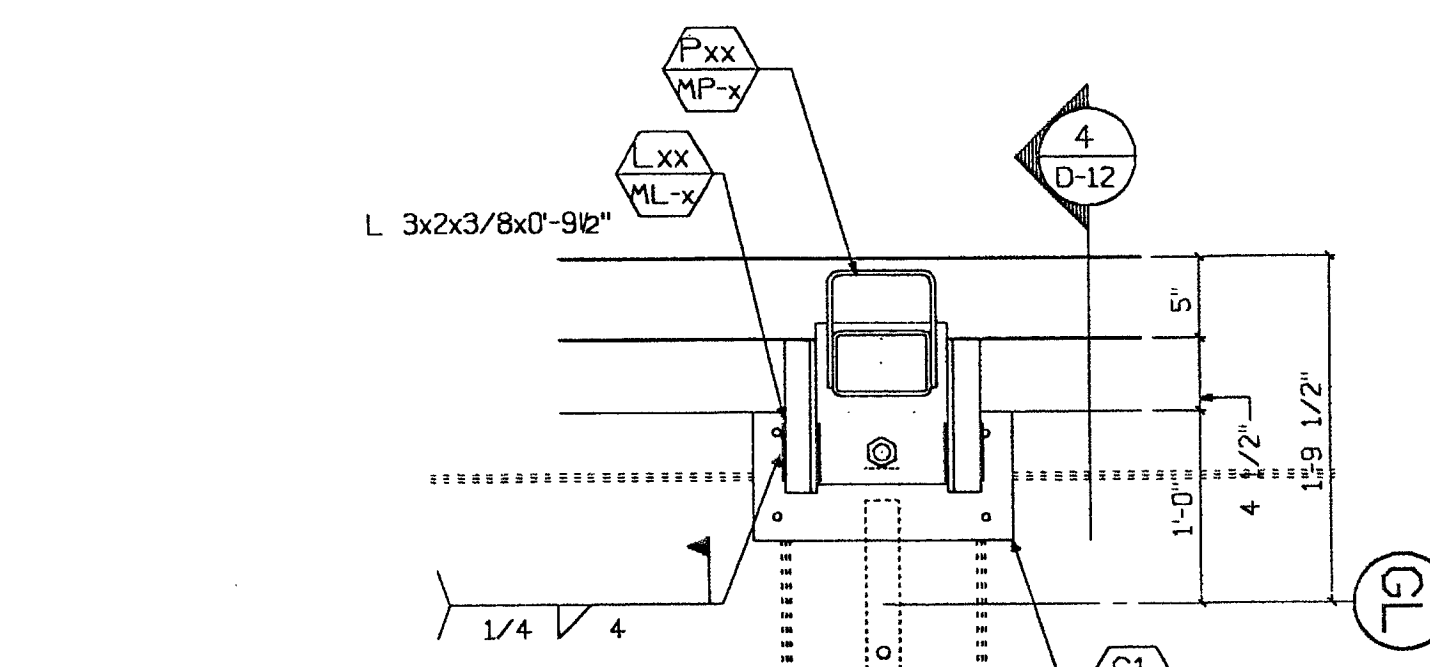
**A Building Section**  
D12 1/4"=1'-0"



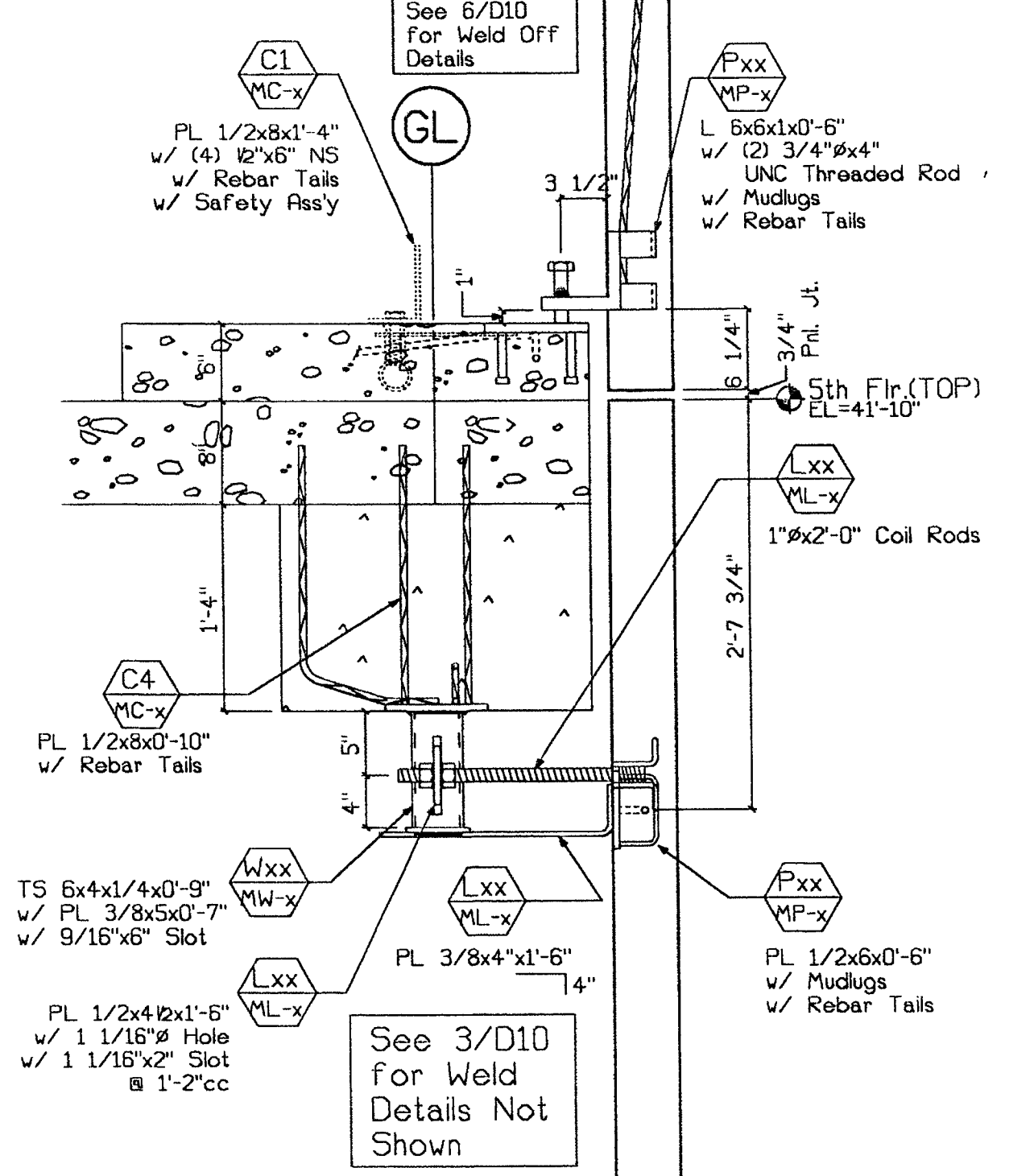
**4 Conn. Section**  
D12 1"=1'-0" Type: ▽ Top  
Type: ⊕ Bott.



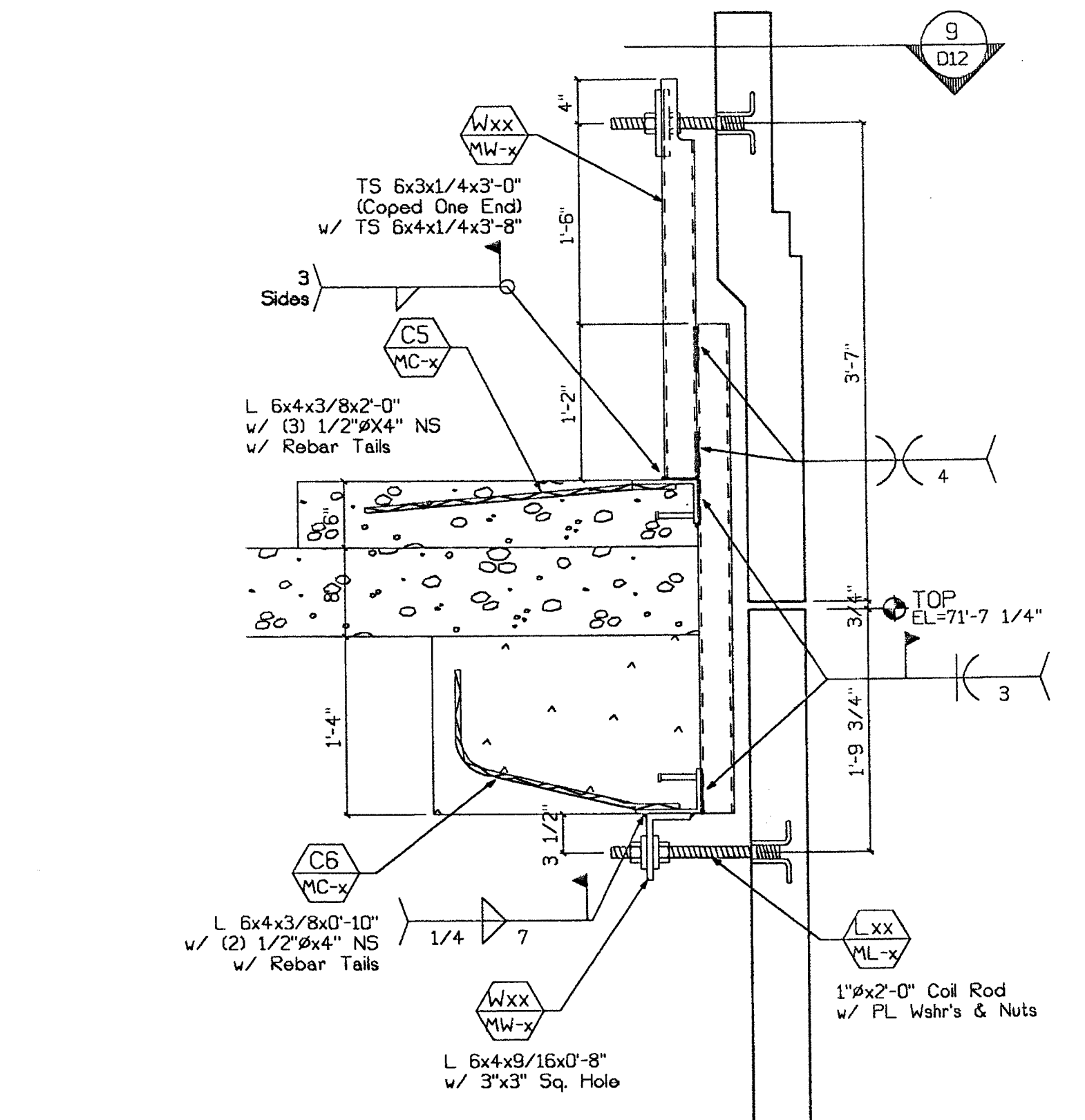
**5 Conn. Section**  
D12 1"=1'-0" Type: ⊕ Lf.  
Type: ▽ Rt.



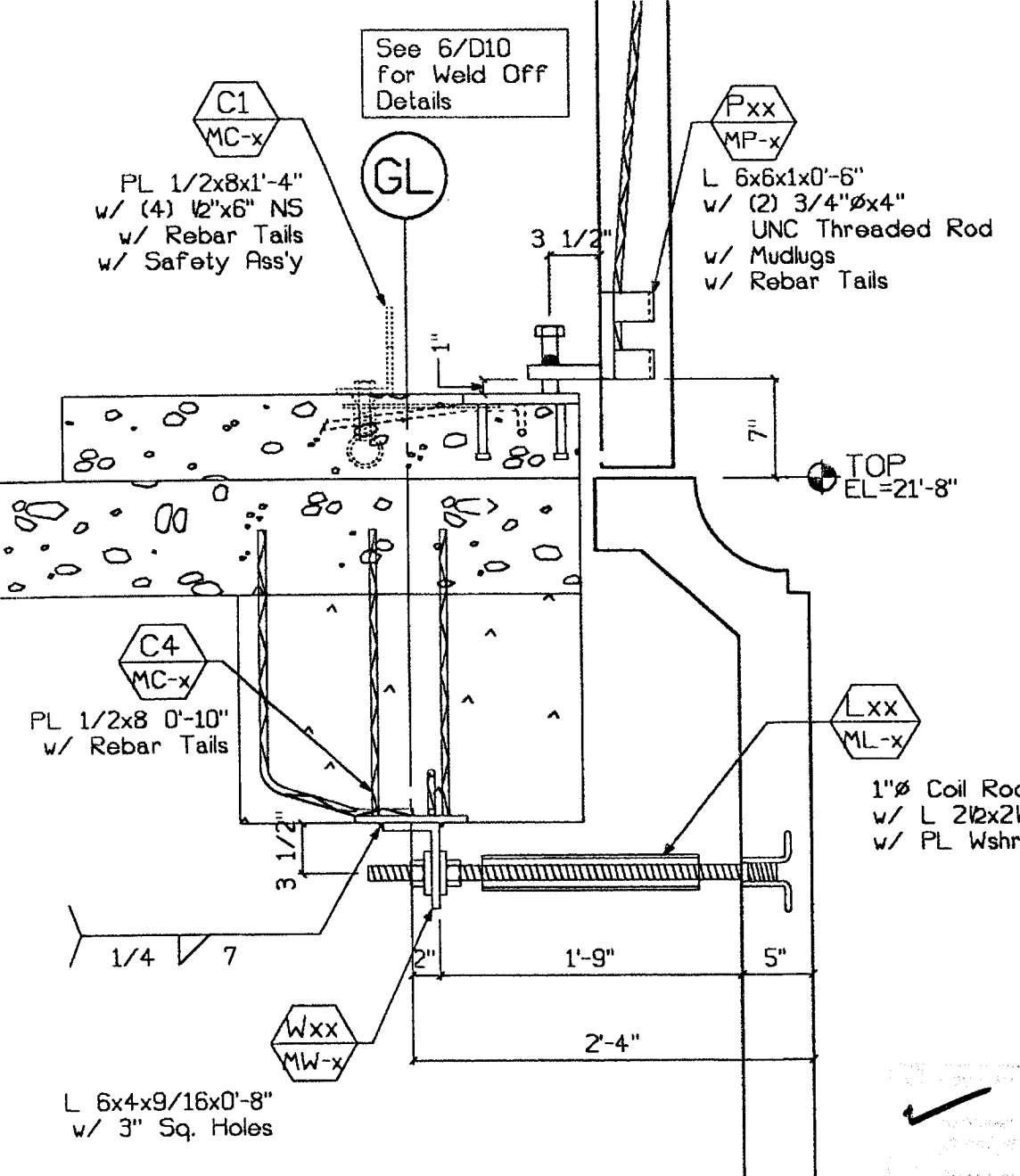
**8 Conn. Section**  
D12 1"=1'-0" Type: ⊕ Top  
Type: ⊕ Bott.



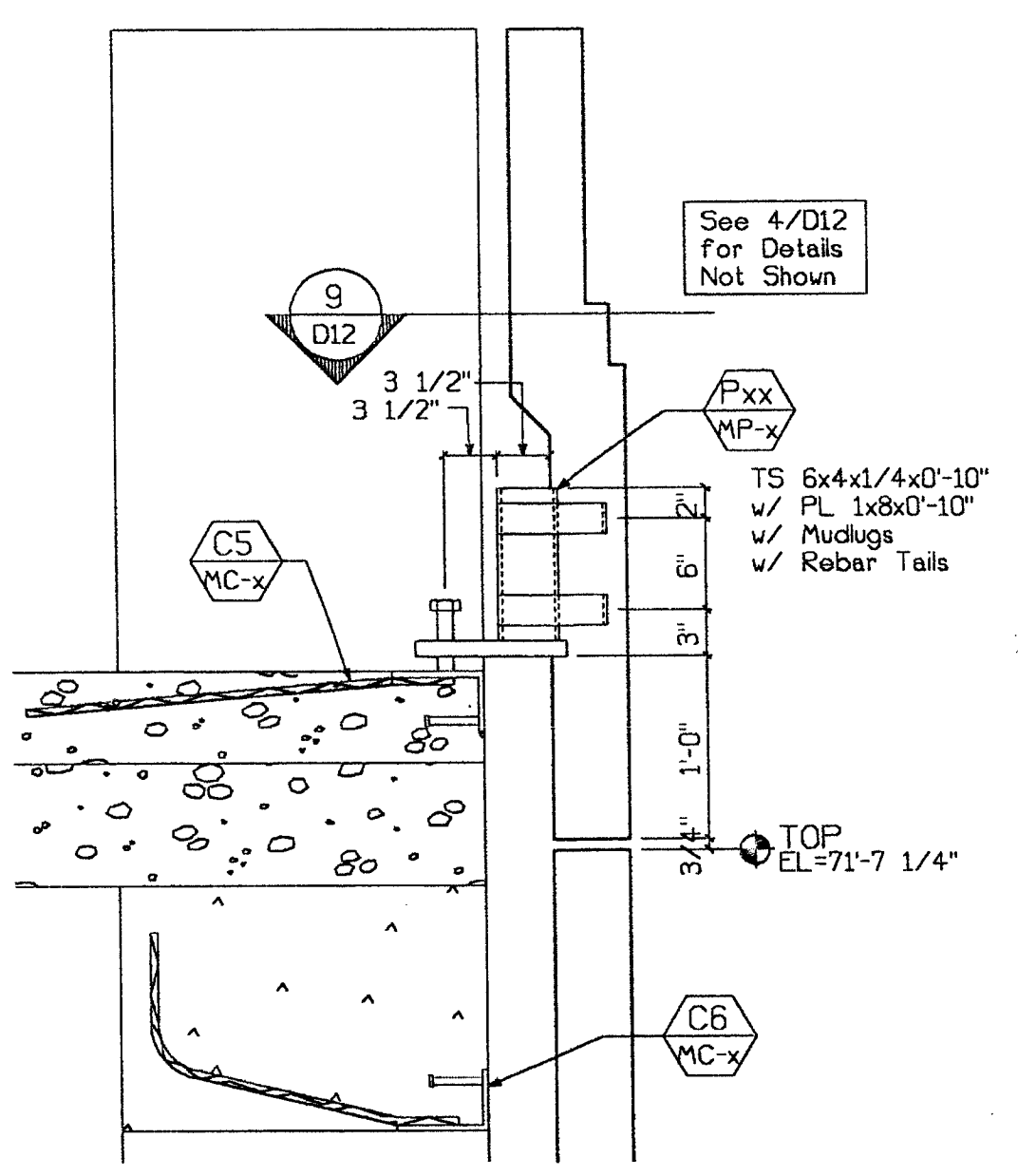
**3 Conn. Section**  
D12 1"=1'-0" Type: ▽ Top  
Type: ⊕ Bott.



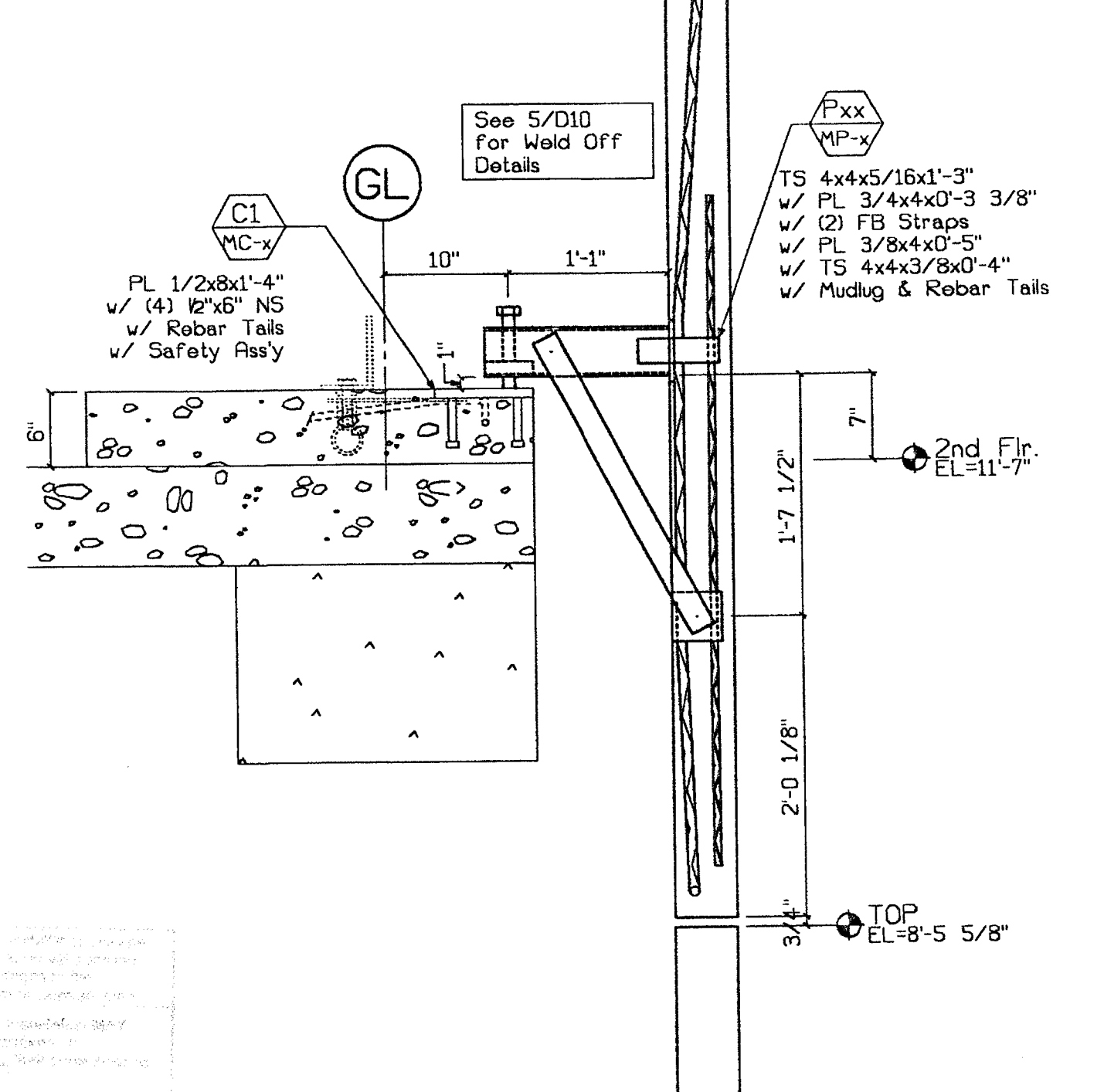
**9 Conn. Section**  
D12 1"=1'-0" Type: ⊕ Top  
Type: ⊕ Bott.



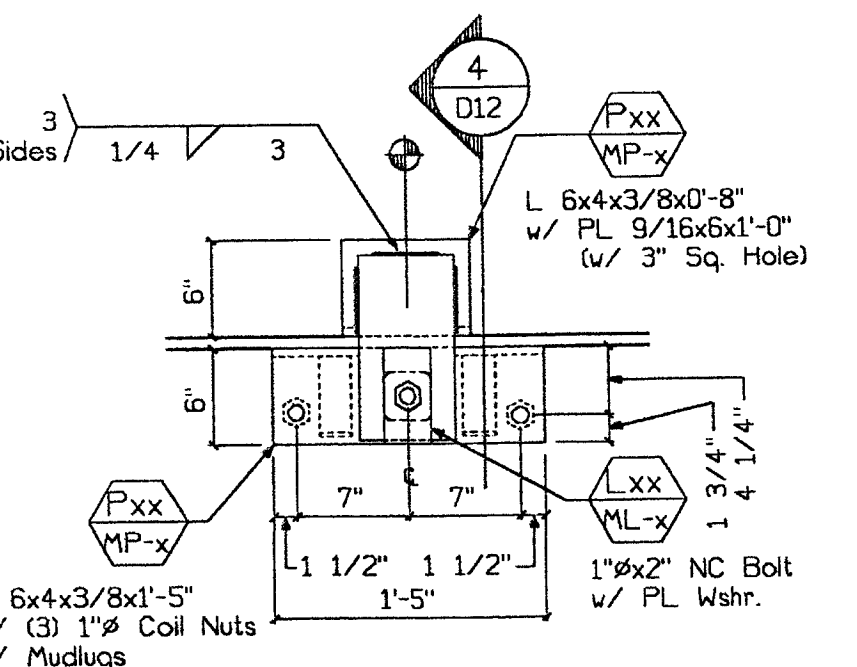
**2 Conn. Section**  
D12 1"=1'-0" Type: ▽ Top  
Type: ⊕ Bott.



**7 Conn. Section**  
D12 1"=1'-0" Type: ▽



**1 Conn. Section**  
D12 1"=1'-0" Type: ▽




**5 B.O.P. - Shiplap**  
D12 1"=1'-0" Type: ⊕

TURNER CONSTRUCTION  
JOB 16682d  
SUBMITTAL # 02450-05  
DATE 3/28/00 JRM

Not Used

**6 Conn. Section**  
D12 1"=1'-0" Type: ⊕



SUBMITTED  
MAR 17 2000  
CLARK PACIFIC

**CLARK PACIFIC 1999**  
ALL RIGHTS RESERVED

ALL DRAWINGS AND WRITTEN MATERIAL APPROPRIATE HEREBY CONSTITUTE THE ORIGINAL UNPUBLISHED WORK OF CLARK PACIFIC, PROTECTED BY COPYRIGHT, AND THE SAME MAY NOT BE REPRODUCED, USED, OR DISCLOSED WITHOUT THE WRITTEN CONSENT OF CLARK PACIFIC.

ISSUED FOR CONSTRUCTION	APPROVED								
SUBMITTED	JM	3/17/00							
ITEM	BY	DATE	REV.	DESCRIPTION	DATE	BY	CHK.	REVISIONS	

**CLARK PACIFIC**  
1980 South River Road  
West Sacramento CA 95691  
TEL: (916) 371-0305  
FPOC (916) 372-0323

SCALE: As Noted  
DATE: 9/28/99  
PROJECT: Stockton CA, Parking Garage  
GENERAL CONTRACTOR: Turner Constr.  
DRAWN BY: JM  
CHECKED BY:  
JOB NO: 1282  
DRAWING NUMBER: D-12